

Prepared for: Joesph Farani, OMES

2021 F-350 Chassis 4x2 SD Crew Cab 179" WB DRW XL (W3G)

Price Level: 115



Client Proposal

Prepared by:
EMANUEL Lopez II
Office: 405-616-3673
Quote ID: statebid3
Date: 02/16/2021



Bob Moore Ford | 8948 South I-35 Service Rd., Oklahoma City, Oklahoma, 73149
Office: 405-616-3673 | Fax: 405-246-2351



2021 F-350 Chassis 4x2 SD Crew Cab 179" WB DRW XL (W3G)

Price Level: 115 | Quote ID: statebid3

Selected Equip & Specs

Dimensions

- Exterior length: 265.2"
- Exterior width: 80.0"
- Wheelbase: 179.0"
- Rear track: 71.1"
- Rear tire outside width: 92.2"
- Front legroom: 43.9"
- Front headroom: 40.8"
- Front hiproom: 62.5"
- Front shoulder room: 66.7"
- Passenger volume: 131.7cu.ft.
- Maximum cargo volume: 52.1cu.ft.
- Cab to axle: 60.0"
- Exterior height: 78.6"
- Front track: 69.1"
- Turning radius: 30.3'
- Min ground clearance: 7.8"
- Rear legroom: 43.6"
- Rear headroom: 40.4"
- Rear hiproom: 64.7"
- Rear shoulder room: 65.9"
- Cargo volume: 52.1cu.ft.

Powertrain

- 385hp 6.2L SOHC 16 valve V-8 engine with variable valve control, SMPI
- federal
- Rear-wheel drive
- Fuel Economy Highway: N/A
- Recommended fuel : regular unleaded
- TorqShift 10 speed automatic transmission with overdrive
- Fuel Economy Cty: N/A

Suspension/Handling

- Front Twin I-Beam independent suspension with anti-roll bar, HD shocks
- Firm ride Suspension
- Front and rear 17 x 6.5 argent steel wheels
- Dual rear wheels
- Rear DANA M300 rigid axle leaf spring suspension with anti-roll bar, HD shocks
- Hydraulic power-assist re-circulating ball Steering
- LT245/75SR17 EBSW AS front and rear tires

Body Exterior

- 4 doors
- Conventional right rear passenger
- Black door mirrors
- Trailer harness
- Front and rear 17 x 6.5 wheels
- Conventional left rear passenger
- Driver and passenger , manual folding door mirrors
- Black bumpers
- Clearcoat paint
- 2 front tow hook(s)

Convenience

- Manual air conditioning with air filter
- * **Power windows**
- * **Driver and passenger 1-touch down**
- Manual tilt steering wheel
- * **Cruise control with steering wheel controls**
- * **Driver and passenger 1-touch up**
- * **Remote power door locks with 2 stage unlock and illuminated entry**
- Manual telescopic steering wheel



2021 F-350 Chassis 4x2 SD Crew Cab 179" WB DRW XL (W3G)

Price Level: 115 | Quote ID: statebid3

Selected Equip & Specs (cont'd)

- Day-night rearview mirror
- Emergency SOS
- AppLink smart device integration
- Front and rear cupholders
- Full overhead console
- * **Rear door bins**
- FordPass Connect 4G internet access
- Wireless phone connectivity
- 2 1st row LCD monitors
- Passenger visor mirror
- * **Driver and passenger door bins**
- Upfitter switches

Seats and Trim

- Seating capacity of 6
- 4-way driver seat adjustment
- 4-way passenger seat adjustment
- 60-40 folding rear split-bench seat
- Front 40-20-40 split-bench seat
- Manual driver lumbar support
- * **Centre front armrest with storage**
- * **Cloth seat upholstery**

Entertainment Features

- AM/FM stereo radio
- Steering wheel mounted radio controls
- Streaming audio
- SYNC external memory control
- 4 speakers
- Fixed antenna

Lighting, Visibility and Instrumentation

- Halogen aero-composite headlights
- Fully automatic headlights
- Light tinted windows
- Tachometer
- Compass
- Low tire pressure warning
- Trip odometer
- Delay-off headlights
- Variable intermittent front windshield wipers
- Front and rear reading lights
- Oil pressure gauge
- Outside temperature display
- Trip computer

Safety and Security

- 4-wheel ABS brakes
- 4-wheel disc brakes
- Dual front impact airbag supplemental restraint system
- Safety Canopy System curtain 1st and 2nd row overhead airbag supplemental restraint system
- * **Power remote door locks with 2 stage unlock and panic alarm**
- * **MyKey restricted driving mode**
- 3 manually adjustable rear head restraints
- Brake assist
- Driveline traction control
- Dual seat mounted side impact airbag supplemental restraint system
- * **Remote activated perimeter/approach lighting**
- * **Security system with SecuriLock immobilizer**
- Manually adjustable front head restraints

Dimensions

General Weights

Prepared for: Joesph Farani

OMES

Prepared by: EMANUEL Lopez II

02/16/2021

Bob Moore Ford | 8948 South I-35 Service Rd. Oklahoma City Oklahoma | 73149



2021 F-350 Chassis 4x2 SD Crew Cab 179" WB DRW XL (W3G)

Price Level: 115 | Quote ID: statebid3

Selected Equip & Specs (cont'd)

* Curb 6,671 lbs.

Payload 7,460 lbs.

GVWR 14,000 lbs.

Front Weights

Front GAWR 4,700 lbs.

Front axle capacity 5,250 lbs.

Front tire/wheel capacity 5,820 lbs.

* Front curb weight 3,692 lbs.

Front spring rating 4,700 lbs.

Rear Weights

Rear GAWR 10,040 lbs.

Rear axle capacity 10,400 lbs.

Rear tire/wheel capacity 11,640 lbs.

* Rear curb weight 2,979 lbs.

Rear spring rating 10,040 lbs.

Trailer Type

Harness Yes

Trailer sway control Yes

General Trailering

5th-wheel towing capacity 12500 lbs.

Towing capacity 12500 lbs.

Gooseneck towing capacity 12500 lbs.

GCWR 20000 lbs.

Fuel Tank type

Capacity 40 gal.

Off Road

Min ground clearance 8 "

Interior cargo

Cargo volume 52.1 cu.ft.

Maximum cargo volume 52.1 cu.ft.

Rear Frame

Height loaded 27 "

Height unloaded 32 "

Powertrain

Engine Type

Block material Iron

Head material Aluminum

Injection Sequential MPI

Orientation Longitudinal

Valves per cylinder 2

Variable valve control Yes

Cylinders V-8

Ignition Spark

Liters 6.2L

Recommended fuel Regular unleaded

Valvetrain SOHC

Engine Spec

Bore 4.02"

Displacement 379 cu.in.

Compression ratio 9.8:1

Stroke 3.74"

Engine Power

Prices and content availability as shown are subject to change and should be treated as estimates only. Actual base vehicle, package and option pricing may vary from this estimate because of special local pricing, availability or pricing adjustments not reflected in the dealer's computer system. See salesperson for the most current information.

Prepared for: Joesph Farani

OMES

Prepared by: EMANUEL Lopez II

02/16/2021

Bob Moore Ford | 8948 South I-35 Service Rd. Oklahoma City Oklahoma | 73149

**2021 F-350 Chassis 4x2 SD Crew Cab 179" WB DRW XL (W3G)**

Price Level: 115 | Quote ID: statebid3

Selected Equip & Specs (cont'd)SAEJ1349 AUG2004 compliant Yes
Torque 430 ft.-lb @ 3,800 RPM

Output 385 HP @ 5,750 RPM

Alternator

Type HD

Amps 200

BatteryAmp hours 72
Run down protection Yes

Cold cranking amps 650

TransmissionElectronic control Yes
Overdrive Yes
Type AutomaticLock-up Yes
Speed 10**Transmission Gear Ratios**1st 4.696
3rd 2.146
5th 1.52
7th 1
9th 0.689
Reverse Gear ratios 4.8662nd 2.985
4th 1.769
6th 1.275
8th 0.854
10th 0.616**Transmission Extras**Driver selectable mode Yes
Oil cooler Regular duty

Sequential shift control SelectShift

Drive Type

Type Rear-wheel

Drive Feature

Traction control Driveline

Drive Axle

Ratio 3.73

Exhaust

Material Stainless steel

System type Single

Emissions

CARB Federal

Fuel Economy

Fuel type Gasoline

Driveability**Brakes**

Prices and content availability as shown are subject to change and should be treated as estimates only. Actual base vehicle, package and option pricing may vary from this estimate because of special local pricing, availability or pricing adjustments not reflected in the dealer's computer system. See salesperson for the most current information.

Prepared for: Joesph Farani

OMES

Prepared by: EMANUEL Lopez II

02/16/2021

Bob Moore Ford | 8948 South I-35 Service Rd. Oklahoma City Oklahoma | 73149



2021 F-350 Chassis 4x2 SD Crew Cab 179" WB DRW XL (W3G)

Price Level: 115 | Quote ID: statebid3

Selected Equip & Specs (cont'd)

ABS	4-wheel	ABS channels	3
Type	4-wheel disc	Vented discs	Front and rear
<i>Brake Assistance</i>			
Brake assist	Yes		
<i>Suspension Control</i>			
Ride	Firm		
<i>Front Suspension</i>			
Independence	Twin I-Beam independent	Anti-roll bar	Regular
<i>Front Spring</i>			
Type	Coil	Grade	Regular
<i>Front Shocks</i>			
Type	HD		
<i>Rear Suspension</i>			
Independence	DANA M300 rigid axle	Type	Leaf
Anti-roll bar	Regular		
<i>Rear Spring</i>			
Type	Leaf	Grade	HD
<i>Rear Shocks</i>			
Type	HD		
<i>Steering</i>			
Activation	Hydraulic power-assist	Type	Re-circulating ball
<i>Steering Specs</i>			
# of wheels	2		

Exterior

<i>Front Wheels</i>			
Diameter	17"	Width	6.50"
<i>Rear Wheels</i>			
Diameter	17"	Width	6.50"
Dual	Yes		
<i>Spare Wheels</i>			
* Wheel material	Steel		
<i>Front and Rear Wheels</i>			
Appearance	Argent	Material	Steel

Prices and content availability as shown are subject to change and should be treated as estimates only. Actual base vehicle, package and option pricing may vary from this estimate because of special local pricing, availability or pricing adjustments not reflected in the dealer's computer system. See salesperson for the most current information.



2021 F-350 Chassis 4x2 SD Crew Cab 179" WB DRW XL (W3G)

Price Level: 115 | Quote ID: statebid3

Selected Equip & Specs (cont'd)

Front Tires

Aspect	75	Diameter	17"
Sidewalls	BSW	Speed	S
Tread	AS	Type	LT
Width	245mm	LT load rating	E
RPM	645		

Rear Tires

Aspect	75	Diameter	17"
Sidewalls	BSW	Speed	S
Tread	AS	Type	LT
Width	245mm	LT load rating	E
RPM	645		

Spare Tire

* Mount	Frame mounted	* Type	Full-size
---------------	---------------	--------------	-----------

Wheels

Front track	69.1"	Rear track	71.1"
Turning radius	30.3'	Wheelbase	179.0"
Rear tire outside width	92.2"		

Body Features

Body material	Aluminum	Side impact beams	Yes
Front tow hook(s)	2		

Body Doors

Door count	4	Left rear passenger	Conventional
Right rear passenger	Conventional		

Exterior Dimensions

Length	265.2"	Body width	80.0"
Body height	78.6"	Cab to axle	60.0"
Axle to end of frame	47.2"	Frame section modulus	12.7cu.in.
Frame yield strength (psi)	50000.0	Frame rail width	34.1"
Front bumper to Front axle	38.3"	Cab to end of frame	107.2"
Front bumper to back of cab	158.1"		

Safety

Airbags

Driver front-impact	Yes	Driver side-impact	Seat mounted
Overhead	Safety Canopy System curtain 1st and 2nd row	Passenger front-impact	Yes
Passenger side-impact	Seat mounted		

Prepared for: Joesph Farani

OMES

Prepared by: EMANUEL Lopez II

02/16/2021

Bob Moore Ford | 8948 South I-35 Service Rd. Oklahoma City Oklahoma | 73149



2021 F-350 Chassis 4x2 SD Crew Cab 179" WB DRW XL (W3G)

Price Level: 115 | Quote ID: statebid3

Selected Equip & Specs (cont'd)

Seatbelt

Height adjustable Front

Security

* Immobilizer SecuriLock * Panic alarm Yes
* Restricted driving mode MyKey

Seating

Passenger Capacity

Capacity 6

Front Seats

Split 40-20-40 Type Split-bench

Driver Seat

Fore/aft Manual Reclining Manual
Way direction control 4 Lumbar support Manual

Passenger seat

Fore/aft Manual Reclining Manual
Way direction control 4

Front Head Restraint

Control Manual Type Adjustable

Front Armrest

Centre Yes * Storage Yes

Rear Seats

Descriptor Split-bench Facing Front
Folding 60-40 Folding position Fold-up cushion
Type Fixed

Rear Head Restraints

Control Manual Type Adjustable
Number 3

Front Seat Trim

* Material Cloth * Back material Cloth

Rear Seat Trim Group

* Material Cloth Back material Carpet

Convenience

Prices and content availability as shown are subject to change and should be treated as estimates only. Actual base vehicle, package and option pricing may vary from this estimate because of special local pricing, availability or pricing adjustments not reflected in the dealer's computer system. See salesperson for the most current information.



2021 F-350 Chassis 4x2 SD Crew Cab 179" WB DRW XL (W3G)

Price Level: 115 | Quote ID: statebid3

Selected Equip & Specs (cont'd)

AC And Heat Type

Air conditioning	Manual	Air filter	Yes
Underseat ducts	Yes		

Audio System

Radio	AM/FM stereo	Radio grade	Regular
Seek-scan	Yes	External memory control	SYNC

Audio Speakers

Speaker type	Regular	Speakers	4
--------------------	---------	----------------	---

Audio Controls

Steering wheel controls	Yes	Voice activation	Yes
Streaming audio	Bluetooth yes		

Audio Antenna

Type	Fixed
------------	-------

LCD Monitors

1st row	2	Primary monitor size (inches)	4.2
---------------	---	-------------------------------------	-----

*Cruise Control** **Cruise control With steering wheel controls***Convenience Features*

* Retained accessory power	Yes	* 12V DC power outlet	2
Emergency SOS	Mobile device	Wireless phone connectivity	Bluetooth
Smart device integration	App link	Upfitter switches	Yes

Door Lock Activation

* Type	Power with 2 stage unlock	* Remote	Keyfob (all doors)
* Integrated key/remote	Yes		

Door Locks Extra FOB Controls

Remote engine start	Smart device only
---------------------------	-------------------

Instrumentation Type

Display	Analog
---------------	--------

Instrumentation Gauges

Tachometer	Yes	Oil pressure	Yes
Engine temperature	Yes	Transmission fluid temp	Yes
Engine hour meter	Yes		

Instrumentation Warnings

Oil pressure	Yes	Engine temperature	Yes
--------------------	-----	--------------------------	-----

Prepared for: Joesph Farani

OMES

Prepared by: EMANUEL Lopez II

02/16/2021

Bob Moore Ford | 8948 South I-35 Service Rd. Oklahoma City Oklahoma | 73149



2021 F-350 Chassis 4x2 SD Crew Cab 179" WB DRW XL (W3G)

Price Level: 115 | Quote ID: statebid3

Selected Equip & Specs (cont'd)

Battery	Yes	Lights on	Yes
Key	Yes	Low fuel	Yes
Door ajar	Yes	Service interval	Yes
Brake fluid	Yes	Low tire pressure	Yes

Instrumentation Displays

Clock	In-radio display	Compass	Yes
Exterior temp	Yes	Systems monitor	Yes

Instrumentation Feature

Trip computer	Yes	Trip odometer	Yes
---------------------	-----	---------------------	-----

Steering Wheel Type

Material	Urethane	Tilting	Manual
Telescoping	Manual		

Front Side Windows

* Window 1st row activation **Power**

Windows Rear Side

* 2nd row activation **Power**

Window Features

* 1-touch down	Driver and passenger	* 1-touch up	Driver and passenger
Tinted	Light		

Front Windshield

Wiper Variable intermittent

Rear Windshield

Window Fixed

Interior

Passenger Visor

Mirror Yes

Rear View Mirror

Day-night Yes

Headliner

Coverage	Full	Material	Cloth
----------------	------	----------------	-------

Floor Trim

Coverage	Full	Covering	Vinyl/rubber
----------------	------	----------------	--------------

Trim Feature

Gear shifter material	Urethane	Interior accents	Chrome
-----------------------------	----------	------------------------	--------

Prices and content availability as shown are subject to change and should be treated as estimates only. Actual base vehicle, package and option pricing may vary from this estimate because of special local pricing, availability or pricing adjustments not reflected in the dealer's computer system. See salesperson for the most current information.



2021 F-350 Chassis 4x2 SD Crew Cab 179" WB DRW XL (W3G)

Price Level: 115 | Quote ID: statebid3

Selected Equip & Specs (cont'd)

Lighting

Dome light type	Fade	Front reading	Yes
* Illuminated entry	Yes	Rear reading	Yes
Variable IP lighting	Yes		

Overhead Console Storage

Storage	Yes	Type	Full
---------------	-----	------------	------

Storage

* Driver door bin	Yes	Front Beverage holder(s)	Yes
Glove box	Locking	* Passenger door bin	Yes
Illuminated	Yes	Rear yes	Yes
Instrument panel	Covered bin	Dashboard	Yes
* Rear door bins	Yes		

Legroom

Front	43.9"	Rear	43.6"
-------------	-------	------------	-------

Headroom

Front	40.8"	Rear	40.4"
-------------	-------	------------	-------

Hip Room

Front	62.5"	Rear	64.7"
-------------	-------	------------	-------

Shoulder Room

Front	66.7"	Rear	65.9"
-------------	-------	------------	-------

Interior Volume

Passenger volume	131.7 cu.ft.
------------------------	--------------

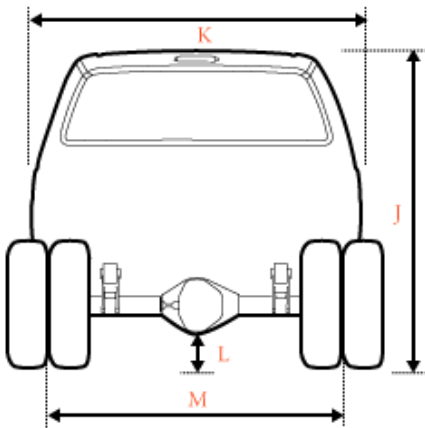
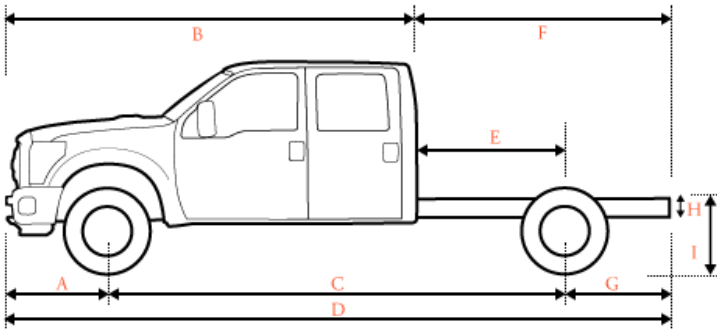


2021 F-350 Chassis 4x2 SD Crew Cab 179" WB DRW XL (W3G)

Price Level: 115 | Quote ID: statebid3

Vehicle Dimension and Performance Summary

Performance predictions in this report represent an estimate of vehicle performance based on standard operating conditions. Variations in customer equipment, load configuration, ambient conditions, and/or operator driving techniques can cause significant variations in vehicle performance. These values are not representative of results that may be shown in actual dynamometer tests. This report should therefore be used as a guide for comparative vehicle performance.



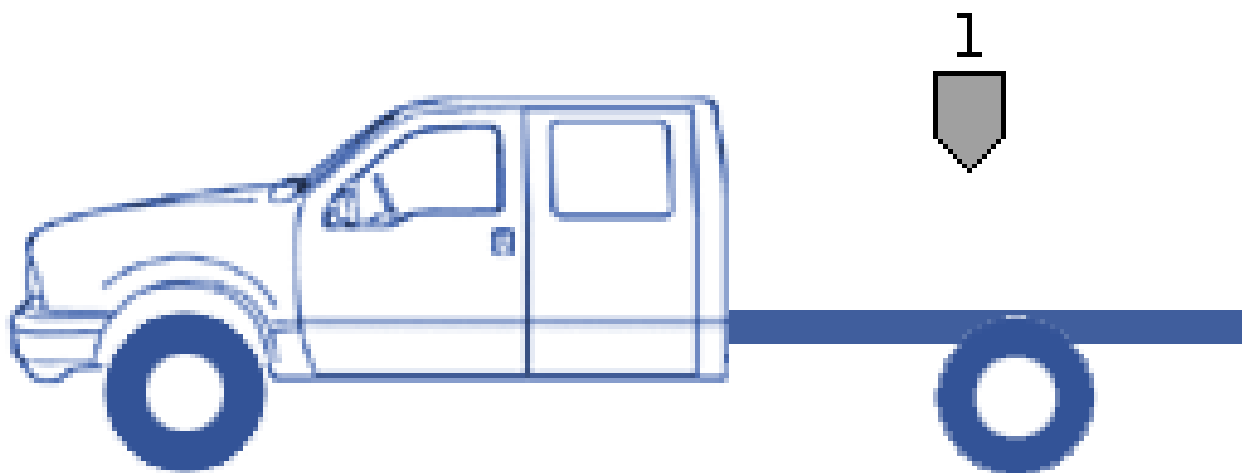
Dimensions

A	Front of Bumper to Front Axle	38.30 in.
B	Front Bumper to Back of Cab (BBC)	158.10 in.
C	Wheelbase (WB)	179.00 in.
D	Overall Length (OAL)	265.20 in.
E	Back of Cab to Rear Axle (CA)	60.00 in.
F	Back of Cab to End of Frame	107.20 in.
G	Rear Axle to End of Frame (AF)	47.20 in.
H	Frame Section Height	N/A
I	Rear Frame Height Unloaded	31.90 in.
I	Rear Frame Height Loaded	26.50 in.
J	Cab Height	78.60 in.
K	Body Width	80.00 in.
L	Maximum Ground Clearance	N/A
L	Minimum Ground Clearance	7.80 in.
M	Front Tread	69.10 in.
M	Rear Tread	71.10 in.

2021 F-350 Chassis 4x2 SD Crew Cab 179" WB DRW XL (W3G)

Price Level: 115 | Quote ID: statebid3

Vehicle Dimension and Performance Summary (cont'd)

*Weight*

GVW	Front Axle	Rear Axle	Totals
Chassis	3,692 lbs	2,979 lbs	6,671 lbs
Body	0 lbs	0 lbs	0 lbs
Occupants Weight	600 lbs	300 lbs	900 lbs
1 Max Payload - (Max Payload)	408 lbs	6,021 lbs	6,429 lbs
TOTAL	4,700 lbs	9,300 lbs	14,000 lbs

Ratings	Front Axle	Rear Axle	GVWR
GAWR	4,700 lbs	10,040 lbs	14,000 lbs
Wheels/Tires	5,820 lbs	11,640 lbs	
Suspension	4,700 lbs	10,040 lbs	
Axle	5,250 lbs	10,400 lbs	
Legal Axle Limit	0 lbs	0 lbs	

2021 F-350 Chassis 4x2 SD Crew Cab 179" WB DRW XL (W3G)

Price Level: 115 | Quote ID: statebid3

Vehicle Dimension and Performance Summary (cont'd)

Start, Grade and Speed

Start	Ratio	Desired	Calculated
Start grade capability in 1st gear	4.70	15.00 %	32.43 %
Start grade capability in reverse	4.87	15.00 %	33.60 %
Grade	Ratio	Desired	Calculated
Maximum grade in 8th gear	0.85	3.00 %	5.90 %
Maximum grade in 9th gear	0.69	3.00 %	4.76 %
Maximum grade in 10th gear	0.62	3.00 %	4.25 %
Speed		Desired	Calculated
Top Speed (level grade)		75 mph	154 mph
<i>To meet your requirement you need a maximum axle ratio of 13.89</i>			
Top Speed on 3.0% grade		55 mph	
<i>To meet your requirement you need a maximum of 96 hp</i>			
Cruise Speed		60 mph	105 mph
Engine RPM at desired cruise speed			1,482 rpm

Variables in Use

Rear axle ratio:	3.73/3.73	Peak Torque RPM:	3,800 rpm
Tire size:	245/75R17 (645 rev/mile)	Frontal Area:	38.67 Sq.Ft.
Gross Vehicle Weight (GVW):	14,000 lbs	Cruising RPM:	2,600 rpm
Clutch engagement torque:	215 ft.lbs.	Worst road surface:	Typical Highway
Torque conversion ratio:	2.00	Final Drive Ratio:	0.62
Peak engine torque:	430 ft.lbs.	Drag Coefficient:	0.80
Engine Power:	385 hp @ 5,750 rpm		



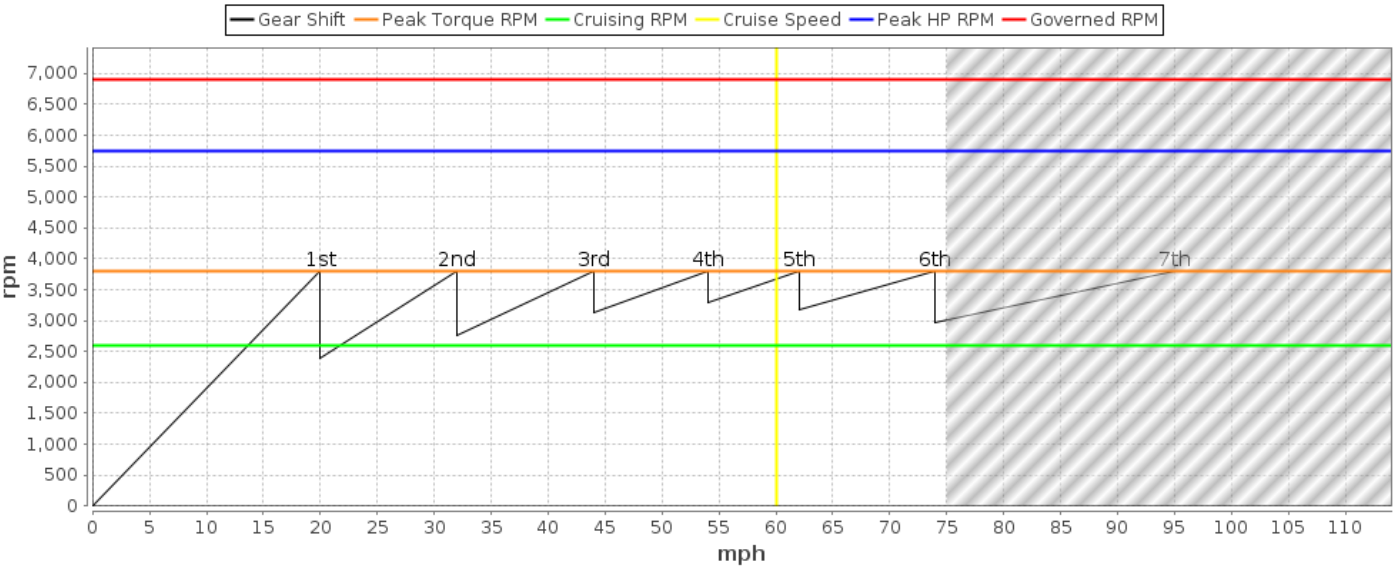
2021 F-350 Chassis 4x2 SD Crew Cab 179" WB DRW XL (W3G)

Price Level: 115 | Quote ID: statebid3

Vehicle Dimension and Performance Summary (cont'd)

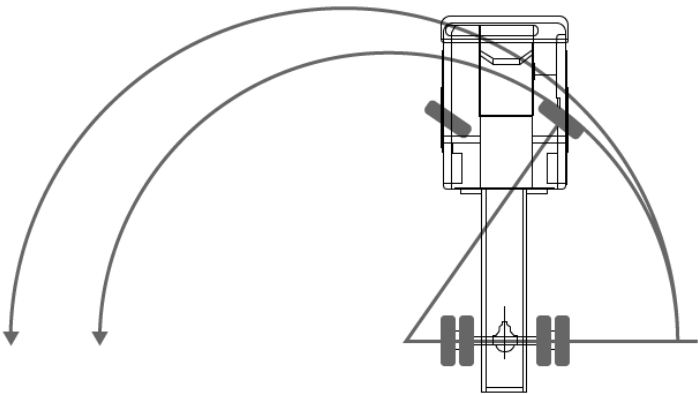
Shift Chart

Shift Chart displays mathematical geared speed.
Diesel engines use Governed RPM for shift points.
Gas engines use Peak Torque RPM for shift points.



Turning Radius

Turning Radius 30.30 ft



Prepared for: Joesph Farani

OMES

Prepared by: EMANUEL Lopez II

02/16/2021

Bob Moore Ford | 8948 South I-35 Service Rd. Oklahoma City Oklahoma | 73149



2021 F-350 Chassis 4x2 SD Crew Cab 179" WB DRW XL (W3G)

Price Level: 115 | Quote ID: statebid3

Pricing Summary - Single Vehicle

	MSRP
<i>Vehicle Pricing</i>	
Base Vehicle Price	\$39,480.00
Options	\$1,975.00
Colors	\$0.00
Upfitting	\$0.00
Fleet Discount	\$0.00
Destination Charge	\$1,695.00
Total	\$43,150.00

Customer Signature

Acceptance Date

Prices and content availability as shown are subject to change and should be treated as estimates only. Actual base vehicle, package and option pricing may vary from this estimate because of special local pricing, availability or pricing adjustments not reflected in the dealer's computer system. See salesperson for the most current information.