



Vehicle: [Fleet] 2021 Chevrolet Silverado MD (CC56403) 2WD Reg Cab Work Truck (Complete)

Window Sticker

SUMMARY

[Fleet] 2021 Chevrolet Silverado MD (CC56403) 2WD Reg Cab Work Truck

MSRP:\$49,300.00

Interior:Dark Ash seats with Jet Black interior accents, Vinyl seat trim

Exterior 1:Havana Brown Metallic

Exterior 2:No color has been selected.

Engine, Duramax 6.6L Turbo-Diesel V8, B20-Diesel compatible

Highway Service Transmission, Automatic close-ratio 6 SPD with double overdrive, Allison, A1700HS

OPTIONS

CODE	MODEL	MSRP
CC56403	[Fleet] 2021 Chevrolet Silverado MD (CC56403) 2WD Reg Cab Work Truck	\$49,300.00
OPTIONS		
066	Rear axle, 4.10 ratio	\$0.00
1WT	Work Truck Preferred Equipment Group	\$0.00
A31	Windows, power with driver express up and down and express down on all other windows	\$290.00
AE7	Seats, front 40/20/40 split-bench, 3-passenger	\$0.00
C7P	GVWR, 16,000 lb. (7257 kg)	\$0.00
DPN	Mirrors, outside heated power-adjustable vertical trailing, upper glass, manual-folding and extending, black.	\$355.00
ED9	Wheelbase, 165" (419.1 cm), 84" CA	\$175.00
FK6	Front suspension, 7,000 lb. (3,175 kg) multi-leaf, includes shock absorbers	\$0.00
FTA	Front axle, 7,000 lb., Dana Spicer D800-N, "I"-beam, non-driving	\$0.00
G2X	Havana Brown Metallic	\$0.00
GL4	Rear axle, 11,000 lb. (4,999 kg) Dana Spicer S14-110, single reduction	\$0.00
GR3	Rear suspension, 11,000 (4,990 kg) multi-leaf, vari-rate	\$0.00
H2Q	Dark Ash seats with Jet Black interior accents, Vinyl seat trim	\$0.00
IO3	Audio system, 4.2" diagonal color display	\$0.00
L5D	Engine, Duramax 6.6L Turbo-Diesel V8, B20-Diesel compatible	\$0.00

This document contains information considered Confidential between GM and its Clients uniquely. The information provided is not intended for public disclosure. Prices, specifications, and availability are subject to change without notice, and do not include certain fees, taxes and charges that may be required by law or vary by manufacturer or region. Performance figures are guidelines only, and actual performance may vary. Photos may not represent actual vehicles or exact configurations. Content based on report preparer's input is subject to the accuracy of the input provided.

Data Version: 12503. Data Updated: Dec 5, 2020 11:55:00 PM PST.



Vehicle: [Fleet] 2021 Chevrolet Silverado MD (CC56403) 2WD Reg Cab Work Truck (Complete)

MWA	Highway Service Transmission, Automatic close-ratio 6 SPD with double overdrive, Allison, A1700HS	\$0.00
N12	Exhaust system, rear exit	\$50.00
PCJ	Vocational Specific Heavy Suspension Package	\$0.00
PTX	Power Take-Off (PTO), not installed	\$0.00
PWQ	Wheels, 19.5" x 6.75", steel, Black painted, 8-holes, hub piloted	\$0.00
PWY	Wheel, 19.5" x 6.75", spare, steel, Black, 8-holes	\$0.00
R6G	26,000 lb. GCWR (11,793 kg)	\$0.00
R7M	4500 HD Series	Inc.
V33	Tool kit, Rim Wrench and handle only	Inc.
XDK	Tires, front 225/70R19.5G highway blackwall Goodyear	\$0.00
YAL	Tires, rear 225/70R19.5G highway blackwall Goodyear	\$0.00
ZBK	Tire, Spare 225/70R19.5G highway blackwall Goodyear	\$425.00
ZY1	Paint, solid	\$0.00

SUBTOTAL	\$50,595.00
Adjustments Total	\$0.00
Tire Weight Tax	\$26.64
Destination Charge	\$1,695.00
TOTAL PRICE	\$52,316.64

Standard Equipment

Mechanical

4500 HD Series (Included and only available with (C7Y) 14,001 lb. GVWR, (C5B) 15,000 lb. GVWR, (C7P) 16,000 lb. GVWR or (C7R) 16,500 lb. GVWR.) (STD)

GVWR, 16,500 lb. (7484 kg) (Silverado 4500 HD 2WD Regular Cab models require one of the following combinations: (1) (FTC) 6.25k front axle and (FTW) 6.25k front suspension and (GL4) 11k rear axle and (GR3) 11k rear suspension. (2) (FTC) 6.25k front axle and (FTW) 6.25k front suspension and one of the following rear axles: (HD2) 13.5k rear axle, (HD1) 15k rear axle or (J27) 15.5k rear axle and (GR4) 13.5k rear suspension. (3) (FTA) 7k front axle and (FK6) 7k front suspension and (FN1) 10k rear axle or (GL4) 11k rear axle and (GR3) 11k rear suspension or (G40) 12K Rear air suspension. (4) (FTA) 7k front axle and (FK6) 7k front suspension and (HD1) 15k rear axle or (J27) 15.5k rear axle and one of the following rear suspensions: (GR4) 13.5k rear suspension, (FU7) 15.5k rear suspension, (GP1) 13.5K rear air suspension or (GP8) 15.5k rear air suspension.) (STD)

Emissions, 50 state certification

Emissions, USA 50 State certified

This document contains information considered Confidential between GM and its Clients uniquely. The information provided is not intended for public disclosure. Prices, specifications, and availability are subject to change without notice, and do not include certain fees, taxes and charges that may be required by law or vary by manufacturer or region. Performance figures are guidelines only, and actual performance may vary. Photos may not represent actual vehicles or exact configurations. Content based on report preparer's input is subject to the accuracy of the input provided.

Data Version: 12503. Data Updated: Dec 5, 2020 11:55:00 PM PST.



Vehicle: [Fleet] 2021 Chevrolet Silverado MD (CC56403) 2WD Reg Cab Work Truck (Complete)

Mechanical

Engine, Duramax 6.6L Turbo-Diesel V8, B20-Diesel compatible 350 hp @ 2700 rpm, 700 lb.-ft. torque @ 1600 rpm (STD)

Highway Service Transmission, Automatic close-ratio 6 SPD with double overdrive, Allison, A1700HS ratios: 3.10 1ST, 1.80 2ND, 1.40 3RD, 1.00 4TH, 0.70 5TH, 0.61 6TH Highway Series, 19.5K GVW & 26K GCW Max., requires PTX and park pawl. Available with GVWs less than or equal to 19.5K (Requires (C7Y) 14,001 lb. GVWR, (C5B) 15,000 lb. GVWR, (C7P) 16,000 lb. GVWR, (C7R) 16,500 lb. GVWR, (GZX) 17,500 lb. GVWR, (GZJ) 18,000 lb. GVWR or (GZG) 19,500 lb. GVWR. Requires (R6G) 26,000 lb. GCWR (11,793 kg.) (STD)

Rear axle, 4.10 ratio Max road speed: 79 MPH

Wheelbase, 141" (358.1 cm), 60" CA (Requires (F0C) 49" axle to end of frame, (F0D) 63" axle to end of frame or (F0K) 91" axle to end of frame and (NPR) exhaust. Requires (PCJ) Vocational Specific Heavy Suspension Package, when ordering (FTA) 7,000 lb. Front axle/(FK6) 7,000 lb. Front suspension or (FTL) 8,000 lb. Front axle/(FSN) 8,000 lb. Front suspension and/or (FU7) 15,500 lb. rear suspension. Not available with rear air suspensions.) (STD)

Front axle, 6,250 lb. (2,835 kg), Dana Spicer D800-N, "I"-beam, non-driving (Requires (FTW) 6,250 lb. front suspension. Includes (G68) rear shock absorbers. Not available with rear air suspensions.)

Front suspension, 6,250 lb. (2,835 kg) multi-leaf, includes shock absorbers (Not available with rear air suspensions.) (STD)

Rear axle, 11,000 lb. (4,999 kg) Dana Spicer S14-110, single reduction

Rear suspension, 11,000 (4,990 kg) multi-leaf, vari-rate (Not available with air suspension.) (STD)

Neutral-at-Stop Automatic transmission shifts to neutral when the service brake is depressed while the vehicle is at a complete stop, and remains in neutral until the service brake is released

Transmission shift control calibration, fuel sense Performance

Rear wheel drive

Batteries, heavy-duty dual 1100 cold-cranking amps includes battery box mounted to left side under cab

Alternator, 150 amps

Incomplete vehicle

Axle to End of Frame, 49" (Requires wheelbase (ED5) 201", (ED9) 165", (ER2) 189" or (FQT) 141". Not available with (G40), (GP1) or (GP8) rear air suspension.)

Axle, Open rear axle, non-locking rear

Axle lubricant, rear, synthetic oil EmGard FE -75W-90

Shock Absorbers, rear (Included with (FTC) 6,250 lb. front axle.)

Steering, power (Bosch S2 8014 Plus)

Brakes, hydraulic, heavy duty Bosch/Meritor/Wabco system with 4-channel (ABS) (Includes (J69) driveline park brake.)

Fuel tank, rear only, 40 gallon mounted between frame side rails and behind rear axle

Fuel, diesel B20

This document contains information considered Confidential between GM and its Clients uniquely. The information provided is not intended for public disclosure. Prices, specifications, and availability are subject to change without notice, and do not include certain fees, taxes and charges that may be required by law or vary by manufacturer or region. Performance figures are guidelines only, and actual performance may vary. Photos may not represent actual vehicles or exact configurations. Content based on report preparer's input is subject to the accuracy of the input provided.

Data Version: 12503. Data Updated: Dec 5, 2020 11:55:00 PM PST.



Vehicle: [Fleet] 2021 Chevrolet Silverado MD (CC56403) 2WD Reg Cab Work Truck ( Complete)

Mechanical

Capped Fuel Fill

Exhaust system, right side exit, behind rear wheels (Requires (FQT) 141" wheelbase.)

Exhaust brake

Exterior

Wheels, 19.5" x 6.75", steel, Black painted, 8-holes, hub piloted (STD)

Tires, front 225/70R19.5G highway blackwall Goodyear Max Axle Load: 7,940 lb. (Requires (YAL) Tires, rear 225/70R19.5G highway blackwall Goodyear, Max Axle Load: 15,000 lb. or (YMF) Tires, rear 225/70R19.5G traction blackwall Goodyear, Max Axle Load: 15,000 lb.) (STD)

Tires, rear 225/70R19.5G highway blackwall Goodyear Max Axle Load: 15,000 lb. (STD)

Spare tire delete (STD)

Wheel, spare delete

Bumper, front, Black

Assist steps

Front fender extension, mold-in-color Black (Not available with (FNP) Body color front fender extension.)

Grille, base, molded in color, Black

Grille guard screen, insect protection (mounted behind grille)

Headlamps, halogen projector-beam

Lamps, cargo area, cab mounted with switch on center switch bank

Lamps, Smoked Amber roof marker

Lamps, rear, stop/turn/backup (1-piece assembly) with license plate light

Mirrors, outside high-visibility vertical camper-style, Black with manual folding and extension and lower convex spotter glass

Glass, solar absorbing, tinted

Antenna, fixed mast

Door handles, Black

Entertainment

Audio system, 4.2" diagonal color display AM/FM stereo with USB port and auxiliary jack (Requires (AE7) front 40/20/40 split-bench seat. Not available with (UE1) OnStar or (U2K) SiriusXM Radio.) (STD)

SiriusXM, delete

Audio system feature, 4-speaker system

This document contains information considered Confidential between GM and its Clients uniquely. The information provided is not intended for public disclosure. Prices, specifications, and availability are subject to change without notice, and do not include certain fees, taxes and charges that may be required by law or vary by manufacturer or region. Performance figures are guidelines only, and actual performance may vary. Photos may not represent actual vehicles or exact configurations. Content based on report preparer's input is subject to the accuracy of the input provided.

Data Version: 12503. Data Updated: Dec 5, 2020 11:55:00 PM PST.



Vehicle: [Fleet] 2021 Chevrolet Silverado MD (CC56403) 2WD Reg Cab Work Truck ( Complete)

Interior

Seats, front 40/20/40 split-bench, 3-passenger driver and front passenger recline with outboard head restraints and center fold-down armrest with storage. Vinyl has fixed lumbar and cloth has manually adjustable driver lumbar. (STD)

Interior trim, Jet Black/Dark Ash (Required and only available with (H2Q/H2R) Dark Ash seats with Jet Black interior accents.)

Seat trim, Vinyl

Seat Belt, Black

Floor covering, Graphite-colored rubberized-vinyl

Steering wheel, urethane

Steering column, manual Tilt-Wheel

Instrumentation, 6-gauge cluster featuring speedometer, fuel level, engine temperature, tachometer, voltage and oil pressure

Speedometer, miles/kilometers

Driver Information Center, 3.5-inch diagonal monochromatic display, provides warning messages and basic vehicle information

Upfitter switch kit provides up to 4-30 amp circuits to facilitate installation of aftermarket electrical accessories located on the instrument panel

Windows, manual driver and front passenger

Door locks, power

Cruise control, steering wheel-mounted

Air conditioning, single-zone

Mirror, inside rearview manual day/night

Visors, driver and front passenger, vinyl

Assist handle, front passenger and driver on A-pillars

Safety-Mechanical

Brake, parking, driveline park brake system

StabiliTrak, stability control system with Proactive Roll Avoidance and traction control, includes electronic trailer sway control and hill start assist

Traction control

Safety-Exterior

Daytime Running Lamps, with automatic exterior lamp control

This document contains information considered Confidential between GM and its Clients uniquely. The information provided is not intended for public disclosure. Prices, specifications, and availability are subject to change without notice, and do not include certain fees, taxes and charges that may be required by law or vary by manufacturer or region. Performance figures are guidelines only, and actual performance may vary. Photos may not represent actual vehicles or exact configurations. Content based on report preparer's input is subject to the accuracy of the input provided.

Data Version: 12503. Data Updated: Dec 5, 2020 11:55:00 PM PST.



Vehicle: [Fleet] 2021 Chevrolet Silverado MD (CC56403) 2WD Reg Cab Work Truck (Complete)

Safety-Interior

Airbags, Single-stage frontal airbags for driver and front outboard passenger; Seat-mounted side-impact airbags for driver and front outboard passenger; Head-curtain airbags for front outboard seating positions; Includes airbag deactivation switch for front outboard passenger airbag (Always use seat belts and child restraints. Children are safer when properly secured in a rear seat in the appropriate child restraint. See the Owner's Manual for more information.)

Airbag deactivation switch, frontal passenger-side (Included and only available with (AY0) airbags.)

OnStar, delete

Horn, single-note

WARRANTY

Warranty Note: <<< Preliminary 2021 Warranty >>>

Basic Years: 3

Basic Miles/km: 36,000

Drivetrain Years (Allison Basic): 5

Drivetrain Years: 5

Drivetrain Miles/km (Allison Basic): Unlimited

Drivetrain Miles/km: 100,000

Drivetrain Note: Duramax Diesel

Corrosion Years (Rust-Through): 6

Corrosion Years: 3

Corrosion Miles/km (Rust-Through): 100,000

Corrosion Miles/km: 36,000

Roadside Assistance Years: 5

Roadside Assistance Miles/km: 100,000

Maintenance Note: 1 Year/1 Visit

Weight Distribution

SPECIFICATION SUMMARY

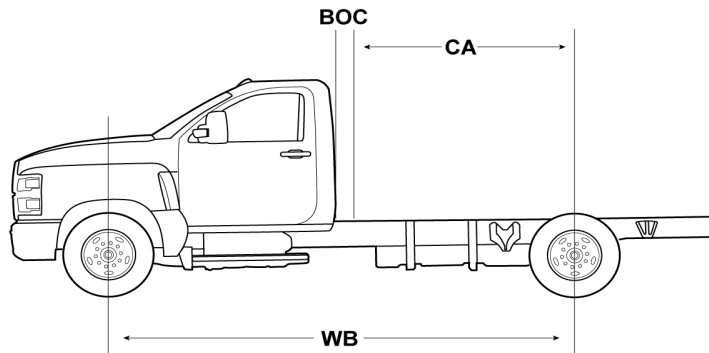
Model #	CC56403
Truck/Tractor	
Wheelbase (WB)	165 in
Cab to Axle (CA)	83.86 in
Cab to Body/Swing Clear (BOC)	3.0 in
Body Length	0.0 ft
Body Weight	0.0 lbs
Cargo Weight	0.00 lbs
Front GAWR	7000 lbs
Rear GAWR	11000 lbs
GVWR	16000.00 lbs

This document contains information considered Confidential between GM and its Clients uniquely. The information provided is not intended for public disclosure. Prices, specifications, and availability are subject to change without notice, and do not include certain fees, taxes and charges that may be required by law or vary by manufacturer or region. Performance figures are guidelines only, and actual performance may vary. Photos may not represent actual vehicles or exact configurations. Content based on report preparer's input is subject to the accuracy of the input provided.

Data Version: 12503. Data Updated: Dec 5, 2020 11:55:00 PM PST.



Vehicle: [Fleet] 2021 Chevrolet Silverado MD (CC56403) 2WD Reg Cab Work Truck (Complete)



CA: 83.86 in
BOC: 3.0 in
WB: 165 in

Fr%: 64.12	Rr%: 35.88
Front Wt: 5085.00 lbs	Rear Wt: 2845.00 lbs

GAWR/GVWR	GVW	Remaining Payload Wt
16000.00 lbs	7930.00 lbs	8,070.00 lbs

Weight Distribution

SPECIFICATION DETAILS

	Front Axle	Rear Axle	Total
Actual			
Chassis	4735.00 lbs	2845.00 lbs	7580.00 lbs
Body	0.00 lbs	0.00 lbs	0.0 lbs
Payload	0.00 lbs	0.00 lbs	0.00 lbs
Trailer			0.0 lbs
Totals	5085.00 lbs	2845.00 lbs	7930.00 lbs
Capacity			
Axle	7000 lbs	11000 lbs	18000.00 lbs
Suspension	7000 lbs	11000 lbs	18,000.00 lbs
Tire	7940 lbs	15000 lbs	22940.00
Total Axle Rating	7000.00 lbs	11000.00 lbs	18000.00 lbs

This document contains information considered Confidential between GM and its Clients uniquely. The information provided is not intended for public disclosure. Prices, specifications, and availability are subject to change without notice, and do not include certain fees, taxes and charges that may be required by law or vary by manufacturer or region. Performance figures are guidelines only, and actual performance may vary. Photos may not represent actual vehicles or exact configurations. Content based on report preparer's input is subject to the accuracy of the input provided.

Data Version: 12503. Data Updated: Dec 5, 2020 11:55:00 PM PST.



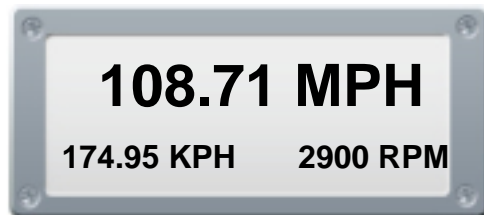
Vehicle: [Fleet] 2021 Chevrolet Silverado MD (CC56403) 2WD Reg Cab Work Truck (Complete)

Geared Road Speed

SPECIFICATION SUMMARY

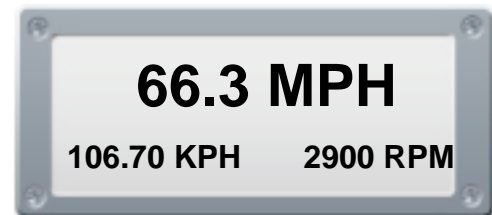
Model #	CC56403
Engine Order Code	L5D
Model Manufacturer	Duramax
Type	Turbocharged Diesel V8
Displacement	6.6L/402
Horsepower	350 @ 2700
Starting Torque	N/A
Transmission Order Code	MWA
Model Manufacturer	Allison
Type	6-Speed Automatic
Rear Axle Order Code	GL4
Model Manufacturer	A1700HS Allison
Weight Rating	11000 lbs
Ratio:1	4.10
Rear Tires	225/70R19.5G
Revolutions/Mile Front	640
Revolutions/Mile Rear	640
Surface Type	Concrete
Desired Grade	2%

Geared Road Speed



0% Grade in 4th gear

Actual Loaded Speed



2% Grade in 4th gear

Note: Simulated speedometer appearance may not correspond with selected equipment.

Gradeability Chart

This document contains information considered Confidential between GM and its Clients uniquely. The information provided is not intended for public disclosure. Prices, specifications, and availability are subject to change without notice, and do not include certain fees, taxes and charges that may be required by law or vary by manufacturer or region. Performance figures are guidelines only, and actual performance may vary. Photos may not represent actual vehicles or exact configurations. Content based on report preparer's input is subject to the accuracy of the input provided.

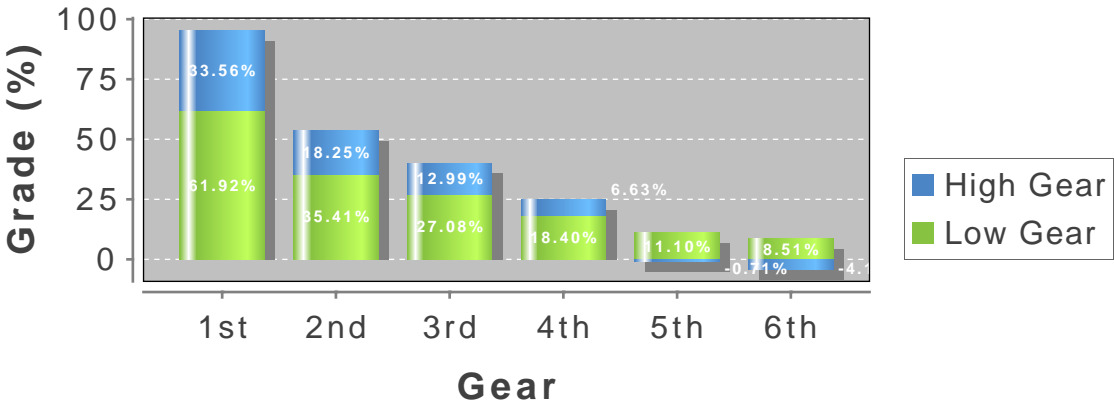
Data Version: 12503. Data Updated: Dec 5, 2020 11:55:00 PM PST.



Vehicle: [Fleet] 2021 Chevrolet Silverado MD (CC56403) 2WD Reg Cab Work Truck (Complete)

SPECIFICATION SUMMARY

Model #	CC56403
Engine Order Code	L5D
Model Manufacturer	Duramax
Type	Turbocharged Diesel V8
Displacement	6.6L/402
Horsepower	350 @ 2700
Starting Torque	N/A
Transmission Order Code	MWA
Model Manufacturer	Allison
Type	6-Speed Automatic
Rear Axle Order Code	GL4
Model Manufacturer	A1700HS Allison
Weight Rating	11000 lbs
Ratio:1	4.10
Rear Tires	225/70R19.5G
Revolutions/Mile Front	640
Revolutions/Mile Rear	640
Surface Type	Concrete
Desired Grade	2%



Turning Circle

SPECIFICATION SUMMARY

This document contains information considered Confidential between GM and its Clients uniquely. The information provided is not intended for public disclosure. Prices, specifications, and availability are subject to change without notice, and do not include certain fees, taxes and charges that may be required by law or vary by manufacturer or region. Performance figures are guidelines only, and actual performance may vary. Photos may not represent actual vehicles or exact configurations. Content based on report preparer's input is subject to the accuracy of the input provided.
Data Version: 12503. Data Updated: Dec 5, 2020 11:55:00 PM PST.

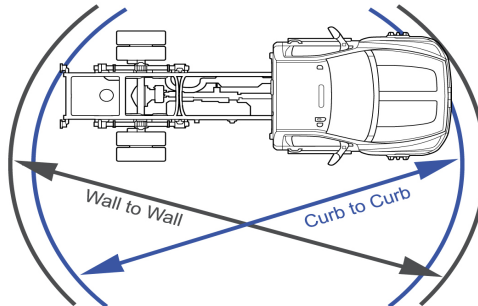


Vehicle: [Fleet] 2021 Chevrolet Silverado MD (CC56403) 2WD Reg Cab Work Truck (Complete)

Model #	CC56403
Front Axle Order Code	FTA
Capacity (lbs)	7000 lbs
Wheelbase Order Code	ED9
Wheelbase (in)	165 in
Front Wheel Order Code	
Size/Type (in)	19.5 x 6.75 in
Front Tire Order Code	XDK
Size/Type	225/70R19.5G

Wall to Wall (ft): 48.8 ft

Wall to Wall diameter is measured from the outermost part of the cab.



Curb to Curb (ft): 47.2 ft

Curb to Curb diameter is measured from the outside of the front tire.

This document contains information considered Confidential between GM and its Clients uniquely. The information provided is not intended for public disclosure. Prices, specifications, and availability are subject to change without notice, and do not include certain fees, taxes and charges that may be required by law or vary by manufacturer or region. Performance figures are guidelines only, and actual performance may vary. Photos may not represent actual vehicles or exact configurations. Content based on report preparer's input is subject to the accuracy of the input provided.

Data Version: 12503. Data Updated: Dec 5, 2020 11:55:00 PM PST.