

This First Amendment to “Addendum 1 to State of Oklahoma Contract with Gartner, Inc. Resulting from Statewide Contract No. 1026” (“First Amendment”) is made effective upon the date of the last signature, (“Effective Date”) between the State of Oklahoma by and through the Office of Management and Enterprise Services (“State”) and Gartner Inc. (“Supplier”) and is a Contract Document in connection with SW No. 1026G (“Contract”) between the State and Supplier. Unless otherwise indicated herein, capitalized terms used in this First Amendment without definition shall have the respective meanings specified in the Contract. This First Amendment serves to revise the products and pricing offered by Supplier in Attachment A. The parties agree that the purpose of this First Amendment is to add additional products and pricing as identified in Attachment B.

This First Amendment incorporates herein the following attachments:

- Attachment A: “Exhibit A – IT Research, Advisory, Consulting, and Other Services”
- Attachment B: “Exhibit A – Table 3”

SIGNATURES

The undersigned represent and warrant that they are authorized, as representatives of the party on whose behalf they are signing, to sign this First Amendment and to bind their respective party thereto.

STATE:



Authorized Signature

Jerry Moore

Printed Name

Chief Information Officer

Title

Dec 15, 2022

Date

SUPPLIER:



[Scott Lyon \(Dec 8, 2022 16:26 EST\)](#)

Authorized Signature

Scott Lyon

Printed Name

Director Legal Affairs

Title

Dec 8, 2022

Date

ATTACHMENT A

[ATTACHMENT TO FOLLOW]

STATE OF OKLAHOMA

Contract No. SW1026

OMES 0900000326

Exhibit A - IT Research, Advisory, Consulting, and Other Services

Table 1

Prices for each year apply to orders received on or before December 31st of that year unless indicated otherwise on the schedule. Delivery start date of service(s) ordered shall be no later than the first of the month following the expiration of each year's pricing.

Pricing herein are maximum not to exceed rates. Please check with account representative for actual pricing before purchasing. The actual price an eligible client will pay for the renewal of any existing Service or the issuance of a new order will be consistent with the then current Gartner Public Sector pricing plus any applicable administrative fee(s) or the rates herein, whichever is less, for the Service(s) ordered. Gartner reserves the right to refresh its products and pricing for all clients on a quarterly basis.

RESEARCH AND ADVISORY SERVICES	Year 2021	Year 2022	Year 2023
IT TEAM PLUS SOLUTIONS			
Executive Programs Leadership Team Plus for Global Enterprises ¹			
Leader	141,516	155,668	171,235
IT Executive (may purchase IT Leadership Team Plus Members)	141,516	155,668	171,235
Global Partner (may purchase Enterprise IT Leadership Team Plus Members)	122,324	134,557	148,013
Delegate Leader - Renewal Only ⁶ (may purchase IT Leadership Team Plus Members)	52,324	57,557	63,313
Advisor Leader (may purchase IT Leadership Team Plus Members)	38,384	42,223	46,446
Cross Function Member	27,677	30,445	33,490
Executive Programs Leadership Team Plus ¹			
Leader	98,081	107,890	118,679
IT Executive Member or IT Executive Leader (IT Executive Leader must purchase IT Leadership Team Plus Members)	98,081	107,890	118,679
Partner Member or Partner Leader (Partner Leader must purchase Enterprise IT Leadership Team Plus Members)	89,697	98,667	108,534
Partner Member or Partner Leader - Renewing Subscriber ⁶ – For license purchase before Jan-01-2020 with continuous renewal. (Partner Leader must purchase Enterprise IT Leadership Team Plus Members)	84,041	92,446	101,691
Delegate Member or Delegate Leader - Renewal Only ⁶ (Delegate Leader must purchase IT Leadership Team Plus Members)	52,324	57,557	63,313
Advisor Member or Advisor Leader (Advisor Leader must purchase IT Leadership Team Plus Members)	38,384	42,223	46,446
Cross Function Member	27,677	30,445	33,490

RESEARCH AND ADVISORY SERVICES	Year 2021	Year 2022	Year 2023
Enterprise IT Leaders Initiative Team ¹			
Leader	86,566	95,223	104,746
Advisor Member	45,253	49,779	54,757
Enterprise IT Leadership Team Plus for Global Enterprise ¹			
Global Team Leader	110,304	123,541	138,366
Global Team Leader - Renewing Subscriber ⁶ – For license purchase before Jan-01-2021 with continuous renewal.	100,910	111,001	122,102
Global Advisor Team Leader (may purchase Enterprise IT Leadership Team Plus Members)	34,950	38,445	42,290
Advisor Member	34,950	38,445	42,290
Cross Function Member	21,213	23,335	25,669
Enterprise IT Leadership Team Plus ¹			
Leader	82,728	92,656	103,775
Leader - Renewing Subscriber ⁶ – For license purchase Jan-01-2020 to Dec-31-2020 with continuous renewal.	75,657	83,223	91,546
Leader - Renewing Subscriber ⁶ – For license purchase before Jan-01-2020 with continuous renewal.	71,011	78,113	85,925
Advisor Member	34,950	38,445	42,290
Cross Function Member	21,213	23,335	25,669
IT Leadership Team Plus ¹			
Leader	34,950	38,445	42,290
Advisor Member	34,950	38,445	42,290
Cross Function Member	21,213	23,335	25,669
IT TEAM SOLUTIONS			
Executive Programs Leadership Team ¹			
Leader	90,000	99,000	108,900
IT Executive Member or IT Executive Leader (IT Executive Leader must purchase IT Leadership Team Members)	90,000	99,000	108,900
Partner Member or Partner Leader (Partner Leader must purchase Enterprise IT Leadership Team Members)	82,223	90,446	99,491
Partner Member or Partner Leader - Renewing Subscriber ⁶ – For license purchase before Jan-01-2020 with continuous renewal. (Partner Leader must purchase Enterprise IT Leadership Team Members)	77,071	84,779	93,257
Delegate Member or Delegate Leader - Renewal Only ⁶ (Delegate Leader must purchase IT Leadership Team Members)	48,081	52,890	58,179
Advisor Member or Advisor Leader (Advisor Leader must purchase IT Leadership Team Members)	35,051	38,557	42,413
Cross Function Member	25,455	28,001	30,802
Role Member	17,980	19,778	21,756

RESEARCH AND ADVISORY SERVICES	Year 2021	Year 2022	Year 2023
Enterprise IT Leadership Team ¹			
Leader	76,162	85,302	95,539
Leader - Renewing Subscriber ⁶ – For license purchase Jan-01-2020 to Dec-31-2020 with continuous renewal.	69,697	76,667	84,334
Leader - Renewing Subscriber ⁶	65,354	71,890	79,079
Advisor Member	32,425	35,668	39,235
Cross Function Member	19,596	21,556	23,712
Role Member	12,021	13,224	14,547
Essentials Member	9,394	10,334	11,368
IT Leadership Team ¹			
Leader	32,425	35,668	39,235
Advisor Member	32,425	35,668	39,235
Cross Function Member	19,596	21,556	23,712
Role Member	12,021	13,224	14,547
Essentials Member	9,394	10,334	11,368
IT INDIVIDUAL ACCESS SOLUTIONS			
Executive Programs			
Member (Single User)	99,293	109,223	120,146
Member (Multi User)	88,182	97,001	106,702
Two Additional Meetings Add-on - Limited Availability ³	19,798	21,778	23,956
IT Leaders			
Individual Access Advisor (Single User)	43,738	48,112	52,924
Individual Access Advisor (Multi User)	32,425	35,668	39,235
Reference (Single User)	30,506	33,557	36,913
Reference (Multi User)	18,990	20,889	22,978
IT MULTI-USER SOLUTIONS			
Technical Professionals ⁴ (per agency)			
Advisor Department	124,243	136,668	150,335
Reference Department	83,536	91,890	101,079
Advisor Team	58,990	64,889	71,378
Technical Professionals Small & Midsize Business (SMB) ^{4, 5} (per agency)			
Advisor SMB	62,829	69,112	76,024
Reference SMB	41,718	45,890	50,479
IT Associates 100 Research Notes - Limited Availability ^{3, 4}	27,475	30,223	33,246

RESEARCH AND ADVISORY SERVICES	Year 2021	Year 2022	Year 2023
IT TEAM PLUS WITH INDUSTRY SOLUTIONS			
Executive Programs Leadership Team Plus with Industry for Global Enterprises² (one industry)			
Leader	155,758	171,334	188,468
IT Executive (may purchase Industry Advisory Services Leadership Team Plus Members)	155,758	171,334	188,468
Global Partner (may purchase Enterprise IT Leadership Team Plus with Industry Members)	134,647	148,112	162,924
Delegate Leader - Renewal Only⁶ (may purchase Industry Advisory Services Leadership Team Plus Members)	59,495	65,445	71,990
Advisor Leader (may purchase Industry Advisory Services Leadership Team Plus Members)	46,162	50,779	55,857
Cross Function Member	30,809	33,890	37,279
Executive Programs Leadership Team Plus with Industry² (one industry)			
Leader	106,667	117,334	129,068
IT Executive Member or IT Executive Leader (IT Executive Leader must purchase Industry Advisory Services Leadership Team Plus Members)	106,667	117,334	129,068
Partner Member or Partner Leader (Partner Leader must purchase Enterprise IT Leadership Team Plus with Industry Members)	99,394	109,334	120,268
Partner Member or Partner Leader - Renewing Subscriber⁶ – For license purchase before Jan-01-2020 with continuous renewal. (Partner Leader must purchase Enterprise IT Leadership Team Plus with Industry Members)	93,233	102,557	112,813
Delegate Member or Delegate Leader - Renewal Only⁶ (Delegate Leader must purchase Industry Advisory Services Leadership Team Plus Members)	59,495	65,445	71,990
Advisor Member or Advisor Leader (Advisor Leader must purchase Industry Advisory Services Leadership Team Plus Members)	46,162	50,779	55,857
Cross Function Member	30,809	33,890	37,279
Enterprise IT Leaders Initiative Team with Industry² (one industry)			
Leader	96,768	106,445	117,090
Advisor Member	53,940	59,334	65,268
Enterprise IT Leadership Team Plus with Industry for Global Enterprises² (one industry)			
Global Team Leader	121,415	135,985	152,304
Global Team Leader - Renewing Subscriber⁶ – For license purchase before Jan-01-2020 with continuous renewal.	111,112	122,224	134,447
Global Advisor Team Leader (may purchase Enterprise IT Leadership Team Plus with Industry Team Members)	41,819	46,001	50,602
Advisor Member	41,819	46,001	50,602
Cross Function Member	25,556	28,112	30,924

RESEARCH AND ADVISORY SERVICES	Year 2021	Year 2022	Year 2023
Enterprise IT Leadership Team Plus with Industry ² (one industry)			
Leader	92,627	103,743	116,193
Leader - Renewing Subscriber ⁶ – For license purchase Jan-01-2020 to Dec-31-2020 with continuous renewal.	84,748	93,223	102,546
Leader - Renewing Subscriber ⁶ – For license purchase before Jan-01-2020 with continuous renewal.	79,495	87,445	96,190
Advisor Member	41,819	46,001	50,602
Cross Function Member	25,556	28,112	30,924
Industry Advisory Services Leadership Team Plus ² (one industry)			
Leader	41,819	46,001	50,602
Advisor Member	41,819	46,001	50,602
Cross Function Member	25,556	28,112	30,924
IT TEAM WITH INDUSTRY SOLUTIONS			
Executive Programs Leadership Team with Industry ² (one industry)			
Leader	97,879	107,667	118,434
IT Executive Member or IT Executive Leader (IT Executive Leader must purchase Industry Advisory Services Leadership Team)	97,879	107,667	118,434
Partner Member or Partner Leader (Partner Leader must purchase Enterprise IT Leadership Team with Industry Members)	91,011	100,113	110,125
Partner Member or Partner Leader - Renewing Subscriber ⁶ – For license purchase before Jan-01-2020 with continuous renewal. (Partner Leader must purchase Enterprise IT Leadership Team with Industry Members)	85,354	93,890	103,279
Delegate Member or Delegate Leader - Renewal Only ⁶ (Delegate Leader must purchase Industry Advisory Services Leadership Team Members)	54,647	60,112	66,124
Advisor Member or Advisor Leader (Advisor Leader must purchase Industry Advisory Services Leadership Team Members)	42,425	46,668	51,335
Cross Function Member	28,283	31,112	34,224
Role Member	20,102	22,113	24,325
Enterprise IT Leadership Team with Industry ² (one industry)			
Leader	84,849	95,031	106,435
Leader - Renewing Subscriber ⁶ – For license purchase Jan-01-2020 to Dec-31-2020 with continuous renewal.	77,677	85,445	93,990
Leader - Renewing Subscriber ⁶ – For license purchase before Jan-01-2020 with continuous renewal.	72,930	80,223	88,246
Advisor Member	38,384	42,223	46,446
Cross Function Member	23,536	25,890	28,479
Role Member	13,435	14,779	16,257
Essentials Member	9,394	10,334	11,368

RESEARCH AND ADVISORY SERVICES	Year 2021	Year 2022	Year 2023
Industry Advisory Services Leadership Team ² (one industry)			
Leader	38,384	42,223	46,446
Advisor Member	38,384	42,223	46,446
Cross Function Member	23,536	25,890	28,479
Role Member	13,435	14,779	16,257
Essentials Member	9,394	10,334	11,368
IT INDIVIDUAL ACCESS WITH INDUSTRY SOLUTIONS			
Executive Programs with Industry (one industry)			
Member (Single User)	106,768	117,445	129,190
Member (Multi User)	95,859	105,445	115,990
Industry Advisory Services (one industry)			
Individual Access Advisor (Single User)	49,596	54,556	60,012
Individual Access Advisor (Multi User)	38,384	42,223	46,446
Reference (Single User)	33,435	36,779	40,457
Reference (Multi User)	22,829	25,112	27,624
GARTNER BUSINESS SERVICES			
Customer Service & Support Leaders Team ⁷			
Leader	32,425	35,668	39,235
Advisor Member	32,425	35,668	39,235
Reference Member	14,546	16,001	17,602
Customer Service & Support Leaders Individual Access			
Advisor (Single User)	43,334	47,668	52,435
Advisor (Multi User)	32,425	35,668	39,235
Chief Financial Officers Team ⁷			
Leader	89,192	98,112	107,924
Advisor Member or Advisor Leader (Advisor Leader must purchase Finance Leaders Team Members)	32,425	35,668	39,235
Reference Member	15,051	16,557	18,213
Chief Financial Officers Individual Access			
Individual Access (Single User)	98,283	108,112	118,924
Individual Access (Multi User)	89,192	98,112	107,924

RESEARCH AND ADVISORY SERVICES	Year 2021	Year 2022	Year 2023
Finance Leaders Team ⁷			
Leader	32,425	35,668	39,235
Advisor Member	32,425	35,668	39,235
Reference Member	15,051	16,557	18,213
Finance Leaders Individual Access			
Advisor (Single User)	43,334	47,668	52,435
Advisor (Multi User)	32,425	35,668	39,235
Chief Human Resources Officers Team ⁷			
Leader	89,192	98,112	107,924
Advisor Member or Advisor Leader (Advisor Leader must purchase Human Resources Leaders Team Members)	32,425	35,668	39,235
Reference Member	17,879	19,667	21,634
Chief Human Resources Officers Individual Access			
Individual Access (Single User)	98,283	108,112	118,924
Individual Access (Multi User)	89,192	98,112	107,924
Human Resources Leaders Team ⁷			
Leader	32,425	35,668	39,235
Advisor Member	32,425	35,668	39,235
Reference Member	17,879	19,667	21,634
Human Resources Leaders Individual Access			
Advisor (Single User)	43,334	47,668	52,435
Advisor (Multi User)	32,425	35,668	39,235
Human Resources Professionals ⁷			
Reference - Up to 20 HR Professionals	39,697	43,667	48,034
Reference - Up to 5 HR Professionals	24,647	27,112	29,824
TalentNeuron™			
Single Country	31,617	34,779	38,257
Single Country Reference	24,142	26,557	29,213
Additional 5 Users	4,550	5,010	5,520
Additional Workbench	10,809	11,890	13,079
Legal and Compliance Leaders Team ⁷			
Leader	27,980	30,778	33,856
Advisor Member	27,980	30,778	33,856
Reference Member	11,213	12,335	13,569

RESEARCH AND ADVISORY SERVICES	Year 2021	Year 2022	Year 2023
Legal and Compliance Leaders Individual Access			
Advisor (Single User)	37,071	40,779	44,857
Advisor (Multi User)	27,980	30,778	33,856
Marketing Leaders Team ⁷			
Leader	40,910	45,001	49,502
Advisor Member	40,910	45,001	49,502
Reference Member	16,061	17,668	19,435
Marketing Leaders Individual Access			
Advisor (Single User)	49,192	54,112	59,524
Advisor (Multi User)	40,910	45,001	49,502
OTHER SERVICES	UNIT PRICE	UNIT PRICE	UNIT PRICE
News and Insights	687	756	832
Strategic Advisory Services ⁴ - for clients with research services			
Internal Advisory Session	16,768	18,445	20,290
Remote Advisory Services	8,283	9,112	10,024
Conferences - North America ⁸ (price per ticket)			
IT Symposium/Xpo	4,944	TBD	TBD
Summit (BI, Data Center, Security, or Apps)	3,365	TBD	TBD
Summit (excludes BI, Data Center, Security, and Apps)	2,848	TBD	TBD
Catalyst Conference	3,365	TBD	TBD
RENEWAL ONLY LEGACY SERVICES			
Executive Programs Member Basic - Renewal Only ⁶			
Member Basic (Single User)	68,384	75,223	82,746
Member Basic (Multi User)	61,213	67,335	74,069
Executive Programs Member Basic with Industry (one industry) - Renewal Only ⁶			
Member Basic (Single User)	76,061	83,668	92,035
Member Basic (Multi User)	69,091	76,001	83,602
Enterprise IT Leaders - Renewal Only ⁶			
Individual Access – For renewing subscribers. Price varies based on initial purchase date of each license.	TBD	TBD	TBD

RESEARCH AND ADVISORY SERVICES	Year 2021	Year 2022	Year 2023
PUBLIC AND NON-PROFIT HIGHER EDUCATION IT STUDENTS INSTITUTIONS ONLY			
Core IT Research Reference for Higher Education ⁹ (per student campus)			
Core Reference for a community college	30,102	33,113	36,425
Core Reference for a college or university with 1 to 4,999 Student FTE	30,102	33,113	36,425
Core Reference for a college or university with 5,000 to 9,999 Student FTE	60,203	66,226	72,850
Core Reference for a college or university with 10,000 to 24,999 Student FTE	90,304	99,339	109,275
Core Reference for a college or university with 25,000+ Student FTE	120,405	132,452	145,700
Technical Professionals for Higher Education ⁹ (per student campus)			
Technical Professional Advisor for IT Staff only of a college or university	62,829	69,112	76,024
Technical Professional Reference for IT Staff only of a college or university	41,718	45,890	50,479

Purchasing guidelines:

“Single User” applies to a buying center that has one individual license; “Multi User” applies to a buying center that has at least two qualifying licenses within the same agency or named client. To qualify for Multi User price levels, services must be ordered on the same Service Agreement or Purchase Order and reflect a common “Bill To” address. Strategic Advisory Services, Conferences, and Add-on services do not contribute towards Multi User pricing qualification.

¹ **Team** licenses require the purchase of a team configuration and are not available for purchase as standalone licenses. Certain team solutions are invitation only services as indicated in the pricing table. A maximum of one Leader per team. Each Leader type license must have three (3) to ten (10) team member licenses. A minimum of three (3) Advisor and/or Cross Function team member licenses required per Enterprise IT Leadership Leader and per Partner license. Executive Programs Leadership team solutions with one Leader and less than three (3) team member licenses is permissible so long as one of the team member licenses is an IT Executive or a Partner Leader with at least three (3) Advisor and/or Cross Function team member licenses per Partner license. Global CIO team solutions with one Leader and less than three (3) team member licenses is permissible. All licenses in a Team must be coterminous and of the same team type. For example, a Team Plus configuration may only contain Team Plus licenses and cannot include other types of team licenses such as Team Plus with Industry, Team (non-Plus), Global CIO Team etc.

² **Team with Industry** licenses require the purchase of a team configuration and are not available for purchase as standalone licenses. Certain team solutions are invitation only services as indicated in the pricing table. A maximum of one Leader per team. Each Leader type license must have three (3) to ten (10) team member licenses. A minimum of three (3) Advisor and/or Cross Function team member licenses required per Enterprise IT Leadership Leader and per Partner license. Executive Programs Leadership team solutions with one Leader and less than three (3) team member licenses is permissible so long as one of the team member licenses is an IT Executive or a Partner Leader with at least three (3) Advisor and/or Cross Function team member licenses per Partner license. Global CIO team solutions with one Leader and less than three (3) team member licenses is permissible. All licenses in a Team must be coterminous and of the same team type. For example, a Team Plus with Industry configuration may only contain Team Plus with Industry licenses for the same industry and cannot include other types of team licenses such as Team with Industry (non-Plus), Team Plus, Team (no industry, non-Plus), Global CIO Team etc. Team solutions with Industry Advisory Services is for one industry and all licenses in the team must purchase access to the same industry.

³ Availability is limited. Please check with your Gartner Sales representative before ordering.

⁴ Purchasing prerequisite and/or eligibility requirements apply. Check with Sales representatives before purchasing.

⁵ Technical Professionals SMB is a per agency license available only to eligible small and medium size agencies with 4,000 or fewer employees. Please check with Sales representatives before purchasing.

⁶ **Renewal Only** and **Renewing Subscriber** services and pricing are available to eligible license holders who purchased the service listed on or before the date specified above or below and continuously purchase the service thereafter. Please check with Sales Representative for availability and eligibility before ordering.

Team Delegate Member and Delegate Leader licenses: purchased on or before January 1, 2020

Executive Programs Member Basic and Member Basic with Industry: purchased on or before January 1, 2019

⁷ Gartner Business Services Team licenses require the purchase of a team configuration and are not available for purchase as standalone licenses. A maximum of one Team Leader per Team. Each Team Leader type license must have three (3) to ten (10) Team Members coterminous with the Leader license. A Customer Service & Support Team or Legal & Compliance Leaders Team with one Team Leader and two Team Members is permissible. All licenses in a Team must be of the same business domain; for example, a Finance Leaders Team may only consist of Finance Leaders Team licenses. Human Resources Professionals requires the purchase and maintenance of a coterminous Chief Human Resources Officers Team or Human Resources Team.

⁸ Ticket prices apply to orders received by December 31st of the year indicated for the start of each term. For example, Symposium ticket price for term "Feb 1, 2021 to Jan 31, 2022 " applies to orders received on or before December 31, 2021. Future ticket prices have not been released; please check with account representatives for future pricing at the time of purchase.

⁹ Higher Education products are only available to eligible public and not-for-profit Higher Education colleges or universities. A Core IT Research Reference for Higher Education license is for one designated, student campus based on the total full-time equivalent (FTE) student enrollment of the college or university, as assessed at the time of purchase. Purchasing prerequisites apply. Check with Sales representatives before purchasing.

Gartner reserves the right to refresh its pricing and product offerings on an annual basis. The refreshed pricing and product offering(s) will be provided to the Client in writing and will become effective within 10 days of submission by Gartner and/or upon the Agreement's annual renewal date.

Table 2

CONSULTING SERVICES	2021 Hourly Rate	2022 Hourly Rate	2023 Hourly Rate
Staff Classification			
Vice President	646	688	732
Senior Director	609	648	690
Director	562	598	637
Associate Director	470	500	532
Senior Consultant	378	403	429
Consultant	293	312	332
Associate Consultant	248	264	281
Specialist	173	185	197

ATTACHMENT B

[ATTACHMENT TO FOLLOW]

STATE OF OKLAHOMA

Contract No. SW1026

OMES 0900000326

New Research and Advisory Services (RAS) subscription products and pricing additions for the remaining agreement term. Gartner has embedded a complete description of each product within the product name in the pricing table.

Exhibit A – Table 3

Unit prices for each year applies to orders received during the effective dates specified for each year unless indicated otherwise on the schedule. Delivery start date of service(s) order shall be no later than the first of the month following the expiration of the pricing. To be eligible for these rates, purchasing entity must be a U.S. government entity, public sector entity, or a nonprofit wholly owned and operated by government in the 50 US states. Other purchasing entities at Gartner's discretion.

Fixed prices herein are maximum not to exceed rates. Please check with your local Gartner account representative for actual pricing before purchasing. The actual price an eligible client will pay for the renewal of any existing service or the issuance of a new order will be consistent with the then current Gartner Public Sector pricing inclusive of Contract SW1026 fees or the rates herein, whichever is less. The actual price for RAS products not listed herein will be consistent with the then-current Gartner Public Sector pricing inclusive of Contract SW1026 fees. The availability of products may change over time; check with your Gartner account executive before purchasing. Should a product be no longer available for new license purchases, Gartner will notify client of the change or provide an amended price list designating such product as renewal only or for renewing subscriber. Upon mutually agreed prior written approval by both the State of Oklahoma and Gartner, Gartner reserves the right to refresh its products and pricing for all clients on a quarterly basis.

Multi-license, renewing subscriber, and promotional incentives may be available. Contact your local Gartner representative for more information.

1.0 GARTNER RAS SUBSCRIPTIONS	Year 2022	Year 2023
1.1 IT		
1.1.1 Gartner for CIOs		
1.1.1.1 Individual Access Advisor ¹	\$69,495	\$72,930
1.1.1.2 CIOs Team Plus ²		
Team Leader	\$63,233	\$66,364
Advisor Team Member or Leader	\$46,162	\$48,485
Cross Function Team Member	\$32,021	\$33,637
1.1.1.3 <i>with Industry</i> subscriptions	Price available upon request. Contact your Gartner representative.	
Individual Access Advisor ¹		
CIOs Team Plus ²		
1.1.2 Gartner for Technical Professionals		
1.1.2.1 Technical Professionals Team ^{4, 5} (1 Team Leader and up to 4 Team Members)	\$62,223	\$66,973
Additional Team Member	\$11,920	\$12,829

1.0 GARTNER RAS SUBSCRIPTIONS	Year 2022	Year 2023

1.2 Data and Analytics

1.2.1 Gartner for CDAOs		
1.2.1.1 Individual Access Advisor ¹	\$69,495	\$71,920
1.2.1.2 CDAOs Team ²		
Team Leader	\$63,233	\$65,455
Team Member	\$41,819	\$43,233
Tech Professional Team Member	\$15,859	\$16,364
1.2.2 Executive Subscription: Gartner for CDAOs Executive		
1.2.2.1 Individual Access Advisor ¹	\$135,859	\$140,607
1.2.2.2 CDAOs Executive Team ²		
Team Leader	\$123,435	\$127,778
Team Member	\$46,970	\$48,586
Tech Professional Team Member	\$18,283	\$18,889

1.3 InfoSec / Cybersecurity

1.3.1 Gartner for CISOs		
1.3.1.1 Individual Access Advisor ¹	\$69,495	\$71,920
1.3.1.2 CISOs Team ²		
Team Leader	\$63,233	\$65,455
Team Member	\$41,819	\$43,233
Tech Professional Team Member	\$15,859	\$16,364
1.3.2 Executive Subscription: Gartner for CISOs Executive		
1.3.2.1 Individual Access Advisor ¹	\$135,859	\$140,607

1.0 GARTNER RAS SUBSCRIPTIONS	Year 2022	Year 2023
1.3.2.2 CISOs Executive Team ²		
Team Leader	\$123,435	\$127,778
Team Member	\$46,970	\$48,586
Tech Professional Team Member	\$18,283	\$18,889

1.4 Research and Development

1.4.1 Gartner for Research & Development Leaders

1.4.1.1 Individual Access Advisor ¹	\$46,162	\$48,485
1.4.1.2 R&D Leaders Team ⁶		
Team Leader	\$34,546	\$36,263
Advisor Team Member	\$34,546	\$36,263
Reference Team Member	\$18,990	\$19,899

FA000105 version 2022-08-30 rev 11-03

Purchasing Guidelines

¹ Price reflects the purchase of one (1) individual license. Client may be eligible for a lower rate if more than one license is purchased. To qualify, the RAS subscription must be ordered on the same Service Agreement or Purchase Order and reflect a common "Bill To" address. Strategic Advisory Services, Conferences and Add-on services do not contribute towards a volume-based price incentive. Contact your local Gartner representative for more information.

² Gartner for CIOs, CISOs, CDAOs Team solutions and similar role-based team solution licenses require the purchase of a team configuration and are not available for purchase as standalone licenses. Gartner for CIOs, CISOs, CDAOs Team solutions requires a maximum of one (1) Leader and one (1) to ten (10) Members per team. All licenses in a Team must be coterminous and of the same team solution type. For example, a CIOs Team Plus configuration may only contain CIOs Team Plus licenses and cannot include other types of team licenses such as CIOs Team Plus with Industry, CDAOs Team, etc. Team solutions with Industry Advisory Services is for one industry and all licenses in the team must purchase access to the same industry.

³ Availability is limited. Please check with your Gartner Sales representative before ordering.

⁴ Purchasing prerequisite and/or eligibility requirements apply. Check with Sales representatives before purchasing.

⁵ Technical Professionals Team licenses require the purchase of a team configuration and are not available for purchase as standalone licenses. Each Technical Professionals Team consists of one (1) Team Leader and four (4) Team Member coterminous licenses. Up to six (6) additional Team Members may be added for a maximum total of ten (10) Team Members per Team Leader.

⁶ Each R&D Leaders Team requires a minimum configuration of one (1) Leader + one (1) Advisor Member or one (1) Leader + three (3) Reference Members (1+3). A maximum of one (1) Leader and up to ten (10) Members per team. All licenses in a Team must be coterminous and of the same team solution type.










Rev_Draft_Execusion Version_First Amendment _SW1026G_Gartner_Price_Product_Update

Final Audit Report

2022-12-15

Created:	2022-12-01
By:	Parker Wise (parker.wise@omes.ok.gov)
Status:	Signed
Transaction ID:	CBJCHBCAABAAbJFLcpPIno1Rclka8nYtTwYXz26R_AQ4

"Rev_Draft_Execusion Version_First Amendment_SW1026G_Ga rtner_Price_Product_Update" History

-  Document created by Parker Wise (parker.wise@omes.ok.gov)
2022-12-01 - 8:41:58 PM GMT
-  Document emailed to scott.lyon@gartner.com for signature
2022-12-01 - 8:43:07 PM GMT
-  Email viewed by scott.lyon@gartner.com
2022-12-08 - 8:50:02 PM GMT
-  New document URL requested by scott.lyon@gartner.com
2022-12-08 - 8:50:07 PM GMT
-  Signer scott.lyon@gartner.com entered name at signing as Scott Lyon
2022-12-08 - 9:25:58 PM GMT
-  Document e-signed by Scott Lyon (scott.lyon@gartner.com)
Signature Date: 2022-12-08 - 9:26:00 PM GMT - Time Source: server
-  Document emailed to Jerry Moore (jerry.moore@omes.ok.gov) for signature
2022-12-08 - 9:26:02 PM GMT
-  Document e-signed by Jerry Moore (jerry.moore@omes.ok.gov)
Signature Date: 2022-12-15 - 5:25:31 PM GMT - Time Source: server
-  Agreement completed.
2022-12-15 - 5:25:31 PM GMT