

# **CLBOYD**

— SINCE 1913 —

## **State Rental Rates**

**Construction Equipment (Light, Medium & Heavy)**

**Road Building/Maintenance**

**Material Handling**

**Trucks (Off-Highway, Articulated Dump Trucks, Water Trucks)**

**For Rental Inquiries and Information call**

**1 800.OKC.BOYD (1 800.652.2693)**

### **Rental Locations**

**Oklahoma City 4220 West Reno Avenue 73107 405.942.8000**

**Lawton 802 South East Third 73501 580.355.6667**

**Ardmore 2107 Cooper Drive 73401 580.224.2693**

**BACKHOE LOADERS**

MODEL	DIG DEPTH	DAY	WEEK	MONTH
410L	17'10"	\$ 374	\$ 1007	\$ 2,959
310SL HL	15'10"	\$ 347	\$ 952	\$ 2,860
310SL	15'10"	\$ 325	\$ 919	\$ 2,739
310L	14'6"	\$ 280	\$ 836	\$ 2,492
310EL	14'3"	\$ 264	\$ 787	\$ 2,350





REPRESENTATIONAL IMAGE ONLY

Rates reflect vendor provided insurance and based on customer pickup and return.  
Delivery and return charges are in addition and will be quoted on request based on the  
distances to and from the equipment location at Oklahoma City, Lawton or Ardmore and  
the cost of any permits necessitated by product dimension or excess weight. Call CL Boyd  
Rental Department at 1 800 652-2693 for transportation pricing

## EXCAVATORS

Model	Wt#	DAY	WEEK	MONTH
470GLC/ZX470LC-6	110,000	\$ 1,435	\$ 4,305	\$ 12,870
380GLC/ZX380LC-6	100,000	\$ 1,055	\$ 3,155	\$ 9,455
350GLC/ZX350LC-6	80,000	\$ 990	\$ 3,070	\$ 8,860
300GLC/ZX300LC-6	65,000	\$ 890	\$ 2,575	\$ 7,720
290GLC/ZX290LC-5	63,000	\$ 810	\$ 2,375	\$ 7,095
250GLC/ZX250LC-6	58,000	\$ 725	\$ 2,180	\$ 6,525
245DLC/ZX245USLC-5	54,000	\$ 650	\$ 1,930	\$ 5,790
225D/225US LC-3	54,000	\$ 650	\$ 1,930	\$ 5,790
210GLC/ZX210LC-6	46,000	\$ 605	\$ 1,800	\$ 5,395
180GLC/ZX180LC-5	35,000	\$ 505	\$ 1,510	\$ 4,505
160GLC/ZX160LC-5	31,000	\$ 475	\$ 1,435	\$ 4,305
135GLC/ZX135US-5	29,000	\$ 460	\$ 1,355	\$ 4,040
130GLC/ZX130-5	17,000	\$ 445	\$ 1,325	\$ 3,975
85G/ZX85USB-5	17,000	\$ 275	\$ 790	\$ 2,365
75G/ZX75US-5	13,500	\$ 275	\$ 785	\$ 2,285
60*G/ZX60USB-5*	13,500	\$ 240	\$ 710	\$ 2,125
50G*/ZX50U-5*	11,000	\$ 225	\$ 660	\$ 1,970
35G*/ZX35U-5*	7,800	\$ 190	\$ 565	\$ 1,695
26G*/ZX26U-5*	6,400	\$ 170	\$ 510	\$ 1,530
17G/ZX17U-5*	3,800	\$ 150	\$ 440	\$ 1,295



IMAGES ARE REPRESENTATIONAL ONLY

\*Cab/AC add \$25/day, \$75/wk, \$200/mo

Thumb add \$35/day, \$105/wk, \$315/mo

	DAY	WEEK	MONTH
210GLC with Breaker	\$ 1,125	3,400	9,900
160GLC with Breaker	\$ 980	3,000	8,750
Mini Ex Breaker	\$ 170	470	1,305
Mini Excavator Thumb	\$ 35	95	285



Rates reflect vendor provided insurance and based on customer pickup and return. Delivery and return charges are in addition and will be quoted on request based on the distances to and from the equipment location at Oklahoma City, Lawton or Ardmore and the cost of any permits necessitated by product dimension or excess weight. Call CL Boyd Rental Department at 1 800 652-2693 for transportation pricing

# CRAWLER DOZERS

MODEL	H.P.	DAY	WEEK	MONTH
1050K	350	\$ 1,775	\$ 5,295	\$ 15,750
950K	247	\$ 1,165	\$ 3,465	\$ 10,295
850K	185	\$ 870	\$ 2,585	\$ 7,750
750K	GPS**	\$ 1,140	\$ 3,365	\$ 9,900
750K	145	\$ 770	\$ 2,255	\$ 6,710
700K	GPS**	\$ 920	\$ 2,685	\$ 8,050
700K	115	\$ 620	\$ 1,840	\$ 5,195
650K*	90	\$ 590	\$ 1,485	\$ 4,185
550K*	80	\$ 485	\$ 1,165	\$ 3,490
450K*	70	\$ 380	\$ 1,055	\$ 3,165



REPRESENTATIONAL IMAGE ONLY

**\*Note: For OROPS Utility Dozer deduct**

**\$50/day, \$150/wk or \$450/mo to rates**

**\*\*with complete Topcon 3DMC<sup>2</sup> Integrated Grade Control or John Deere SmartGrade<sup>®</sup>**

Rates reflect vendor provided insurance and based on customer pickup and return. Delivery and return charges are in addition and will be quoted on request based on the distances to and from the equipment location at Oklahoma City, Lawton or Ardmore and the cost of any permits necessitated by product dimension or excess weight. Call CL Boyd Rental Department at 1 800 652-2693 for transportation pricing

# Wheel Loaders

Model	Yds	DAY	WEEK	MONTH
844K	7.0	\$ 1,530	\$ 4,500	\$ 13,410
824K	6.0	\$ 1,250	\$ 3,735	\$ 10,700
744K	5.25	\$ 980	\$ 2,610	\$ 8,580
724K	4.75	\$ 860	\$ 2,400	\$ 7,590
644K	4.25	\$ 815	\$ 2,100	\$ 6,775
624K	3.5	\$ 705	\$ 1,800	\$ 5,850
544K	3.0	\$ 600	\$ 1,470	\$ 4,730
524K	2.75	\$ 550	\$ 1,400	\$ 4,180
444K	2.5	\$ 495	\$ 1,190	\$ 3,610
Loader Forks Cat.1		\$ 160	\$ 430	\$ 790
Loader Forks Cat.2		\$ 250	\$ 750	\$ 2,200



REPRESENTATIONAL IMAGE ONLY

Rates reflect vendor provided insurance and based on customer pickup and return. Delivery and return charges are in addition and will be quoted on request based on the distances to and from the equipment location at Oklahoma City, Lawton or Ardmore and the cost of any permits necessitated by product dimension or excess weight. Call CL Boyd Rental Department at 1 800 652-2693 for transportation pricing

**MOTOR GRADERS**

MODEL	H.P.	DAY	WEEK	MONTH
872G	287	\$ 1,185	\$ 3,555	\$ 11,665
772G	266	\$ 1,075	\$ 3,215	\$ 9,650
770G	245	\$ 980	\$ 2,920	\$ 8,660
672G	240	\$ 980	\$ 2,920	\$ 8,660
670G	220	\$ 915	\$ 2,720	\$ 8,165



**Note: Automatic Slope Control or Topcon Integrated .  
Grade Control available at additional cost.**

Rates reflect vendor provided insurance and based on customer pickup and return. Delivery and return charges are in addition and will be quoted on request based on the distances to and from the equipment location at Oklahoma City, Lawton or Ardmore and the cost of any permits necessitated by product dimension or excess weight. Call CL Boyd Rental Department at 1 800 652-2693 for transportation pricing

#### SCRAPER TRACTORS


MODEL	H.P.	DAY	WEEK	MONTH
9520R	520 HP	\$ 1,095	\$ 3,275	\$ 9,835
9570R	570 HP	\$ 1,140	\$ 3,415	\$ 10,030



REPRESENTATIONAL IMAGE ONLY

#### SCRAPER PANS

MODEL	YDS.	DAY	WEEK	MONTH
2010E	20	\$ 395	\$ 1,090	\$ 2,970
2412E	24	\$ 475	\$ 1,235	\$ 3,565



REPRESENTATIONAL IMAGE ONLY

Rates reflect vendor provided insurance and based on customer pickup and return. Delivery and return charges are in addition and will be quoted on request based on the distances to and from the equipment location at Oklahoma City, Lawton or Ardmore and the cost of any permits necessitated by product dimension or excess weight. Call CL Boyd Rental Department at 1 800 652-2693 for transportation pricing

# ARTICULATED DUMP TRUCKS

MODEL	TONS	DAY	WEEK	MONTH
460E	46	\$ 1,995	\$ 5,975	\$ 17,900
410E	41	\$ 1,880	\$ 5,445	\$ 11,385
310E	31	\$ 1,250	\$ 3,810	\$ 10,350



REPRESENTATIONAL IMAGE ONLY

Rates reflect vendor provided insurance and based on customer pickup and return. Delivery and return charges are in addition and will be quoted on request based on the distances to and from the equipment location at Oklahoma City, Lawton or Ardmore and the cost of any permits necessitated by product dimension or excess weight. Call CL Boyd Rental Department at 1 800 652-2693 for transportation pricing



### SKID STEER LOADERS


MODEL	Lift Cap.	DAY	WEEK	MONTH
316	1500#	\$ 165	\$ 470	\$ 1,395
318E	1800#	\$ 185	\$ 540	\$ 1,620
320E	2000#	\$ 190	\$ 560	\$ 1,665
326E	2500#	\$ 205	\$ 615	\$ 1,825
328E	2800#	\$ 215	\$ 630	\$ 1,890
332E	3200#	\$ 235	\$ 685	\$ 2,050



### COMPACT TRACK LOADERS

MODEL	Lift Cap.	DAY	WEEK	MONTH
CT315	1500#	\$ 235	\$ 860	\$ 2,570
317E	1900#	\$ 280	\$ 830	\$ 2,480
325E	2300#	\$ 295	\$ 860	\$ 2,625
330E	3200#	\$ 320	\$ 940	\$ 2,825
333E	4600#	\$ 345	\$ 1,040	\$ 3,120

REPRESENTATIONAL IMAGE ONLY



*Note: For Cab and A/C add  
\$25/day, \$75/wk or \$200/mo to rates*

REPRESENTATIONAL IMAGE ONLY


### SKID LOADER ATTACHMENTS

Attachment Type	DAY	WEEK	MONTH
AUGER	\$ 50	\$ 135	\$ 385
BITS (6" TO 36")	\$ 25	\$ 70	\$ 135
BROOM	\$ 90	\$ 315	\$ 855
BRUSH CUTTER	\$ 90	\$ 315	\$ 855
BUCKET	\$ 50	\$ 15	\$ 385
DOZER BLADE	\$ 85	\$ 245	\$ 730
FORKS	\$ 35	\$ 90	\$ 270
GRAPPLE BUCKET	\$ 60	\$ 225	\$ 465
HAMMER	\$ 170	\$ 465	\$ 1,310
MULCHING HEAD	\$ 270	\$ 675	\$ 2,025
PLANER	\$ 270	\$ 675	\$ 2,025
POWER RAKE	\$ 115	\$ 315	\$ 855
TILLER	\$ 95	\$ 280	\$ 855
TOOTHBAR	\$ 25	\$ 70	\$ 135
TREE SHEAR	\$ 95	\$ 280	\$ 825
TRENCHER 36" 48"	\$ 110	\$ 325	\$ 975

Rates reflect vendor provided insurance and based on customer pickup and return. Delivery and return charges are in addition and will be quoted on request based on the distances to and from the equipment location at Oklahoma City, Lawton or Ardmore and the cost of any permits necessitated by product dimension or excess weight. Call CL Boyd Rental Department at 1 800 652-2693 for transportation pricing

**LANDSCAPE LOADER WITH BOX BLADE, 4 X4, GENERAL PURPOSE BUCKET**

MODEL			DAY	WEEK	MONTH
210L	4X4	88"	\$ 215	\$640	\$ 1,905



Rates reflect vendor provided insurance and based on customer pickup and return. Delivery and return charges are in addition and will be quoted on request based on the distances to and from the equipment location at Oklahoma City, Lawton or Ardmore and the cost of any permits necessitated by product dimension or excess weight. Call CL Boyd Rental Department at 1 800 652-2693 for transportation pricing

**STRAIGHT MAST ROUGH TERRAIN FORK LIFT - 4X4**

MODEL	Capacity	DAY	WEEK	MONTH
HP6500	6,500 #	\$ 195	\$ 555	\$ 1,655
HP8500	8,500 #	\$ 225	\$ 630	\$ 1,845




**HP6500**

REPRESENTATIONAL IMAGE ONLY

Rates reflect vendor provided insurance and based on customer pickup and return. Delivery and return charges are in addition and will be quoted on request based on the distances to and from the equipment location at Oklahoma City, Lawton or Ardmore and the cost of any permits necessitated by product dimension or excess weight. Call CL Boyd Rental Department at 1 800 652-2693 for transportation pricing

# JLG TELEHANDLER

MODEL	Lift Cap	DAY	WEEK	MONTH
G6-42	6000#	\$ 225	\$ 640	\$ 1,845
G9-43	9000#	\$ 320	\$ 930	\$ 2,680
G10-43	10,000#	\$ 460	\$ 1,200	\$ 3,400
G12-55	12,000#	\$ 550	\$ 1,470	\$ 4,345



IMAGES ARE REPRESENTATIONAL ONLY

Rates reflect vendor provided insurance and based on customer pickup and return.  
Delivery and return charges are in addition and will be quoted on request based on the distances to and from the equipment location at Oklahoma City, Lawton or Ardmore and the cost of any permits necessitated by product dimension or excess weight. Call CL Boyd Rental Department at 1 800 652-2693 for transportation pricing

## COMPACTORS

**DYNAPAC**

	DAY	WEEK	MONTH
<u>Single Drum, Padfoot or Smooth</u>			

84" *	\$ 495	\$ 1,410	\$ 4,300
66"	\$ 435	\$ 1,220	\$ 3,640
54"	\$ 345	\$ 980	\$ 2,950

\*Cab/AC add \$50/day, \$150/wk, \$450/mo


\*Shell Kit add \$85/day, \$250/wk, \$750/mo



<u>Double Smooth Drum</u>	DAY	WEEK	MONTH
84"	\$ 645	\$ 1,945	\$ 5,795
77"	\$ 545	\$ 1,645	\$ 4,795
68"	\$ 455	\$ 1,355	\$ 3,995
47"	\$ 260	\$ 735	\$ 2,095



Pneumatic-9 Wheel	DAY	WEEK	MONTH
	\$ 405	\$ 1,200	\$ 3,595




IMAGES ARE REPRESENTATIONAL ONLY

Rates reflect vendor provided insurance and based on customer pickup and return. Delivery and return charges are in addition and will be quoted on request based on the distances to and from the equipment location at Oklahoma City, Lawton or Ardmore and the cost of any permits necessitated by product dimension or excess weight. Call CL Boyd Rental Department at 1 800 652-2693 for transportation pricing

# **WATER TRUCK**

<b>CAPACITY</b>	<b>DAY</b>	<b>WEEK</b>	<b>MONTH</b>
<b>4,000 gal.</b>	<b>\$ 435</b>	<b>\$ 1,285</b>	<b>\$ 3,860</b>
<b>2,000 gal.</b>	<b>\$ 380</b>	<b>\$ 990</b>	<b>\$ 2,870</b>



Rates reflect vendor provide insurance and based on customer pickup and return. Delivery and return charges are in addition and will be quoted on request based on the distances to and from the equipment location at Oklahoma City, Lawton or Ardmore and the cost of any permits necessitated by product dimension or excess weight. Call CL Boyd Rental Department at 1 800 652-2693 for transportation pricing