

# AUTOMOTIVE LIST PRICE

No. PL17.1WL

EFFECTIVE: June 30, 2017 VOID: December 19, 2017



**Order Anytime Day or Night by E-mail: [autoorder@whelen.com](mailto:autoorder@whelen.com)  
or Toll Free Facsimile 1-800-637-8762**

Many products listed in this price list meet or exceed AMECA, SAE and California Title XIII requirements. For details contact your regional sales office. Every effort will be made to hold prices through the end date. We reserve the right to increase prices on certain and/or all products. Whelen Engineering Company, Inc. is not responsible for typographical errors.

**ISO 9001 Registered QMS**



OFFICIAL WARNING LIGHTS OF NASCAR

Follow us on



# PL17.1 New Products

Refer to Price List for complete details on NEW products listed.

## Avenger® II Series

Available in SOLO, DUO™, TRIO™ combination, single or dual units with cigar plug or hard wire and a variety of mounting options.



## SurfaceMax™ Series C6, C7, C9

Available in warning with internal flasher or for use with customer supplied flasher, Amber turn signal sequential chevron arrow and brake/tail/turn. All models offered in colored or clear lens. Optional Chrome and Black flange available.



## M9 Series

**M9WLENX** Replace M9 series Clear lens with a smoked lens

## Pioneer™ Series

Re-engineered single and dual panel floodlight and combination flood/spot. Spot includes new Proclera™ Silicone Optics. A variety of mounting options are available.



## Pioneer Plus Surface Mount Flood/Spot Combination

**PCPSM1AC** Single panel, 115 VAC, UL® listed, Chrome flange

**PCPSM1AB** Single panel, 115 VAC, UL listed, Black flange

## Motorcycle IONV Mount Kits

**IONHD2FM** 2009-2017 Harley Davidson® Road King® fork mounting bracket kit

**IONHD3FM** 2014-2017 Harley Davidson Electra-Glide® fork mounting bracket kit

## Howler™ Low Frequency Tone Siren Mounting Bracket

**HWLRB24** For 2017 Chevy Silverado 1500

## CenCom Carbide™

Available in a-la-carte ordering. Amplifier with or without expansion module, Traffic Advisor™ module and CANport™ OBDII interface module with vehicle specific installation kits. A variety of control heads and options are available.



## SA315 Series Optional Speaker Mounting Brackets

- SAK62D** Chevy Silverado 1500, 2017, driver side
- SAK62P** Chevy Silverado 1500, 2017, passenger side
- SAK63D** Chevy Tahoe, 2017, driver side
- SAK63P** Chevy Tahoe, 2017, passenger side
- SAK61D** Ford F-250/F-350, 2017, driver side
- SAK61P** Ford F-250/F-350, 2017, passenger side

## Traffic Advisor™, Straight Style

**TA45B72** 700 Series, eight lamp, includes TACTL5, 72"

## Traffic Advisor Substitute Cables

Available in 35', 45' and 55' for a variety of Traffic Advisor models.

## Tracer™ Series Mounting Options

**TCRB47** 2015-2017 Ford F-150 SuperCrew and 2017 Ford F-250/F-350 Crew Cab running board mounting kit, for 6 lamp Tracer

**TCRLBKT1** 1 Single mounting bracket and hardware for front or rear mounting of the Tracer Series under a lightbar.

**TCRLBKT2** 1 Dual mounting bracket and hardware for front and rear mounting of the Tracer Series under a lightbar.



## Options for Mini Edge® Freedom® IV Super-LED® Series Lightbars

**F4795H** installation (pre-wired) of 795H, center mount option only

## Mini Freedom IV Rota-Beam™ Series Options

**R48795H** Installation (pre-wired) of 795H, center mount option only

## Inner Edge® FST™ and RST™ Series

Upper Front and Rear Facing lamp arrays with new Proclera Silicone Optics, available in low current SOLO and WeCan® SOLO, DUO and TRIO models and vehicle specific housings.



## Outer Edge® Series

Rear Facing and Rear Pillar exterior mount, six lamp, two piece, with ION™ lighthoods. Available in low current SOLO, or SOLO, DUO, TRIO with individual control of each lighthouse (requires remote flasher, CenCom Carbide, CanTrol® or REMOTE16 module purchased separately), with vehicle specific housings.



## Liberty™ II, SOLO™ & DUO+™ Series Options

**ITL3** Two long 3 Super-LED take-down lights with new Proclera Silicone Optics. Replaces Original ITL3 and ITL6

## Lightbar Mounting Kits

- MKEZ95** Colorado / 2015-2017 / Legacy®, Liberty II and Freedom® IV 48"-50" or Justice 55"
- MKEZ94** F-150 / 2015-2017 / Liberty II 59", Freedom IV 60", Justice 62"
- MKAJ94** F-150 / 2015-2017 / Liberty II 54", Legacy 54", Freedom IV 55" and Justice 62"
- MKEZ94** F-250/F-350/F-450/F-550 Super Duty / 2017 / Liberty II 59", Freedom IV 60", Justice 62"
- MKAJ94** F-250/F-350/F-450/F-550 Super Duty / 2017 / Liberty II 54", Legacy 54", Freedom IV 55", Justice 62"

## Lighthoods, 24 VDC

**PFH14** Single panel, Pioneer Plus™ Super-LED flood light, White housing

**PFH24** Dual panel, Pioneer Plus Super-LED flood light, White housing

**PCH14** Single panel, Pioneer, combination flood/spot with new Proclera Silicone Optics

**PFH1P04** Single panel, Pioneer Plus, with pole/pedestal mount adapter

**PCH14P** Single panel, Pioneer, with pole/pedestal mount adapter, combination flood/spot with new Proclera Silicone Optics, White housing

**PCH14P1** Single panel, Pioneer, with pole/pedestal mount adapter, and on/off switch, combination flood/spot with new Proclera Silicone Optics, White housing

**PCH24** Dual panel, Pioneer, combination flood/spot with new Proclera Silicone Optics, White housing

**PCH24P** Dual panel, Pioneer, with pole/pedestal mount adapter, combination flood/spot with new Proclera Silicone Optics, White housing

**PCH24P1** Dual panel, Pioneer, with pole/pedestal mount adapter, and on/off switch, combination flood/spot with new Proclera Silicone Optics, White housing

**3SU00FCR** 3" Round, Super-LED flashing, White with Clear lens

**3SS00FAR** 3" Round, Super-LED flashing, Amber with Amber lens

**3SW00FRR** 3" Round, Super-LED flashing, Red with Red lens

## Responder® LP Series Lightbars, 24 VDC

**R2LPPB4** Six LIN6™ Super-LED modules, permanent mount, Blue

**R2LPPR4** Six LIN6 Super-LED modules, permanent mount, Red

## L31 Super-LED Beacons

**L31HPF** Amber/Green with Clear dome, flat mount

## L21 Series Super-LED Encapsulated Beacon

**L21H4P** Green, high Clear dome, perm/pipe/"J" hook mount

**L21L4P** Green, low Clear dome perm/pipe/"J" hook mount

## Super-LED Lighthoods

**2EPOOZCR** 4" Round Series, extended lens Amber/Green with Clear lens

**50AG2ZCR** 500 Series, Amber/Green with Clear lens

**5V1G** 500 V-Series™, Green with Clear lens

**TLI2P** ION™ T-Series™ DUO™ Color, Amber/Green with Clear lens

**LINV2G** LINV2™ V-Series™, Green with Clear lens

**LINSV2G** LINSV2™ V-Series, under surface mount, Green with Clear lens

**VTXD609G** Vertex™ Series, directional lighthouse, Green with Clear lens

## Super-LED Mini Lightbars


**RDLPPAG** Responder LP DUO Series, mini lightbar, permanent mount, six Super-LED Amber/Green modules with Clear dome

# TABLE OF CONTENTS

Whelen Engineering maintains all of the tools and designs for every product manufactured over the last 50 plus years. Items not listed in this price list may be available as a special order. Contact the factory for price and availability.

“Made-To-Order Products” are defined as either models listed in this price sheet with a "MTO" symbol in front of the model field of each “made-to-order” model; or any model not listed in this price sheet. All such "MTO" noted models or those not listed in this price sheet are special order, non-returnable, non-cancelable. Please allow sufficient time for production, as these models may require multiple machines for the processing of these special parts.

<b>Dash/ Deck/ Visor</b> .....	<b>1</b>
Dash/ Deck/ Visor, Directional .....	1
<b>Beacons</b> .....	<b>2</b>
LED, Halogen, Rotating Beacons - Rota-Beam™ Series .....	2
LED Beacons, Self-Contained.....	3
<b>Flashers &amp; Lightheads</b> .....	<b>4</b>
Flashers, Halogen & LED .....	4
Lightheads, Super-LED®, LED, Halogen & Combination .....	5
<b>Systems - DOT &amp; Motorcycle</b> .....	<b>20</b>
DOT Wing Plow Super-LED® Lightheads.....	20
DOT3® Super-LED®.....	20
Motorcycle Warning Products .....	20
Motorcycle Systems.....	21
<b>Sirens, Switches &amp; Speakers</b> .....	<b>22</b>
Switches And Control Boxes .....	22
Siren Amplifiers, Amplifiers & Airhorns .....	22
Siren Amplifier & Speaker Combination .....	24
Siren Speakers, SA315 & SA314 Projector™ Series .....	24
Siren Speakers, Other.....	25
<b>Safety Site, Emitters &amp; Back-Up Alarms</b> .....	<b>25</b>
Back-Up Alarms, Electronic .....	25
Safety Site™ & Emitters .....	26
<b>Traffic Advisors</b> .....	<b>26</b>
Traffic Advisor™ Series & Accessories .....	26
<b>Tracer™</b> .....	<b>27</b>
Tracer™ Series .....	27
<b>Lightbars, Mini</b> .....	<b>28</b>
Century™ Series Mini Lightbars.....	28
Mini Legacy™, Super-LED® Series Lightbars .....	28
Mini Liberty™ II SOLO™, Super-LED® Series Lightbars.....	29
Responder® LP Series Mini Lightbars.....	29
Responder® HD Series Mini Lightbars .....	29
Mini Edge® Freedom® IV DYAD™ Series Lightbars .....	29
Mini Freedom® IV Rota-Beam™ Series Lightbars.....	30
Mini Justice® Series .....	30
<b>Lightbars</b> .....	<b>30</b>
Inner Edge® FST™ and RST™ Series .....	30
Outer Edge® Series Lightbars .....	33
Freedom® IV DYAD™ Series Lightbars.....	34
Freedom® IV Rota-Beam™ Super-LED® Series Lightbars .....	35
Legacy® Super-LED® Series Lightbars .....	35
Legacy® TRIO™ Series Super-LED® Lightbars .....	36
Legacy SOLO™ Super-LED® Series Lightbars .....	36
Liberty™ II Super-LED® Series Lightbars .....	37
Liberty™ II TRIO™ Series Super-LED® Lightbars.....	39
Justice® Super-LED® WeCan® Series Lightbars .....	40
Justice® Super-LED® Competitor™ Series Lightbars .....	40
Century™ Elite Series LED Lightbars .....	41
Towman's™ Super-LED® Series Lightbars .....	41
NFPA Lightbars .....	42
4500 Series Surface Mount Lightbars .....	42
Options, Mounting Kits .....	43
Replacement Parts, Mounting Kits & Strap Kits .....	43
Options, Low Profile Mounting Kits .....	44
Replacement Parts, Low Profile Mounting Kits & Strap Kits .....	44
<b>24 VDC, Green Products &amp; Parts</b> .....	<b>44</b>
24 VDC Products .....	44
Green Products.....	46
Replacement Parts, Lens Kits.....	47
Replacement Parts, Bulbs For Whelen Lights .....	47

↓  - Special Order, Non-Returnable, Non-Cancelable. See "Made-To-Order" Statement on Table of Contents Page of this Price List.

**MODEL DESCRIPTION LIST**

**Dash/ Deck/ Visor, Directional**

**Avenger® II SOLO™ Combination Linear/TIR Super-LED® Series**, Includes Swivel/Bail Bracket with Suction Cups, Hood, Cigar Plug with On/Off Switch and Scan-Lock™ Flash Pattern Switch. (For Green, Contact Factory for Price, Availability and Minimum Order Requirements).

AVC11*	NEW Single, Red, Blue, Amber or White	204.00
AVC21**	NEW Dual, Red, Blue, Amber and/or White	356.00

**Avenger® II SOLO™ Combination Linear/TIR Super-LED® Series with 2-Wire Pigtail**, Includes Scan-Lock Flash Patterns, Swivel/Bail Bracket with Suction Cups, and Hood. (For Green, Contact Factory for Price, Availability and Minimum Order Requirements).

AVW11*	NEW Single, Red, Blue, Amber or White	204.00
AVW21**	NEW Dual, Red, Blue, Amber and/or White	356.00

**Avenger® II DUO™ Combination Linear/TIR Super-LED® Series**, Includes Swivel/Bail Bracket with Suction Cups, Hood, and Cigar Plug with On/Off Switches. (Mode Button for Color Choice and Scan-Lock™ Flash Pattern Button are Located on the Avenger® II).

AVC12#	NEW Single, Red/Blue, Amber/White, Blue/White, Red/White or Blue/Amber Only	228.00
AVC22DD	NEW Dual, Each Lighthouse Red/White	387.00
AVC22DE	NEW Dual, One Lighthouse Red/White and One Blue/White	387.00
AVC22EE	NEW Dual, Each Lighthouse Blue/White	387.00
AVC22FF	NEW Dual, Each Lighthouse Amber/White	387.00
AVC22JJ	NEW Dual, Each Lighthouse Red/Blue	387.00
AVC22MM	NEW Dual, Each Lighthouse Blue/Amber	387.00

**Avenger® II DUO™ Combination Linear/TIR Super-LED® Series with 3-Wire Pigtail**, Includes Swivel/Bail Bracket with Suction Cups, and Hood. (Mode Button for Color Choice and Scan-Lock™ Flash Pattern Button are Located on the Avenger® II).

AVW12#	NEW Single, Red/Blue, Amber/White, Blue/White, Red/White or Blue/Amber Only	228.00
AVW22DD	NEW Dual, Each Lighthouse Red/White	387.00
AVW22DE	NEW Dual, One Lighthouse Red/White and One Blue/White	387.00
AVW22EE	NEW Dual, Each Lighthouse Blue/White	387.00
AVW22FF	NEW Dual, Each Lighthouse Amber/White	387.00
AVW22JJ	NEW Dual, Each Lighthouse Red/Blue	387.00
AVW22MM	NEW Dual, Each Lighthouse Blue/Amber	387.00

**Avenger® II TRIO™ Combination Linear/TIR Super-LED® Series**, Includes Swivel/Bail Bracket with Suction Cups, Hood, and Cigar Plug with On/Off Switches. (Mode Button for Color Choice and Scan-Lock™ Flash Pattern Button are Located on the Avenger® II).

AVC13RBC	NEW Single, Red/Blue/White, with White Steady Override	244.00
AVC13RBA	NEW Single, Red/Blue/Amber, with Amber Steady Override	244.00
AVC13RAC	NEW Single, Red/Amber/White, with White Steady Override	244.00
AVC13BAC	NEW Single, Blue/Amber/White, with White Steady Override	244.00
AVC23RBC	NEW Dual, Each Lighthouse Red/Blue/White, with White Steady Override	469.00
AVC23RBA	NEW Dual, Each Lighthouse Red/Blue/Amber, with Amber Steady Override	469.00
AVC23RAC	NEW Dual, Each Lighthouse Red/Amber/White, with White Steady Override	469.00
AVC23BAC	NEW Dual, Each Lighthouse Blue/Amber/White, with White Steady Override	469.00

**Avenger® II TRIO™ Combination Linear/TIR Super-LED® Series with 4-Wire Pigtail**, Includes Swivel/Bail Bracket with Suction Cups, and Hood. (Mode Button for Color Choice and Scan-Lock™ Flash Pattern Button are Located on the Avenger® II).

AVW13RBC	NEW Single, Red/Blue/White, with White Steady Override	244.00
AVW13RBA	NEW Single, Red/Blue/Amber, with Amber Steady Override	244.00
AVW13RAC	NEW Single, Red/Amber/White, with White Steady Override	244.00
AVW13BAC	NEW Single, Blue/Amber/White, with White Steady Override	244.00
AVW23RBC	NEW Dual, Each Lighthouse Red/Blue/White, with White Steady Override	469.00
AVW23RBA	NEW Dual, Each Lighthouse Red/Blue/Amber, with Amber Steady Override	469.00
AVW23RAC	NEW Dual, Each Lighthouse Red/Amber/White, with White Steady Override	469.00
AVW23BAC	NEW Dual, Each Lighthouse Blue/Amber/White, with White Steady Override	469.00

**Options for Avenger® II Series**

AVBKT1	NEW Low Profile Mounting (Headliner) Bracket for Single Avenger® II Series Only	14.50
AVBKT2	NEW Low Profile Mounting (Headliner) Bracket for Dual Avenger® II Series Only	16.00
AVBKT3S	NEW Visor Mounting Bracket for Single Avenger® II Series Only	14.50
AVBKT3D	NEW Visor Mounting Bracket for Dual Avenger® II Series Only	29.00
AVBKT4	NEW Adjustable Height Bracket Kit for All Avenger® II's	47.00
AVBKT5S	NEW Headliner Mounting Bracket, Adjustable, for Single Avenger® II Series Only	25.50
AVBKT5D	NEW Headliner Mounting Bracket, Adjustable, for Dual Avenger® II Series Only	25.50

**Dominator™ Plus LINZ6™ Super-LED® Series**, Includes Slide Bolt Mounting. For Interior or Exterior Use. 1.74" High x 2.17" Deep Housing, Six Super-LEDs per Lamp. Replace symbol "\$" with number of color LED lighthoods required (maximum 8 modules). Order of colors are Red, Blue, Amber and White (i.e., DP822220 = 2 Red, 2 Blue, 2 Amber & 2 White, DP806020 = 0 Red, 6 Blue, 0 Amber & 2 White).

DP2**	2 LINZ6™, 7.11", Amber, Blue, Red and/or White	332.00
DP4***	4 LINZ6™, 14.21", Amber, Blue, Red and/or White	651.00
DP6\$\$\$\$0	6 LINZ6™, 23.26", Amber, Blue, Red and/or White	935.00
DP8\$\$\$\$0	8 LINZ6™, 30.36", Amber, Blue, Red and/or White	1210.00





**Dominator™ Plus Traffic Advisor™, LINZ6™ Super-LED® Low Profile**, Control Head Optional. 1.74" High x 2.17" Deep Housing, Six Super-LEDs per Lamp.

	TADP6	Six Lamp LINZ6™ Super-LED® Traffic Advisor™, 23.26" Long, Less Control Head	958.00
	TADP8	Eight Lamp LINZ6™ Super-LED® Traffic Advisor™, 30.36" Long, Less Control Head	1249.00
††	TADP8**	Eight Lamp, Six Lamp LINZ6™ Super-LED® Traffic Advisor™, 30.36" Long, with Two End Flashing LEDs, Blue, Red and/or Amber, Less Control Head	1265.00

**Dominator™ TIR3™ Super-LED® Series**, Includes Slide Bolt Mounting. For Interior or Exterior Use. 1.74" High x 2.17" Deep Housing, Three Super-LEDs per lamp. Replace symbol "\$" with number of color LED lighthead required (maximum 8 modules). Order of colors are Red, Blue, Amber and White (i.e., D822220 = 2 Red, 2 Blue, 2 Amber & 2 White, D806020 = 0 Red, 6 Blue, 0 Amber & 2 White).

	D2**	2 TIR3™, 7.11", Amber, Blue, Red and/or White	233.00
	D4****	4 TIR3™, 14.21", Amber, Blue, Red and/or White	359.00
	D6*****	6 TIR3™, 23.26", Amber, Blue, Red and/or White	529.00
	D8\$\$\$\$0	8 TIR3™, 30.36", Amber, Blue, Red and/or White	675.00

**Dominator™ Traffic Advisor™, TIR3™ Super-LED® Low Profile**, Control Head Optional. 1.74" High x 2.17" Deep Housing, Three Super-LEDs per lamp.

	TAD6	Six Lamp TIR3™ Super-LED® Traffic Advisor™, 23.26" Long, Less Control Head	558.00
	TAD8	Eight Lamp TIR3™ Super-LED® Traffic Advisor™, 30.36" Long, Less Control Head	697.00
††	TAD8**	Eight Lamp, Six Lamp TIR3™ Super-LED® Traffic Advisor™, 30.36" Long, with Two End Flashing LEDs, Blue, Red and/or Amber, Less Control Head	708.00

#### Options for Dominator™ Series

	DBKT3	Swivel Mount Bracket Kit for D2, DP2, D4 & DP4 Series Only, Customer Installed	32.50
	DBKT4	"L" Angle Mounting Bracket Kit, Customer Installed	24.00
	DBKT5	Upper Rear Window Mounting Bracket Kit for 2008-2016 Chevy Tahoe and 2013-2017 Police Interceptor Utility	24.00
	TADCTL1	TAD/TADP Series Control Head Only	136.00
	TADSW1	On/Off Non-Lighted, SPDT 20 Amp Switch, for TADCTL1	16.50
	TADSW2	On/Off/On Non-Lighted, SPDT 20 Amp Switch, for TADCTL1	16.50

**FlatLighter™ LED Series**, Dual 400 Series High Intensity 5mm LEDs with Multiple Scan-Lock™ Flash Patterns. Color LEDs with Clear Outer Lens for Stealth Look (For Green, Contact Factory for Price, Availability and Minimum Order Requirements).

	FLLED**	Red and/or Amber	262.00
	FLLED**	1 Red or Amber and 1 White or Blue	335.00
	FLLED**	Blue and/or White	380.00
	43LENS*	400 Series Color Lens for FLLED Series, Customer Installed, Each	14.50

**Slim-Miser™ LED Series**, Dual 5mm LED Panels, Side-by-Side with Scan-Lock™ Flash Patterns, Includes a Cigar Plug with On/Off Switch and California Flash Patterns.

	SMLLAA	Amber/Amber	159.00
	SMLLRR	Red/Red	159.00
	SMLLBR	Red/Blue	159.00
	SMLLBB	Blue/Blue	159.00
††	SMLLBC	Blue/White	159.00
††	SMLLCR	Red/White	159.00

**SlimLighter™ Super-LED® Series**, Six Super-LEDs (per panel), Includes a Cigar Plug with an On/Off Switch and Scan-Lock™ Flash Patterns, Switch & Swivel Brackets with Suction Cups.

	SLPMM**	Amber, Blue, Red and/or White	403.00
††	SLPBKT1	Bail Mounting Bracket for Rear Deck or Headliner Mounting	22.50

**SpitFire™ ION™ Super-LED® Series**, Includes Integral Hood, Two Suction Cups, Cigar Plug with On/Off and a Scan-Lock™ Flash Pattern Switch.

	SFION*	Red, Blue, Amber or White	184.00
††	SFIOND	Split Red/White	184.00
	SFIONJ	Split Red/Blue	184.00
††	SFIONE	Split Blue/White	184.00

#### LED, Halogen, Rotating Beacons - Rota-Beam™ Series

**RB6 Series**, Amber, Blue or Red Only (For Green or Clear, Contact Factory for Price, Availability and Minimum Order Requirements). Consider LED Beacons.

	RB6T*P	Dual Reflector, 60 Watt Halogen, Permanent Mount	181.00
	WMM6K	Optional Magnetic Mount Kit	54.00

**B6LED Series**, Amber, Blue or Red Only (For Green or Clear, Contact Factory for Price, Availability and Minimum Order Requirements).

	B6MM**P	Super-LED® Beacon with Polished Base, Upper Section & Directional Linear Super-LED® Lighthead in Lower Section, Red, Blue and/or Amber	1120.00
--	---------	--	---------

**B6T Series**, Amber, Blue or Red Only (For Green or Clear, Contact Factory for Price, Availability and Minimum Order Requirements).

	B6TM**1P	RB6T Rotating Beacon with Polished Base, Upper Section & Directional Linear-LED® in Lower Section, Red, Blue and/or Amber	654.00
--	----------	---	--------

**B63 Series**, R316 Super-LED® Beacon with Polished Base, Upper Section & Choice of M7 or 700 Series Directional Super-LED® in Lower Section

	B63M7**	M7 in Lower Section, Red, Blue or Amber, Color Outer Lens	1428.00
	B6370**	700 in Lower Section, Red, Blue or Amber, Color Outer Lens	1397.00

All models are 12 Volt D.C. only unless otherwise noted above. For other voltages contact factory.

\* Replace symbol in model number with letter indicating lens color or LED color desired: **A** = Amber; **B** = Blue; **C** = Clear/White; **R** = Red; **G** = Green

# Replace symbol in model number with letter indicating SPLIT lens or LED color desired: **D** = Red/Clear or White; **E** = Blue/Clear or White; **F** = Amber/Clear or White; **H** White; **J** = Red/Blue; **K** = Red/Amber; **L** = Red/Green; **M** = Blue/Amber **†** (to be discontinued, check availability) **††** (special order, check availability, non-returnable, non-cancelable)

! Indicate length desired: 5 foot, 6 foot, 7 foot or 8 foot \$ Indicates Lower Price



↓ †† - Special Order, Non-Returnable, Non-Cancelable. See "Made-To-Order" Statement on Table of Contents Page of this Price List.

Beacons

**MODEL DESCRIPTION LIST**  
**LED Beacons, Self-Contained**

**L31 Series Super-LED® Beacon, Class 1 High Dome - Cast Aluminum Base**, Includes Scan-Lock™, Hi/Low Power, Cruise and Synchronize Features.

	L31H*F	Amber, Blue, Red or White (Single Color Only) Flat Mount	599.00
	L31HAFCA	Amber, Flat Mount, CA Title 13 Compliant	599.00
††	L31H*F4	Amber, Blue or Red (Single Color Only) Flat Mount, 24 VDC	599.00
	L31H*M	Amber, Blue, Red or White (Single Color Only) Magnetic Mount	631.00
	L31HAMCA	Amber, Magnetic Mount, CA Title 13 Compliant	631.00
	L31H*V	Amber, Blue, Red or White (Single Color Only) Magnetic/Suction Cup Mount	638.00
	L31HAVCA	Amber, Vacuum/Magnetic Mount, CA Title 13 Compliant	638.00
	L31HRFN	Red, Meets NFPA Zone C Upper Requirements, Each	599.00
	MIRROR20	Mirror Mount Bracket for L31 / L32 / L21 / L22 / L50 / L10 Series Beacons	53.00
	BBKT30	Shelf Mount Bracket for L31/L32 Series, Stainless Steel, Mounts to Flat Vertical Surface	53.00
	L360PMKT	Pipe Mount Kit for L31/32 Flat Mount	39.00
	L360BGB	Branch Guard Kit for L31H Series	179.00



**L32 Series Super-LED® Beacon, Class 1 in Amber and Class 2 in Red & Blue, Low Dome - Cast Aluminum Base**, Includes Scan-Lock™, Hi/Low Power, Cruise and Synchronize Features.

	L32L*F	Amber, Blue, Red or White (Single Color Only) Flat Mount	375.00
††	L32L*F4	Amber, Blue or Red (Single Color Only) Flat Mount, 24 VDC	375.00
	L32L*M	Amber, Blue, Red or White (Single Color Only) Magnetic Mount	405.00
	L32L*V	Amber, Blue, Red or White (Single Color Only) Magnetic/Suction Cup Mount	412.00
	MIRROR20	Mirror Mount Bracket for L31 / L32 / L21 / L22 / L50 / L10 Series Beacons	53.00
	BBKT30	Shelf Mount Bracket for L31/L32 Series, Stainless Steel, Mounts to Flat Vertical Surface	53.00
	L360PMKT	Pipe Mount Kit for L31/32 Flat Mount	39.00



**L21 Series Super-LED® Encapsulated Beacon, Class 1, Polycarbonate Base**, Perm Mount Models with Scan-Lock™ Flash Patterns.

	L21H*P	Amber or White, Perm/Pipe/"J" Hook Mount, High Dome	343.00
	L21H*M	Amber or White, Magnetic Mount, High Dome	365.00
	L21H*V	Amber or White, Magnetic/Suction Cup Mount, High Dome	376.00
††	L21H*P4	Amber or White, Perm/Pipe/"J" Hook Mount, High Dome, 24 VDC	343.00
	L21L*P	Amber or White, Perm/Pipe/"J" Hook Mount, Low Dome	343.00
	L21L*M	Amber or White, Magnetic Mount, Low Dome	365.00
	L21L*V	Amber or White, Magnetic/Suction Cup Mount, Low Dome	376.00
††	L21L*P4	Amber or White, Perm/Pipe/"J" Hook Mount, Low Dome, 24 VDC	343.00
	MIRROR20	Mirror Mount Bracket for L31 / L32 / L21 / L22 / L10 Series Beacons	53.00
	BBKT20	Shelf Mount Bracket for L21 / L22 / L10 Series Beacons, Stainless Steel, Mounts to Flat Vertical Surface	53.00
	BGL	Branch Guard for Low Dome for L21 / L22 / L10 Series Beacons	39.00
	BGH	Branch Guard, High Dome for L21 / L22 / L10 Series Beacons	41.00
	MMK	90 Lb. Pull Magnetic Mount Kit, with 8' Straight Cord & Plug for L21 / L22 / L10 Series Beacons	31.50
	LSK	Single Lighted Switch (15 Amp Rated), Mounted on Bracket, Wired and Fused	42.00
	DH2000*	Replacement High Dome for L21 / L22 / L10 Series Beacons	74.00
	DL2000*	Replacement Low Dome for L21 / L22 / L10 Series Beacons	74.00



**L22 Series Super-LED®, Single Color Encapsulated Beacon, Class 2 Amber - Polycarbonate Base**, Includes Scan-Lock™ Flash Patterns.

	L22H*P	Amber, Blue, Red or White, Perm/Pipe Mount, High Dome	198.00
	L22H*M	Amber, Blue, Red or White, Magnetic Mount, High Dome	223.00
	L22H*V	Amber, Blue, Red or White, Magnetic/Suction Cup Mount, High Dome	234.00
††	L22H*P4	Amber, Blue, Red or White, Perm/Pipe Mount, 24 VDC, High Dome	198.00
	L22L*P	Amber, Blue, Red or White, Perm/Pipe Mount, Low Dome	198.00
	L22L*M	Amber, Blue, Red or White (Single Color), Magnetic Mount, Low Dome	223.00
	L22L*V	Amber, Blue, Red or White, Magnetic/Suction Cup Mount, Low Dome	234.00
††	L22L*P4	Amber, Blue, Red or White, Perm/Pipe Mount, 24 VDC, Low Dome	198.00
	MIRROR20	Mirror Mount Bracket for L31 / L32 / L21 / L22 / L50 / L10 Series Beacons	53.00
	BBKT20	Shelf Mount Bracket for L21 / L22 / L10 Series Beacons, Stainless Steel, Mounts to Flat Vertical Surface	53.00
	BGL	Branch Guard for Low Dome for L21 / L22 / L10 Series Beacons	39.00
	BGH	Branch Guard, High Dome for L21 / L22 / L10 Series Beacons	41.00
	MMK	90 Lb. Pull Magnetic Mount Kit, with 8' Straight Cord & Plug for L21 / L22 / L10 Series Beacons	31.50
	LSK	Single Lighted Switch (15 Amp Rated), Mounted on Bracket, Wired and Fused	42.00
	DH2000*	Replacement High Dome for L21 / L22 / L10 Series Beacons	74.00
	DL2000*	Replacement Low Dome for L21 / L22 / L10 Series Beacons	74.00



**L10 Series Super-LED® Beacon, Class 1 Amber**, with Scan-Lock™ Flash Patterns

	L10HAP	Amber, High Dome, Perm/Pipe Hook Mount, 12 VDC	164.00
	L10HCP	Clear, High Dome, Perm/Pipe Mount, 12 VDC	164.00
††	L10HAP4	Amber, High Dome, Perm/Pipe Hook Mount, 24 VDC	164.00
	L10HAM	Amber, High Dome, Magnetic Mount, 12 VDC	182.00

	L10HAV	Amber, High Dome, Magnetic/Suction Mount, 12 VDC	182.00
	L10LAP	Amber, Low Dome, Perm/Pipe Hook Mount, 12 VDC	164.00
	L10LCP	Clear, Low Dome, Perm/Pipe Mount, 12 VDC	164.00
††	L10LAP4	Amber, Low Dome, Perm/Pipe Hook Mount, 24 VDC	164.00
	L10LAM	Amber, Low Dome, Magnetic Mount, 12 VDC	182.00
	L10LAV	Amber, Low Dome, Magnetic/Suction Mount, 12 VDC	182.00
	L10H#P	Amber/White or Amber/Blue Dual Color with Individual Control, Scan-Lock™ Flash Pattern and Synchronize Feature. Perm/Pipe Hook Mount, 12 VDC, High Dome	225.00
	L10L#P	Amber/White or Amber/Blue Dual Color with Individual Control, Scan-Lock™ Flash Pattern and Synchronize Feature. Perm/Pipe Hook Mount, 12 VDC, Low Dome	225.00
	MIRROR20	Mirror Mount Bracket for L31 / L32 / L21 / L22 / L50 / L10 Series Beacons	53.00
	BBKT20	Shelf Mount Bracket for L21 / L22 / L10 Series Beacons, Stainless Steel, Mounts to Flat Vertical Surface	53.00
	BGL	Branch Guard for Low Dome for L21 / L22 / L10 Series Beacons	39.00
	BGH	Branch Guard, High Dome for L21 / L22 / L10 Series Beacons	41.00
	MMK	90 Lb. Pull Magnetic Mount Kit, with 8' Straight Cord & Plug for L21 / L22 / L10 Series Beacons	31.50
	LSK	Single Lighted Switch (15 Amp Rated), Mounted on Bracket, Wired and Fused	42.00
	DH2000*	Replacement High Dome for L21 / L22 / L10 Series Beacons	74.00
	DL2000*	Replacement Low Dome for L21 / L22 / L10 Series Beacons	74.00

#### L51 & L53 Series Super - LED® Beacons

	L51*P	Class 1, Amber or White, Perm/Pipe Mount	342.00
	L51*M	Class 1, Amber or White, Magnetic Mount	359.00
	L53AP	Class 3, Amber, Flat Mount, Single LED Beacon, Scan-Lock™ Flash Patterns including Steady-Burn and Cruise Mode	68.00
	L53AM	Class 3, Amber, Magnetic Mount, Single LED Beacon, Scan-Lock™ Flash Patterns including Steady-Burn and Cruise Mode	84.00
	MIRROR15	Mirror Mount Bracket for L50 Series	55.00

**L41 Series Super-LED® Beacon, 12/24 VDC, Class 1, Cast Aluminum Base, Includes Scan-Lock™, Permanent Mount Models with Hi/Low and Synchronization Feature, Red, Blue, Amber or White**

	L41*P	Perm/Pipe Mount	320.00
	L41*M	Magnetic Mount	341.00
	L41*V	Magnetic/Suction Mount	351.00
	L40BG	Branch Guard for L41 Series Beacons	39.00

**Rota-Beam™ Super-LED® R316 Series Beacon, Class 1 High Dome - Cast Aluminum Base, Includes Scan-Lock™, Hi/Low Power, Cruise and Synchronize Features.**

	R316*F	Amber, Blue, Red or White (Single Color Only) Flat Mount	828.00
	R316*M	Amber, Blue, Red and/or White (Single Color Only) Magnetic Mount	859.00
	R316*V	Amber, Blue, Red or White (Single Color Only) Magnetic/Suction Mount	866.00
	R316**F	Amber, Blue, Red and/or White (Two Color, Split Front/Rear) Flat Mount, Clear Dome	828.00
	R316**M	Amber, Blue, Red and/or White (Two Color, Split Front/Rear) Magnetic Mount, Clear Dome	859.00
	R316**V	Amber, Blue, Red and/or White (Two Color, Split Front/Rear) Magnetic/Suction Mount, Clear Dome	866.00
	RPHOTO	Photocell Option for Hi/Low Power	45.00

**Rota-Beam™ Super-LED® R416 Series Beacon, Class 1 - Cast Aluminum Base, Includes Scan-Lock™, Hi/Low Power, Cruise and Synchronize Features.**

	R416*F	Amber, Blue, Red or White (Single Color Only) Flat Mount	828.00
	R416*M	Amber, Blue, Red or White (Single Color Only) Magnetic Mount	859.00
	R416*V	Amber, Blue, Red or White (Single Color Only) Magnetic/Suction Mount	866.00
	R416**F	Amber, Blue, Red and/or White (Two Color, Split Front/Rear) Flat Mount, Clear Dome	828.00
	R416**M	Amber, Blue, Red or White (Two Color, Split Front/Rear) Magnetic Mount, Clear Dome	859.00
	R416**V	Amber, Blue, Red or White (Two Color, Split Front/Rear) Magnetic/Suction Mount, Clear Dome	866.00
	RPHOTO	Photocell Option for Hi/Low Power	45.00

#### Flashers, Halogen & LED

##### Universal® Halogen & LED Flashers

	UFM8	Eight Outlet Halogen/LED Flasher, 60 Watts per Outlet, 2x2x2x2 Switching, 17 Selectable Flash Patterns	191.00
	ULF44	Four Outlet, Four Outlet LED Flasher, 60 Watts per Outlet, More than 60 Scan-Lock™ Flash Patterns, Allowing for Alternating, Simultaneous and Synchronized Flashing Lightheads	91.00
	AFL530	Certified LED Ambulance Flasher, 5 Outlet, 30 Watts	137.00
	AFM560	Certified Ambulance Flasher, 5 Outlet, 60 Watts	245.00
	AFM1660	Certified Ambulance Flasher, 16 Outlet, 60 Watts	245.00

##### Headlight/Grille, Taillight Flashers & Police Equipment Interface Modules

	SSFPOS	100% Solid-State, Headlight/Grille Light Flasher, 2 Outlet, 160 Watts Per Outlet, 7 Flash Patterns, For Positive Switching Headlights	80.00
	SSFPOS16	100% Solid-State, Headlight and Taillight Flasher, 2 Outlet, 160 Watts Per Outlet, 7 Flash Patterns, For 2007-2017 Chevy Tahoe Police Package Vehicles, Includes Mating Plug, For Positive Switching Headlights	107.00
	SSFFP16	Headlight Flasher with 8 Flash Patterns, Plug and Play for 2016-2017 Ford Interceptor Utility (Requires Ford Option 60A, pre-wire option).	129.00

All models are 12 Volt D.C. only unless otherwise noted above. For other voltages contact factory.

\* Replace symbol in model number with letter indicating lens color or LED color desired: **A** = Amber; **B** = Blue; **C** = Clear/White; **R** = Red; **G** = Green

# Replace symbol in model number with letter indicating SPLIT lens or LED color desired: **D** = Red/Clear or White; **E** = Blue/Clear or White; **F** = Amber/Clear or White; **H** = Green/Clear or White; **J** = Red/Blue; **K** = Red/Amber; **L** = Red/Green; **M** = Blue/Amber † (to be discontinued, check availability) ‡ (special order, check availability, non-returnable, non-cancelable)

! Indicate length desired: 5 foot, 6 foot, 7 foot or 8 foot \$ Indicates Lower Price



↓ †† - Special Order, Non-Returnable, Non-Cancelable. See "Made-To-Order" Statement on Table of Contents Page of this Price List.

**MODEL DESCRIPTION LIST**

UHF2150A	Headlight/Grille Light Flasher with 4 Flash Patterns for Positive or Negative Headlight Switching	71.00
PEIMF13	For 2013-2017 Ford Police Interceptor Sedan or Utility. This module switches the four negative inputs found on the steering wheel switches to positive inputs and has a speed sensor	135.00

**Options for LED Lighthoods**

LEDLOAD	In-line "Load" Resistor Kit to Interface with OEM Turn Signal Circuit	68.00
PROGRAM1	Scan-Lock™ Flash Pattern Programmer	121.00

**Lighthoods, Super-LED®, LED, Halogen & Combination**

Note: In the Model Number the 3rd and 4th Digit are for the LED or Super-LED® Color. The 7th Digit is for the Lens Color.

**0S Square Lens Series, Marker/Clearance, Illumination and Flashing LED, Chrome Housing, Size is 1" Wide x 1-1/2" Long.**

0S*00MCR	Amber or Red Marker/Clearance Light with Clear Lens	29.00
0S*00FCR	Amber or Red with Single Flash and Clear Lens	29.00
0S*00FCR	Blue or White with Single Flash and Clear Lens	40.00
0S*00SCR	Amber or Red Steady-Burn and Clear Lens	29.00
0SB00SCR	Blue Steady-Burn and Clear Lens	40.00
0SC0EDCR	White Illumination Light with Clear Lens	40.00
0AC0EDCR	White Illumination Light with Clear Lens and 45° Angled Chrome-Plated Bezel	42.00

**2" Round 5mm LED Lighthoods, Includes 2.5" Adapter for Customer Supplied 2.5" Grommet, 3" and 3.5" Flange Mount. Other Optional Mounting Kit Purchased Separately (See Optional Mounting Section).**

T0*00M*R	Clearance Light, Amber or Red	36.00
T0CACCCR	Compartment Light, Intensity Level 3	51.00

**Optional Mounting for 2" Round Series**

TFLANGEB	Flange Kit, Surface Mount, Black	8.70
TFLANGEC	Flange Kit, Surface Mount, Chrome	16.50
TGROM2	2" Grommet	7.15

**3" Round Super-LED® Lighthoods, Steady-Burn or Flashing.**

3SC0CDCR	Compartment Light, White	75.00
3S*00F*R	Flashing, Single Pattern, Red, Blue or Amber	75.00
3SBCCDCR	Compartment Light, Combination Blue/White, with Independent Control of Blue and White Light	82.00
3SRCCDCR	Compartment Light, Combination Red/White, with Independent Control of Red and White Light	82.00
3SR0CDRR	Red, Steady-Burn, Nighttime Illumination Lighting	75.00
3FLANGEC	Flange Kit, Surface Mount, Chrome	12.50
3GROMMET	Grommet Mounting Kit	7.15

**3.5" Round Super-LED® Lighthoods with Clear Extended Lens, Scan-Lock™ Flash Patterns and Steady Burn, Requires Mounting Purchased Separately.**

PAR28*	Red, Blue, Amber or White Warning, with Synchronize Feature	186.00
PAR28J	Split Red/Blue Warning, with Synchronize Feature	196.00
†† PAR28D	Split Red/White Warning, with Synchronize Feature	196.00
†† PAR28E	Split Blue/White Warning, with Synchronize Feature	196.00
†† PAR28D*	Combination Interleaved White Super-LED® Driving Light with Red or Blue Warning Light, Clear Outer Lens	241.00
PAR28DJ	Combination Interleaved White Super-LED® Driving Light with Blue over Red Warning Light, Clear Outer Lens	251.00

**4" Round Super-LED® Lighthoods, Scan-Lock™ Flash Patterns (with Phase 1 and Phase 2) and Steady-Burn, Includes Adapter for PAR36 Applications. Requires Optional Mounting Kit Purchased Separately (Except FE/FD Series).**

FEDC06*R	2011-2016 Dodge Durango with Fog Light Package, Fog Light Mount with Extended Lens, Synchronizable, Amber, Blue, Red or White. Not for Use with Projector Fog Lights	194.00
FEDC06JR	2011-2016 Dodge Durango with Fog Light Package, Fog Light Mount with Extended Lens, Synchronizable, Split Red/Blue. Not for Use with Projector Fog Lights	204.00
†† FEDC06DR	2011-2016 Dodge Durango with Fog Light Package, Fog Light Mount with Extended Lens, Synchronizable, Split Red/White. Not for Use with Projector Fog Lights	204.00
†† FEDC06ER	2011-2016 Dodge Durango with Fog Light Package, Fog Light Mount with Extended Lens, Synchronizable, Split Blue/White. Not for Use with Projector Fog Lights	204.00
FDFP11*R	† 2011-2014 Ford Expedition, 2015-2017 Ford Expedition SSV with Round Fog Lights, Combination Interleaved White Super-LED® Driving Light and Color Warning Light, with Clear Extended Lens, Red or Blue	249.00
FDFP11JR	† 2011-2014 Ford Expedition, 2015-2017 Ford Expedition SSV with Round Fog Lights, Combination Interleaved White Super-LED® Driving Light and Blue over Red Warning Light, with Clear Extended Lens	260.00
FEFP11*R	† 2011-2014 Ford Expedition Fog Light Mount with Clear Lens, 2015-2017 Ford Expedition SSV with Round Fog Lights, Synchronizable, Amber, Blue, Red or White	194.00
FEFP11JR	† 2011-2014 Ford Expedition Fog Light Mount with Clear Lens, 2015-2017 Ford Expedition SSV with Round Fog Lights, Synchronizable, Split Red/Blue	204.00
†† FEFP11DR	2011-2014 Ford Expedition Fog Light Mount with Clear Lens, 2015-2017 Ford Expedition SSV with Round Fog Lights, Synchronizable, Split Red/White	204.00
†† FEFP11ER	2011-2014 Ford Expedition Fog Light Mount with Clear Lens, 2015-2017 Ford Expedition SSV with Round Fog Lights, Synchronizable, Split Blue/White	204.00
2F*00Z*R	Flat Lens, Synchronizable, Red, Blue, Amber or White	190.00

Flashers & Lighthoods





††	2E*00Z*R	Extended Lens, Synchronizable, Red, Blue, Amber or White	190.00
	2EJ00ZCR	Extended Lens, Synchronizable, Split Red/Blue	200.00
	2ED00ZCR	Extended Lens, Synchronizable, Split Red/White	200.00
	2EE00ZCR	Extended Lens, Synchronizable, Split Blue/White	200.00

**4" Round 5mm LED Lightheads (DIRECTIONAL)** Requires Optional Mounting Kit Purchased Separately, See Optional Mounting Section.

	20R00XRR	5mm LED, Brake/Tail/Turn, Maximum Intensity	101.00
--	----------	---	--------

**Optional Mounting for 4" Round Series**, Except FEDC06\*R and 4" Round Super-LED®, Unless Specified.

	2FLANGEB	Black Surface Mount Trim Ring Kit (For LED Models Only)	8.70
	2FLANGEC	Chrome Surface Mount Trim Ring Kit (For LED Models Only)	21.50
	2GROMMET	Grommet Mounting Kit (For Super-LED® Models)	7.15

**4" Round, 2G Series Super-LED® 5mm LED Grommet Mount Lightheads**

	2G*00F*R	5mm LED Warning Light with 14 Flash Patterns and Steady-Burn, Red or Amber, Includes Grommet	109.00
	20C0CDCR	Compartment Light, Level 3 Intensity, Optional Mounting Kit Purchased Separately	138.00
	20C0CDCD	Compartment Light, Level 3 Intensity, with Deutsch® Connector, Optional Mounting Kit Purchased Separately	149.00
	2GFLANGC	Optional Surface Mount Chrome-Plated Flange Kit for 2G Series & Compartment Lights	18.50
	2GFLANGB	Optional Surface Mount Black Flange Kit for 2G Series & Compartment Lights	8.70
	2GROMMET	Grommet Mounting Kit for 2G Compartment Lights Only	7.15
	2GBKT1	Optional "L" Bracket, For Use with Grommet Mount Lighthead Only, Each	21.50

**400 Series Linear Super-LED®**

	4V3*	V-Series™, Combination 180° Warning, Take Down and Puddle Light with Scan-Lock™ Warning Flash Patterns, Red, Blue, Amber or White Warning	416.00
	40**5SCR	Amber, Blue, Red and/or White, Six Super-LED® over Six Super-LED® with Individual Controls of Upper and Lower Level. Requires Remote Flasher, Purchased Separately (Not to be used as a Steady-Burn light)	237.00
	40BUV	Super-LED® Back-up Light, Vertical Mount	203.00
	40BUH	Super-LED® Back-up Light, Horizontal Mount	203.00

**400 Series Single Level Super-LED®,** Includes Scan-Lock™ Flash Patterns (with Phase 1 and Phase 2) and Steady-Burn with Synchronize Feature.

	40*02Z*R	Amber, Blue, Red or White	137.00
--	----------	---------------------------	--------

**400 Series 5mm LED Brake/Tail/Turn, Turn & Back Up**, Color LEDs with Color Outer Lens. Requires Optional Mounting Kit Purchased Separately (See Optional Mounting Section).

	40BTT	LED, Brake/Tail/Turn with 2 Flash Patterns	132.00
	40A00AAR	LED, Turn Light Amber	132.00
	40C00VCR	LED, Interior/Back-up Light, Minimum Intensity	189.00

**Options for 400 Series**

	4EFLANGE	Chrome-Plated Flange Kit (Not for use with Linear-LED® Super-LED®, Surface Mount 5mm & Single Level Super-LED® Only)	16.50
	4FLANGEB	Black Flange Kit (not for use with Linear-LED® & Super-LED®, Surface Mount 5mm & Single Level Super-LED® Only)	8.70
	4TSMAB	Black Super-LED® Surface Mount Adapter, Linear-LED® & Super-LED® Only	19.00
	4TSMAC	Chrome-Plated Super-LED® Surface Mount Adapter, Linear-LED® & Super-LED® Only	27.00
	4EGRILP	Grille-Master™ Chrome Housing with Swivel Bracket. Not for use with LED/Halogen Combination Models	75.00
	4EGRILB	Grille-Master™ Black Housing with Swivel Bracket. Not for use with LED/Halogen Combination Models	69.00

**500 Series Linear Super-LED® Lightheads**, Color LEDs with Color Outer Lens, Split Color Modules with Clear Outer Lens, Scan-Lock® Flash Patterns, Plus Steady-Burn, and Synchronize Feature. Requires Optional Mounting Kit Purchased Separately (See Optional Mounting Section).

	5V3*	V-Series™, Combination 180° Warning, Take Down and Puddle Light Combination with Scan-Lock™ Warning Flash Patterns, Red, Blue, Amber or White Warning	312.00
	5V1*	Combination 180° and TIR Warning, Single Color with Scan-Lock™ Flash Patterns, Red, Blue, Amber or White with Clear Lens	306.00
	50*02Z*R	Amber, Blue, Red or White, For Horizontal Mounting	178.00
	50**2ZCR	Split Colors, Amber, Blue and/or Red, For Horizontal Mounting	184.00
††	50AC2ZCR	Split Amber/White, For Horizontal Mounting	184.00
††	50BC2ZCR	Split Blue/White, For Horizontal Mounting	184.00
	50CR2ZCR	Split Red/White, For Horizontal Mounting	184.00
††	50CC2ZCR	Split White/White, For Horizontal Mounting	184.00
	5V*02Z*R	Amber, Blue or Red, For Vertical Mounting	178.00
††	50AA2SA2	Cab Mount Lights with Chrome Flange, Vertical Mount (one per side)	218.00
	50A02SA1	Grommet Mount, Includes Grommet, Lights Used on Rear of Trucks (in an array of 7)	197.00

**500 Series TIR6™ Super-LED®,** Color LEDs with Color Outer Lens, Split Color Modules with Clear Outer Lens, Six Super-LED®s (per panel). Scan-Lock™ Flash Patterns, including Steady and Synchronize Feature. Requires Optional Mounting Kit Purchased Separately (See Optional Mounting Section).

	50*03Z*R	Amber, Blue, Red or White	167.00
††	50**3ZCR	Split Colors Amber, Blue, Red or White	173.00
††	50AC3ZCR	Split Amber/White	173.00
††	50BC3ZCR	Split Blue/White	173.00

All models are 12 Volt D.C. only unless otherwise noted above. For other voltages contact factory.

\* Replace symbol in model number with letter indicating lens color or LED color desired: **A** = Amber; **B** = Blue; **C** = Clear/White; **R** = Red; **G** = Green

# Replace symbol in model number with letter indicating SPLIT lens or LED color desired: **D** = Red/Clear or White; **E** = Blue/Clear or White; **F** = Amber/Clear or White; **H** = Green/Clear or White; **J** = Red/Blue; **K** = Red/Amber; **L** = Red/Green; **M** = Blue/Amber † (to be discontinued, check availability) ‡ (special order, check availability, non-returnable, non-cancelable)

! Indicate length desired: 5 foot, 6 foot, 7 foot or 8 foot \$ Indicates Lower Price



Flashers & Lightheads



↓ †† - Special Order, Non-Returnable, Non-Cancelable. See "Made-To-Order" Statement on Table of Contents Page of this Price List.

Flashers &  
Lightheads

MODEL	DESCRIPTION	LIST
†† 50CR3ZCR	Split Red/White	173.00
†† 50CC3ZCR	Split White/White	173.00

**Options for 500 Series** (For all 500 Series Lightheads, Except 5G Surface Mount Models).

5FLANGEB	Black Trim Ring, Kit	9.20
5FLANGEC	Chrome-Plated Trim Ring, Kit	16.50
5FLANGEP	Polished Aluminum Flange	38.50
5GROMMET	Grommet Mount Kit	9.20
5GBKT1	Optional "L" Bracket for use with Grommet Mount Lighthead Only, Each	20.50
5TSMAB	Black Surface Mount Adapter, TIR6™ Super-LED® Only	8.70
5TSMAC	Chrome-Plated Surface Mount Adapter, TIR6™ Super-LED® Only	16.50
5LSMAB	Black Surface Mount Adapter for Linear Super-LED® Only	16.50
5LSMAC	Chrome-Plated Surface Mount Adapter for Linear Super-LED® Only	27.00
5BRUSH	Aluminum Brush Guard, Includes Surface Mount Adapter for TIR6™ Super-LED® Series, 5mm Requires Optional Flange Purchased Separately	28.50
5BKT1	Mounting Bracket for 500 Series Super-LED®, Universal Mounting Bracket	14.50
5GM2LRC	Chrome-Plated Grille Mount for 2015-2017 Freightliner M2 106, Pair	91.00
5IM2LRC	Chrome-Plated Fender Mount for 2015-2017 Freightliner M2 106, Pair	94.00

**5G Series Super-LED® and LED Grommet Mount Lightheads**

5G*00F*R	5mm LED Warning Light, Amber or Red with 14 Flash Patterns	105.00
5GC0CCCR	Compartment Light, White Super-LED® with Clear Lens	81.00
5GC00WCR	5mm LED Back-up Light, White	117.00
5GFLANGC	Optional Surface Mount Chrome-Plated Flange Kit for 5G Series	21.50
5GFLANGB	Optional Surface Mount Black Flange Kit for 5G Series	8.70
5GBKT1	Optional "L" Bracket, For Use with Grommet Mount Lighthead Only, Each	20.50
5GBOXB	Optional 5G Box, Black	59.00

**600 Series Super-LED® Lightheads**, Surface Mount, Color LEDs with Color Outer Lens (Unless Specified). Requires Optional Mounting Kit Purchased Separately (See Optional Mounting Section).

6RB*	Rota-Beam™ Amber, Blue, Red or White, Color Lens	416.00
6RB*C	Rota-Beam™ Amber, Blue or Red, Clear Lens	416.00
60*02S*R	Amber, Blue, Red or White, without Flange, Requires LED Flasher Purchased Separately	194.00
60*02F*R	Amber, Blue, Red or White, Includes Internal Flasher with Flash Patterns, Steady-Burn and Hi/Low Power	194.00
†† 60RA6FCR	1/2 Red, 1/2 Amber, Side-By-Side with Clear Outer Lens with 20 Scan-Lock™ Flash Patterns and Independent On/Off Control of Each Side	239.00
60BR6FCR	1/2 Red, 1/2 Blue, Side-By-Side with Clear Outer Lens with 20 Scan-Lock™ Flash Patterns and Independent On/Off Control of Each Side	239.00
60RC6FCR	1/2 Red, 1/2 White, Side-By-Side with Clear Outer Lens with 20 Scan-Lock™ Flash Patterns and Independent On/Off Control of Each Side	239.00
60C0ELZR	Gradient Opti-Scenelight™, Recess Mount	342.00
6SC0ENZR	Gradient Opti-Scenelight™, Surface Mount	309.00

**600 Series 5mm LED Brake/Tail, Turn, & Back-Up Lightheads**, Surface Mount, Color LEDs with Color Outer Lens. Requires Optional Mounting Kit Purchased Separately (See Optional Mounting Section).


60A00TAR	Amber Turn Signal, Populated Arrow Shape without Flange, with Multiple Flash Patterns	143.00
60BTT	LED, Brake/Tail/Turn with 2 Flash Patterns	195.00
60C00VCR	Interior/Back-up Light, Minimum Intensity	143.00
60C00WCR	Interior/Back-up Light, Maximum Intensity	512.00

**600 Series Snap-In Halogen Lightheads**, Requires Optional Mounting Kit Purchased Separately (See Optional Mounting Section) Consider Applicable 600 or M6 Super-LED® Lightheads.

60F000*R	Without Flange	160.00
60K000XR	26 Degree Opti-Scenelight™, without Flange	168.00
60K000YR	13 Degree Opti-Scenelight™, without Flange	168.00
60J000CR	Back-up Light without Flange	129.00
60X000RR	Brake/Tail/Turn	138.00
60X000TR	Amber Arrow, without Flange	142.00

**Options for 600 Series**

64FKIT	Mounting Kit to Convert 600 Series to Fit in Old-Style 64 Series Hole Cutouts	5.10
6FLANGEB	Black Flange Kit for 600 Series	8.70
6EFLANGE	Chrome-Plated Flange Kit for 600 Series	20.50
6EHDLTMK	Headlight Mounting Kit for AT1 & KD Housing, Includes Bracket & Hardware (Lighthead Purchased Separately)	31.50
PLAST3V	Flange, Chrome-Plated Three Light Vertical (Lightheads Purchased Separately)	165.00
PLAST4V	Flange, Chrome-Plated Four Light Vertical (Lightheads Purchased Separately)	231.00
PLAST4VL	Flange, Chrome-Plated Four Light Vertical, 5mm LED and Super-LED® Only (Lightheads Purchased Separately)	109.00
CAST3	Polished Aluminum Housing for Vertical Mounting, 3 Lamp	245.00
CAST3H	Polished Aluminum Housing for Horizontal Mounting, 3 Lamp	272.00
CAST4V	Polished Aluminum Housing for Vertical Mounting, 4 Lamp	373.00



**700 Series Super-LED® Lightheads**, Surface Mount, Color LEDs with Color Outer Lens (Unless Specified). Requires Optional Mounting Kit Purchased Separately (See Optional Mounting Section).

	70*02S*R	Red, Blue, Amber or White, without Flange, Requires LED Flasher Purchased Separately	194.00
	70*02F*R	Red, Blue, Amber or White, Includes Internal Flasher with Flash Patterns, Steady-Burn and Hi/Low Power	194.00
††	70RA6FCR	1/2 Red, 1/2 Amber, Side By Side with Clear Outer Lens with 20 Scan-Lock™ Flash Patterns and Independent On/Off Control of Each Side	239.00
	70BR6FCR	1/2 Red, 1/2 Blue, Side By Side with Clear Outer Lens with 20 Scan-Lock™ Flash Patterns and Independent On/Off Control of Each Side	239.00
	70RC6FCR	1/2 Red, 1/2 White, Side By Side with Clear Outer Lens with 20 Scan-Lock™ Flash Patterns and Independent On/Off Control of Each Side	239.00
	70C0ELZR	Gradient Opti-Scenelight™, Recess Mount	342.00
	7SC0ENZR	Gradient Opti-Scenelight™, Surface Mount	309.00
	70CREGCS	Ambulance Interior Light, Red/White with Built-In Individual Switches	297.00

**700 Series 5mm LED Brake/Tail/Turn & Back-Up Lightheads**, Surface Mount, Color LEDs with Color Outer Lens. Requires Optional Mounting Kit Purchased Separately (See Optional Mounting Section).

	70BTT	LED, Brake/Tail/Turn with 2 Flash Patterns	167.00
	70C00VCR	Interior/Back-up Light, Minimum Intensity	195.00
	70C00WCR	Interior/Back-up Light, Maximum Intensity	436.00
	70A00TAR	Amber Turn Signal, Sequential Chevron Arrow without Flange with Multi-Flash Pattern	132.00

**700 Series Snap-In Halogen Lightheads**, Requires Optional Mounting Kit Purchased Separately (See Optional Mounting Section). Consider Applicable 700 or M7 Super-LED® Lightheads.

	70F000*R	Without Flange	148.00
	70K000ZR	8-32 Degree Opti-Scenelight™, without Flange	155.00

#### Options for 700 Series

	7FLANGEB	Black Flange Kit	9.20
	7EFLANGE	Chrome-Plated Flange Kit	17.50
	7CAST3	Polished Cast Aluminum Housing, 3 Lamps	228.00
	73FKIT	Mounting Kit to convert 700 Series to fit in Old Style 73 Series Hole Cutouts	6.15
††	7GCV6LRC	Grille Mount Chrome Housing for 2006-2017 Chevy Express Van, Super-LED® & 5mm, Surface Mount, Pair	76.00
	7PT5R	Rear Light Pod for Six 700 Series Lightheads for the 2015-2017 Ford Transit Medium or High Roof, Lightheads Purchased Separately, Freight Surcharge May Apply	560.00
	7PTM5F	Front Light Pod for Six 700 Series Lightheads for the 2015-2017 Ford Transit Medium Roof, Lightheads Purchased Separately, Freight Surcharge May Apply	560.00
	7PTH5F	Front Light Pod for Six 700 Series Lightheads for the 2015-2017 Ford Transit High Roof, Lightheads Purchased Separately, Freight Surcharge May Apply	560.00
	7HTM5FC	Chrome-Plated Housings, Sold in Pairs for Front Driver and Passenger Side of the 2015-2017 Ford Transit Medium Roof, Four 700 Series Lightheads Purchased Separately	282.00
	7HTM5RC	Chrome-Plated Housings, Sold in Pairs for Rear Driver and Passenger Side of the 2015-2017 Ford Transit Medium Roof, Four 700 Series Lightheads Purchased Separately	282.00
	7HTH5FC	Chrome-Plated Housings, Sold in Pairs for Front Driver and Passenger Side of the 2015-2017 Ford Transit High Roof, Four 700 Series Lightheads Purchased Separately	282.00
	7HTH5RC	Chrome-Plated Housings, Sold in Pairs for Rear Driver and Passenger Side of the 2015-2017 Ford Transit High Roof, Four 700 Series Lightheads Purchased Separately	282.00

**810 Series - Relampable Halogen Lightheads**, Surface Mount (Less Cable)

	810CA0ZR	8-32 Degree Halogen Scenelight	242.00
	810TRIM	Chrome-Plated Flange Cover	25.50

**900 Series Super-LED® Lightheads**, Surface Mount (Unless Specified), Color LEDs with Color Outer Lens (Unless Specified). Requires Optional Mounting Flange 90FLANGC & 90FLANGB Purchased Separately.


	90**5S*R	Red, Blue, Amber or White (Single Color Only), without Flange, Requires LED Flasher Purchased Separately	309.00
	90**5F*R	Red, Blue, Amber or White (Single Color Only), Includes Internal Flasher with Flash Patterns, Steady-Burn and Hi/Low Power	309.00
	90RA5FCR	1/2 Red, 1/2 Amber, Over/Under with Clear Outer Lens with Scan-Lock™ Flash Patterns, Independent On/Off Control of Each Level and Hi/Low Power	309.00
	90RB5FCR	1/2 Red, 1/2 Blue, Over/Under with Clear Outer Lens with Scan-Lock™ Flash Patterns, Independent On/Off Control of Each Level and Hi/Low Power	309.00
	90RC5FCR	1/2 Red, 1/2 White, Over/Under with Clear Outer Lens with Scan-Lock™ Flash Patterns, Independent On/Off Control of Each Level and Hi/Low Power	309.00
	9SC0ENZR	Gradient Opti-Scenelight™, Surface Mount, Includes Flange	546.00
	90FLANGB	Black Flange Kit for 900 Series Super-LED® Only	12.50
	90FLANGC	Chrome-Plated Flange Kit for 900 Series Super-LED® Only	25.50

**900 Series 5mm LED Brake/Tail & Turn, Lightheads**, Surface Mount, Color LEDs with Color Outer Lens. Requires Optional Mounting Purchased Separately (See Optional Mounting Section).

	90A00TAR	Turn Signal, Populated Arrow Shape without Flange, with 17 Flash Patterns, Amber, Left/Right Arrow	260.00
	90BTT	LED, Brake/Tail/Turn with 2 Flash Patterns	389.00

**900 Series Snap-In Halogen Lightheads**, Optional Mounting Kit Purchased Separately (See Optional Mounting Section). Consider Applicable 900 or M9 Super-LED® Lightheads.

††	90F000*R	Without Flange	142.00
----	----------	----------------	--------



Flashers & Lightheads




All models are 12 Volt D.C. only unless otherwise noted above. For other voltages contact factory.

\* Replace symbol in model number with letter indicating lens color or LED color desired: A = Amber; B = Blue; C = Clear/White; R = Red; G = Green

# Replace symbol in model number with letter indicating SPLIT lens or LED color desired: D = Red/Clear or White; E = Blue/Clear or White; F = Amber/Clear or White; H = Green/Clear or White; J = Red/Blue; K = Red/Amber; L = Red/Green; M = Blue/Amber † (to be discontinued, check availability) ‡ (special order, check availability, non-returnable, non-cancelable)

! Indicate length desired: 5 foot, 6 foot, 7 foot or 8 foot \$ Indicates Lower Price

↓  - Special Order, Non-Returnable, Non-Cancelable. See "Made-To-Order" Statement on Table of Contents Page of this Price List.

**MODEL DESCRIPTION LIST**

90E000ZR	Gradient Opti-Scenelight™	181.00
90J000CR	27 Watt Back-Up Light, without Flange	130.00

**Options for 900 Series (Except for Super-LED®)**

9FLANGE	Black Flange Kit for 900 Series (Not for Use With 900 Super-LED® Series)	12.50
9EFLANGE	Chrome-Plated Flange Kit for 900 Series (Not for Use With 900 Super-LED® Series)	25.50
97FKIT	Mounting Kit to Convert 900 Series to Fit in Old Style 97 Series Hole Cutouts	7.15

**C6 SurfaceMax™ Series Super-LED® Surface Mount, Color Outer Lens, Unless Specified. Optional Mounting Flange Available. 7-1/2" Long x 5-1/8" High, Protrudes 1-1/2".**

C6L*	<b>NEW</b> Warning, Red, Blue, Amber or White. Internal Flasher with Scan-Lock™ Flash Patterns and Hi/Low	194.00
C6L*C	<b>NEW</b> Warning, Red, Blue, Amber or White with Clear Lens. Internal Flasher with Scan-Lock™ Flash Patterns and Hi/Low	194.00
C6*S	<b>NEW</b> Warning, Red, Blue, Amber or White. Requires LED Flasher Purchased Separately	194.00
C6*SC	<b>NEW</b> Warning, Red, Blue, Amber or White with Clear Lens. Requires LED Flasher Purchased Separately	194.00
C6T	<b>NEW</b> Amber Turn Signal, Sequential Chevron Arrow	143.00
C6TC	<b>NEW</b> Amber Turn Signal Clear Outer Lens, Sequential Chevron Arrow	143.00
C6BTT	<b>NEW</b> LED Brake/Tail/Turn	195.00
C6BTTC	<b>NEW</b> LED Brake/Tail/Turn, Clear Lens	195.00
C6FC	<b>NEW</b> Optional Chrome Flange	20.50
C6FB	<b>NEW</b> Optional Black Flange	8.70

**C7 SurfaceMax™ Series Super-LED® Surface Mount, Color Outer Lens, Unless Specified. Optional Mounting Flange Available. 8-1/4" Long x 4-1/16" High, Protrudes 1-1/2".**

C7L*	<b>NEW</b> Warning, Red, Blue, Amber or White. Internal Flasher with Scan-Lock™ Flash Patterns and Hi/Low	194.00
C7L*C	<b>NEW</b> Warning, Red, Blue, Amber or White with Clear Lens. Internal Flasher with Scan-Lock™ Flash Patterns and Hi/Low	194.00
C7*S	<b>NEW</b> Warning, Red, Blue, Amber or White. Requires LED Flasher Purchased Separately	194.00
C7*SC	<b>NEW</b> Warning, Red, Blue, Amber or White with Clear Lens. Requires LED Flasher Purchased Separately	194.00
C7T	<b>NEW</b> Amber Turn Signal, Sequential Chevron Arrow	132.00
C7TC	<b>NEW</b> Amber Turn Signal Clear Outer Lens, Sequential Chevron Arrow	132.00
C7BTT	<b>NEW</b> LED Brake/Tail/Turn	167.00
C7BTTC	<b>NEW</b> LED Brake/Tail/Turn, Clear Lens	167.00
C7FC	<b>NEW</b> Optional Chrome Flange	17.50
C7FB	<b>NEW</b> Optional Black Flange	9.20

**C9 SurfaceMax™ Series Super-LED® Surface Mount, Color Outer Lens, Unless Specified. Optional Mounting Flange Available. 9-1/8" Long x 8-1/8" High, Protrudes 1-1/2".**

C9L*	<b>NEW</b> Warning, Red, Blue, Amber or White. Internal Flasher with Scan-Lock™ Flash Patterns and Hi/Low	309.00
C9L*C	<b>NEW</b> Warning, Red, Blue, Amber or White with Clear Lens. Internal Flasher with Scan-Lock™ Flash Patterns and Hi/Low	309.00
C9*S	<b>NEW</b> Warning, Red, Blue, Amber or White. Requires LED Flasher Purchased Separately	309.00
C9*SC	<b>NEW</b> Warning, Red, Blue, Amber or White with Clear Lens. Requires LED Flasher Purchased Separately	309.00
C9T	<b>NEW</b> Amber Turn Signal, Sequential Chevron Arrow	260.00
C9TC	<b>NEW</b> Amber Turn Signal Clear Outer Lens, Sequential Chevron Arrow	260.00
C9BTT	<b>NEW</b> LED Brake/Tail/Turn	389.00
C9BTTC	<b>NEW</b> LED Brake/Tail/Turn, Clear Lens	389.00
C9FC	<b>NEW</b> Optional Chrome Flange	25.50
C9FB	<b>NEW</b> Optional Black Flange	12.50

**Fluorescent Plus™ Series Super-LED® Compartment Tube Lighting, Includes Both "C" Clip and "P" Clip Mounting.**

F09PC	9", Non-Frosted Lens	90.00
F18PC	18", Non-Frosted Lens	131.00
F27PC	27", Non-Frosted Lens	174.00
F36PC	36", Non-Frosted Lens	229.00
F45PC	45", Non-Frosted Lens	281.00
F54PC	54", Non-Frosted Lens	346.00
F63PC	63", Non-Frosted Lens	399.00

**Interior Light, 6" Round, Low Profile, Surface Mount Super-LED® Interior Light**

60C0EHCR	Super-LED® Ambulance Interior Light. 6" Round Surface Mount	204.00
60C0EJCS	6 Diode Interior Light, White, Includes Switch	185.00
60CREGCS	12 Diode Interior Light, Split Red/White, 6" Round Surface Mount, Includes Switches	204.00
60CBEGCS	12 Diode Interior Light, Split White/Blue, 6" Round Surface Mount, Includes Switches	204.00

**Interior Light, 8" Round, Super-LED® Ambulance Interior Lighthead**

80C0EHCR	Super-LED® Ambulance Interior Light. Fits Industry Standard 8" Cutout	168.00
80C00EZR	Super-LED® Ambulance Interior Light. Fits Industry Standard 8" Cutout, No Mounting Hardware Required, Chrome Housing	168.00

Flashers & Lightheads





8WC00EZR	Super-LED® Ambulance Interior Light. Fits Industry Standard 8" Cutout, No Mounting Hardware Required, White Housing	157.00
80CBEHCR	9 Diode, Super-LED® Interior Light, 6 White with Hi/Low and 3 Blue	332.00
80CREHCR	9 Diode, Super-LED® Interior Light, 6 White with Hi/Low and 3 Red	332.00

#### Interior Lights (Less Cable)

70CREGCS	Ambulance Interior Light, Red/White with Built-In Individual Switches	297.00
86CE1	12 Diode, Super-LED® 8" x 6" Interior Light, White	428.00
CL25C	Round Compartment Light, Clear, 25 Watt Halogen, Surface Mount	77.00

**ION™ Series Super-LED® Universal Light**, Includes Universal Mount, Scan-Lock™ Flash Patterns and a 4-Wire Pigtail. (For Chrome or White Housings, Contact Factory for Price, Availability and Minimum Order Requirements).

ION*	Red, Blue, Amber or White, Black Housing	180.00
ION#	Split Color, Clear Lens, Amber/Blue, Amber/White, Red/Blue or Red/White Only, Black Housing	180.00
XON*	Red, Blue, Amber or White, Black Housing with Smoked Lens	190.00
XON#	Split Color, Amber/Blue, Red/Blue & Red/White Only, Black Housing with Smoked Lens	190.00

**ION™ Surface Mount Series Super-LED®**, Includes Scan-Lock™ Flash Patterns and a 4-Wire Pigtail. (For Chrome or White Housings, Contact Factory for Price, Availability and Minimum Order Requirements).

IONSM*	Red, Blue, Amber or White, Black Housing	180.00
IONSM#	Split Color, Clear Lens, Amber/Blue, Amber/White, Red/Blue or Red/White Only, Black Housing	180.00
XONSM*	Red, Blue, Amber or White, Black Housing with Smoked Lens	190.00
XONSM#	Split Amber/Blue, Red/Blue or Red/White, Black Housing with Smoked Lens	190.00

**ION™ DUO™ Series Linear-LED® Universal Light**, Includes Universal Mount, Scan-Lock™ Flash Patterns and a 5-Wire Pigtail. (For Chrome or White Housings, Contact Factory for Price, Availability and Minimum Order Requirements).

I2#	Red/Blue, Amber/White, Blue/White, Red/White or Blue/Amber Only, Individual Control of each Color, Black Housing	203.00
XI2#	Red/Blue, Amber/White, Blue/White, Red/White or Blue/Amber Only, Individual Control of each Color, Black Housing with Smoked Lens	214.00

**ION™ DUO™ Surface Mount Series Linear-LED®**, Scan-Lock™ Flash Patterns and a 5-Wire Pig Tail. (For Chrome or White Housings, Contact Factory for Price, Availability and Minimum Order Requirements)

I2SM#	Red/Blue, Amber/White, Blue/White, Red/White or Blue/Amber Only, Individual Control of each Color, Black Housing	203.00
XI2SM#	Red/Blue, Amber/White, Blue/White, Red/White or Blue/Amber Only, Individual Control of each Color, Black Housing with Smoked Lens	214.00

**ION™ TRIO™ Series Linear-LED® Universal Light**, Universal Light, Includes Universal Mount, Scan-Lock™ Flash Patterns and a 6-Wire Pigtail. (For Chrome or White Housings, Contact Factory for Price, Availability and Minimum Order Requirements).

I3JC	Red/Blue/White, Individual Control of each Color, Black Housing	234.00
I3JA	Red/Blue/Amber, Individual Control of each Color, Black Housing	234.00
I3KC	Red/Amber/White, Individual Control of each Color, Black Housing	234.00
I3MC	Blue/Amber/White, Individual Control of each Color, Black Housing	234.00
XI3JC	Red/Blue/White, Individual Control of each Color, Black Housing with Smoked Lens	244.00
XI3JA	Red/Blue/Amber, Individual Control of each Color, Black Housing with Smoked Lens	244.00
XI3KC	Red/Amber/White, Individual Control of each Color, Black Housing with Smoked Lens	244.00
XI3MC	Blue/Amber/White, Individual Control of each Color, Black Housing with Smoked Lens	244.00

**ION™ TRIO™ Surface Mount Series Linear-LED®**, Scan-Lock™ Flash Patterns and a 6-Wire Pig Tail. (For Chrome or White Housings, Contact Factory for Price, Availability and Minimum Order Requirements)

I3SMJC	Red/Blue/White, Individual Control of each Color, Black Housing	234.00
I3SMJA	Red/Blue/Amber, Individual Control of each Color, Black Housing	234.00
I3SMKC	Red/Amber/White, Individual Control of each Color, Black Housing	234.00
I3SMMC	Blue/Amber/White, Individual Control of each Color, Black Housing	234.00
XI3SMJC	Red/Blue/White, Individual Control of each Color, Black Housing with Smoked Lens	244.00
XI3SMJA	Red/Blue/Amber, Individual Control of each Color, Black Housing with Smoked Lens	244.00
XI3SMKC	Red/Amber/White, Individual Control of each Color, Black Housing with Smoked Lens	244.00
XI3SMMC	Blue/Amber/White, Individual Control of each Color, Black Housing with Smoked Lens	244.00

**ION™ Wide Angle Series Super-LED® Universal Light**, Includes Universal Mount, Scan-Lock Flash Patterns and a 4-Wire Pigtail. (For Chrome or White Housings, Contact Factory for Price, Availability and Minimum Order Requirements).

WION*	Wide Angle, Red, Blue, Amber or White, Black Housing	180.00
WION#	Wide Angle, Split Color, Clear Lens, Amber/Blue, Amber/White, Red/Blue or Red/White Only, Black Housing	180.00
WXON*	Wide Angle, Red, Blue, Amber or White, Black Housing with Smoked Lens	190.00
WXON#	Wide Angle, Split Color, Amber/Blue, Amber/White, Red/Blue or Red/White Only, Black Housing with Smoked Lens	190.00

**ION™ Wide Angle Surface Mount Series Super-LED®**, Includes Scan-Lock Flash Patterns and a 4-Wire Pigtail. (For Chrome or White Housings, Contact Factory for Price, Availability and Minimum Order Requirements).


WIONSM*	Wide Angle, Red, Blue, Amber or White, Black Housing	180.00
WIONSM#	Wide Angle, Split Color, Clear Lens, Amber/Blue, Amber/White, Red/Blue or Red/White Only, Black Housing	180.00
WXONSM*	Wide Angle, Red, Blue, Amber or White, Black Housing with Smoked Lens	190.00
WXONSM#	Wide Angle, Split Color, Amber/Blue, Red/Blue or Red/White Only, Black Housing with Smoked Lens	190.00

**ION™ V-Series™ Super-LED® Universal Light**, 180° Warning, Take Down and Puddle Light

IONV3*	Universal Mount ION™ with Combination 180° Warning, Take Down and Puddle Light, Red, Blue, Amber or White Warning, Black Housing.	271.00
--------	---	--------

All models are 12 Volt D.C. only unless otherwise noted above. For other voltages contact factory.

\* Replace symbol in model number with letter indicating lens color or LED color desired: **A** = Amber; **B** = Blue; **C** = Clear/White; **R** = Red; **G** = Green


# Replace symbol in model number with letter indicating SPLIT lens or LED color desired: **D** = Red/Clear or White; **E** = Blue/Clear or White; **F** = Amber/Clear or White; **H** White, **J** = Red/Amber; **K** = Red/Amber; **L** = Red/Green; **M** = Blue/Amber † (to be discontinued, check availability)  (special order, check availability, non-returnable, non-cancelable)

! Indicate length desired: 5 foot, 6 foot, 7 foot or 8 foot \$ Indicates Lower Price



Flashers & Lighthead



↓  - Special Order, Non-Returnable, Non-Cancelable. See "Made-To-Order" Statement on Table of Contents Page of this Price List.

MODEL	DESCRIPTION	LIST
-------	-------------	------

IONV3*W	Universal Mount ION™ with Combination 180° Warning, Take Down and Puddle Light, Red, Blue, Amber or White Warning, White Housing.	271.00
IONV1*	Universal Mount ION™, with Combination 180° and TIR Warning, Single Color, Red, Blue, Amber or White, Black Housing	266.00
IONV1*W	Universal Mount ION™, with Combination 180° and TIR Warning, Single Color, Red, Blue, Amber or White, White Housing	266.00
XONV3*	Universal Mount ION™ with Combination 180° Warning, Take Down and Puddle Light, Red, Blue, Amber or White Warning, Black Housing with Smoked Lens	281.00
XONV1*	Universal Mount ION™, with Combination 180° and TIR Warning, Single Color, Red, Blue, Amber or White, Black Housing with Smoked Lens	276.00

**ION™ V-Series™ Super-LED® Surface Mount Lighthead, 180° Warning, Take Down and Puddle Light**

IONSV3*	Surface Mount ION™ with Combination 180° Warning, Take Down and Puddle Light, Red, Blue, Amber or White Warning, Black Housing.	271.00
IONSV3*W	Surface Mount ION™ with Combination 180° Warning, Take Down and Puddle Light, Red, Blue, Amber, or White Warning, White Housing	271.00
IONSV3*C	Surface Mount ION™ with Combination 180° Warning, Take Down and Puddle Light, Red, Blue, Amber or White Warning, Chrome Housing	291.00
IONSV1*	Surface Mount ION™, with Combination 180° and TIR Warning, Single Color, Red, Blue, Amber or White, Black Housing	266.00
IONSV1*W	Surface Mount ION™, with Combination 180° and TIR Warning, Single Color, Red, Blue, Amber or White, White Housing	266.00
IONSV1*C	Surface Mount ION™, with Combination 180° and TIR Warning, Single Color, Red, Blue, Amber or White, Chrome Housing	286.00
XONSV3*	Surface Mount ION™ with Combination 180° Warning, Take Down and Puddle Light, Red, Blue, Amber or White Warning, Black Housing with Smoked Lens	281.00
XONSV1*	Surface Mount ION™, with Combination 180° and TIR Warning, Single Color, Red, Blue, Amber or White, Black Housing with Smoked Lens	276.00

**Options for ION™, ION™ Wide Angle and ION™ V-Series™ Universal Lights,** (For Chrome or White Housings, Contact Factory for Price, Availability and Minimum Order Requirements).

IONK1B	Optional Swivel Mount Bracket, Black	32.50
IONGROM	Grommet Mount Kit	7.15
IONPEDB	Pedestal Mount Kit, Black	69.00
IONBKT1	Optional Universal License Plate Bracket for 2 ION™ Lighthead, Horizontal Mount. Not for Use with ION™ V-Series™	32.50
IONBKT2	Optional Rear Hatch Mounting Brackets (pair) for 2013-2017 Ford Police Interceptor Utility, Requires Six ION™ Series Lighthead Purchased Separately.	74.00
IONBKT4	Optional Rear Hatch Brackets (pair) for 2013-2017 Ford Police Interceptor Utility, Requires Two ION™ Series Lighthead Purchased Separately	25.50
IONBKT5	Universal Mount, Reversed, allows access to mounting screws without removing the light	12.50
IONBKT6	Optional Rear Hatch Mounting Brackets (pair) for 2015-2017 Chevy Tahoe, Requires Two ION™ Series Lighthead purchased Separately	46.00
IONBKT7	Optional Grille Mount Brackets (pair) for 2015-2016 Chevy Tahoe, Requires Four ION™ Series Lighthead Purchased Separately	29.00

**ION™ T-Series™ Linear Super-LED®,** Surface Mount Lighthead, Includes Clear Lens, Black Flange and Scan-Lock™ Flash Patterns, (Replaces TION Series Lighthead).

TLI*	\$ Red, Blue, Amber or White	135.00
TLI#	\$ Split Color, Amber/Blue, Amber/White, Blue/White, Red/Blue or Red/White Only	135.00
TLI2#	\$ DUO™ Color, Amber/Blue, Amber/White, Blue/White, Red/Blue or Red/White Only	157.00
TLI*X	\$ Red, Blue, Amber or White with Smoked Lens	145.00
TLI#X	\$ Split Color, Amber/Blue, Amber/White, Blue/White, Red/Blue or Red/White Only with Smoked Lens	145.00
TLI2#X	\$ DUO™ Color, Amber/Blue, Amber/White, Blue/White, Red/Blue or Red/White Only with Smoked Lens	167.00
TIONFC	Flange, Chrome	16.50
TIONBKT1	Optional Universal "L" Mounting Bracket for One TLI™ Lighthead	12.50
TIONBKT2	Optional Universal Adjustable License Plate Bracket for Two TLI™ Lighthead	32.50
TIONBKT3	Optional Universal "L" Mounting Bracket for Two TLI™ Lighthead	20.00
TIONBKT4	Optional Universal Over/Under "L" Mounting Bracket for Two TLI™ Lighthead	20.00

**M2 Series Super-LED® Surface Mount,** Color Outer Lens, Unless Specified. Optional Mounting Flange. 3-5/8" Long x 2-1/8" High x Protrudes 1"

M2*	Warning, Red, Blue, Amber or White	174.00
M2*C	Warning, Red, Blue or Amber with Clear Lens	174.00
M2#	Warning, Split Color with Clear Lens, Red/Amber, Red/White, Red/Blue or Amber/White Only	179.00
M2FC	Flange, Chrome	16.50
M2FB	Flange, Black	9.20
M2GROM	Grommet Mount Kit	8.20
M2PEDB	Pedestal Mount Kit, Black	69.00
M2PEDC	Pedestal Mount Kit, Chrome	75.00



**M2 Wide Angle Series Super-LED® Surface Mount**, Designed to meet NFPA and KKK specifications, Color Outer Lens, Unless Specified. Optional Mounting Flange

M2W*	Warning, Wide Angle, Red, Blue, Amber or White	174.00
M2W*C	Warning, Wide Angle, Red, Blue or Amber, with Clear Lens	174.00
M2W#	Warning, Wide Angle, Split Color with Clear Lens, Red/Amber or Red/Blue Only	179.00
M2FC	Flange, Chrome	16.50
M2FB	Flange, Black	9.20
M2GROM	Grommet Mount Kit	8.20
M2PEDB	Pedestal Mount Kit, Black	69.00
M2PEDC	Pedestal Mount Kit, Chrome	75.00



**M4 Series Linear Super-LED® Surface Mount**, Color Outer Lens, Unless Specified. Optional Mounting Flanges Available. 5-1/2" Long x 3-3/8" High, Protrudes 1-3/8".

M4*	Warning, Red, Blue, Amber or White. Internal Flasher with Flash Patterns and Synchronize Feature	188.00
M4*C	Warning, Red, Blue or Amber with Clear Lens. Internal Flasher with Flash Patterns and Synchronize Feature	188.00
M4#	Split Color with Clear Outer Lens, Side-By-Side, Red/Amber, Red/White, Red/Blue or Amber/White Only. Internal Flasher with Flash Patterns and Synchronize Feature	234.00
M4*S	Red, Blue, Amber or White, Requires LED Flasher Purchased Separately	188.00
M4*CS	Red, Blue, Amber or White with Clear Outer Lens, Requires LED Flasher Purchased Separately	188.00
M4V2*	V-Series™ Combination 180° Warning and Perimeter Light, Scan-Lock™ Flash Patterns with Color Outer Lens Over Warning, Red, Blue or Amber Warning	407.00
M4DW*	Combination Driving/Warning Light, Red or Blue Warning with Scan-Lock™ Flash Patterns, Clear Outer Lens	234.00
M4DWJ	Combination Driving/Warning Light, Red Over Blue Warning with Scan-Lock™ Flash Patterns, Clear Outer Lens	234.00
M4FC	Flange, Chrome	16.50
M4FB	Flange, Black	9.20
M4FC400	Flange, Chrome, Adapts M4 to 400 Series Mounting	22.50
M4BRUSH	Brush Guard, Black	45.00
M4CT15B	Fog Light Mount, For 2015-2017 Chevy Tahoe, Pair, Black	71.00
M4TM15B	Mirror Mount for the 2015-2017 Ford Transit, Pair, Black	71.00
M4TB15B	Front Lower Side Mount for the 2015-2017 Ford Transit, Pair, Black	71.00
M4FF15B	Fog Light Mount, Stainless Steel, For 2015-2017 Ford F-150, Pair, Black	89.00



Flashers & Lightheads


**M6 Series Linear Super-LED® Surface Mount**, Color Outer Lens, Unless Specified. Optional Mounting Flanges Available. 6-3/4" Long x 4-5/16" High, Protrudes 1-3/8".

M6V2*	V-Series™, Combination 180° Warning and Perimeter Light, Scan-Lock™ Flash Patterns with Color Outer Lens Over the Warning Light, Red, Blue or Amber Warning	601.00
M6V2*C	V-Series™, Combination 180° Warning and Perimeter Light, Scan-Lock™ Flash Patterns with Clear Outer Lens over the Warning Light, Red, Blue or Amber Warning	601.00
M6*	Warning, Red, Blue, Amber or White. Internal Flasher with Flash Patterns and Synchronize Feature	229.00
M6*C	Warning, Red, Blue or Amber with Clear Lens. Internal Flasher with Flash Patterns and Synchronize Feature	229.00
M6#	Split Color with Clear Outer Lens, Side-By-Side, Red/Amber, Red/Blue, Red/White or Amber/White Only. Internal Flasher with Flash Patterns and Synchronize Feature	250.00
M6*S	Red, Blue, Amber or White, Requires LED Flasher Purchased Separately	229.00
M6*CS	Red, Blue, Amber or White with Clear Outer Lens, Requires LED Flasher Purchased Separately	229.00
M6BTT	Brake/Tail/Turn	167.00
M6T	Amber Turn Signal, Sequential Chevron Arrow without Flange with Multi-Flash Pattern	145.00
M6BUW	Back-Up Light	223.00
M6ZC	Gradient Scenelight	386.00
M6FC	Flange, Chrome	16.50
M6FB	Flange, Black	9.20
M6P15C	15° Angled Surface Mount Housing, Chrome	80.00
M6P15B	15° Angled Surface Mount Housing, Black	39.00
M6FC600	Flange, Chrome, Adapts M6 to 600 Series Mounting	25.50
M6BRUSH	Brush Guard, Black	45.00
M6HDLMTK	Headlight Mounting Kit for AT1 & KD Housings, Includes Hardware	79.00
M6FCV2	Flange, Chrome, Two Light, Vertical, Lightheads Purchased Separately	113.00
M6FCV3	Flange, Chrome, Three Light, Vertical, Lightheads Purchased Separately	156.00
M6FCV4	Flange, Chrome, Four Light, Vertical, Lightheads Purchased Separately	223.00
M6PTM5F	Front Light Pod for Eight M6 Lightheads for the 2015-2017 Ford Transit Medium Roof, Lightheads Purchased Separately, Freight Surcharge May Apply	560.00
M6PT5R	Rear Light Pods (2 Piece) for Six M6 Lightheads for the 2015-2017 Ford Transit Medium or High Roof, Lightheads Purchased Separately, Freight Surcharge May Apply	560.00
M6PTH5F	Front Light Pod for Eight M6 Series Lightheads for the 2015-2017 Ford Transit High Roof, Lightheads Purchased Separately, Freight Surcharge May Apply	560.00
M6WLENX	Replace Clear Lens with a Smoked Lens, For M6 Warning Models Only	10.50




All models are 12 Volt D.C. only unless otherwise noted above. For other voltages contact factory.

\* Replace symbol in model number with letter indicating lens color or LED color desired: **A** = Amber; **B** = Blue; **C** = Clear/White; **R** = Red; **G** = Green

# Replace symbol in model number with letter indicating SPLIT lens or LED color desired: **D** = Red/Clear or White; **E** = Blue/Clear or White; **F** = Amber/Clear or White; **H** = Green/Clear or White; **J** = Red/Blue; **K** = Red/Amber; **L** = Red/Green; **M** = Blue/Amber † (to be discontinued, check availability)  (special order, check availability, non-returnable, non-cancelable)

! Indicate length desired: 5 foot, 6 foot, 7 foot or 8 foot \$ Indicates Lower Price

↓  - Special Order, Non-Returnable, Non-Cancelable. See "Made-To-Order" Statement on Table of Contents Page of this Price List.

**MODEL DESCRIPTION LIST**  
**M7 Series Linear Super-LED® Surface Mount**, Color Outer Lens, Unless Specified. Optional Mounting Flanges Available. 7-5/8" Long x 3-3/8" High, Protrudes 1-3/8".

M7*	Warning, Red, Blue, Amber or White. Internal Flasher with Flash Patterns and Synchronize Feature	229.00
M7*C	Warning, Red, Blue or Amber with Clear Lens. Internal Flasher with Flash Patterns and Synchronize Feature	229.00
M7#	Split Color with Clear Outer Lens, Side-By-Side, Red/Amber, Red/White, Red/Blue and Amber/White Only. Internal Flasher with Flash Patterns and Synchronize Feature	250.00
M7*S	Red, Blue, Amber or White, Requires LED Flasher Purchased Separately	229.00
M7*CS	Red, Blue, Amber or White with Clear Outer Lens, Requires LED Flasher Purchased Separately	229.00
M7ZC	Gradient Scenelight	229.00
M7FC	Flange, Chrome	16.50
M7FB	Flange, Black	9.20
M7FC700	Flange, Chrome, Adapts M7 to 700 Series Mounting	35.00
M7BRUSH	Brush Guard, Black	45.00
M7BKT1	Optional Universal Mounting Bracket for One Lighthead	19.50
M7WLENX	Replace Clear Lens with a Smoked Lens, For M7 Warning Models Only	10.50





**M9 Series Linear Super-LED® Surface Mount**, Color Outer Lens, Unless Specified. Optional Mounting Flanges Available. 10-3/8" Long x 6-1/2" High, Protrudes 1-3/8".

M9V2*	V-Series™, Combination 180° Warning and Scene Light, Scan-Lock™ Flash Patterns with Color Outer Lens Over the Warning Light, Red, Blue or Amber Warning, Includes Chrome-Plated Flange	903.00
M9V2*C	V-Series™, Combination 180° Warning and Scene Light, Scan-Lock™ Flash Patterns with Clear Outer Lens over the Warning Light, Red, Blue or Amber Warning, Includes Chrome-Plated Flange	903.00
M9*	Warning, Red, Blue, Amber or White. Internal Flasher with Flash Patterns and Synchronize Feature	343.00
M9*C	Warning, Red, Blue or Amber with Clear Lens. Internal Flasher with Flash Patterns and Synchronize Feature	343.00
M9#	Split Color with Clear Outer Lens, Side-By-Side, Red/Amber, Red/Blue & Red/White Only. Internal Flasher with Flash Patterns and Synchronize Feature	343.00
M9*S	Red, Blue, Amber or White, Requires LED Flasher Purchased Separately	343.00
M9*CS	Red, Blue, Amber or White with Clear Outer Lens, Requires LED Flasher Purchased Separately	343.00
M92#	DUO™ Red/Blue, Red/White, Blue/Amber, Blue/White or Amber/White Only, Scan-Lock™ Flash Patterns and Low Power	356.00
M9*CZ	Combination Warning/Scene Light, Scan-Lock™ Flash Patterns, Synchronize Feature and Hi/Low with Clear Outer Lens	343.00
M9JCZ	DUO™ Red/Blue, Combination Warning/Scene Light, Scan-Lock™ Flash Patterns, Synchronize Feature and Hi/Low with Clear Outer Lens	359.00
M9LZC	Scenelight, White, Includes Flange	580.00
M9BTTX	Brake/Tail/Turn	372.00
M9T	Amber Turn	414.00
M9BUW	Back-Up Light	433.00
M9FC	Flange, Chrome	25.50
M9FB	Flange, Black	9.20
M9FC900	Flange, Chrome, Adapts M9 Warning to 900 Series Mounting	46.00
M9FCZ900	Flange Chrome, Adapts M9 Scenelight to 900 Series Mounting	62.00
M9VFC900	Flange, Chrome, Adapts M9V to 900 Series Mounting	46.00
M9BRUSH	Brush Guard, Black	71.00
M9WLENX	<b>NEW</b> Replace Clear Lens with a Smoked Lens, For M9 Warning Models Only	10.50
M9HTM5FC	Chrome-Plated Housings, Sold in Pairs for Front Driver and Passenger Side of the 2015-2017 Ford Transit Medium Roof, Two M9 Series Lightheads Purchased Separately	282.00
M9HTM5RC	Chrome-Plated Housings, Sold in Pairs for Rear Driver and Passenger Side of the 2015-2017 Ford Transit Medium Roof, Two M9 Series Lightheads Purchased Separately	282.00
M9HTH5FC	Chrome-Plated Housings, Sold in Pairs for Front Driver and Passenger Side of the 2015-2017 Ford Transit High Roof, Two M9 Series Lightheads Purchased Separately	282.00
M9HTH5RC	Chrome-Plated Housings, Sold in Pairs for Rear Driver and Passenger Side of the 2015-2017 Ford Transit High Roof, Two M9 Series Lightheads Purchased Separately	282.00



**Micro Freedom® Super-LED® Lighthead Assemblies**, Mirror Mount Bracket Sold Separately (with 20' Cable).

	MCFLD2*	Freedom®, Two Linear Super-LED®s with a Built-in Flasher, 8.2"W x 10"D x 3.5"H, Blue, Red and/or Amber	771.00
	MCSLED2*	Micro LFL Liberty™, Two Linear Super-LED®s with Built-in Flasher, 9.5" L x 12" D x 2.5" H, Blue, Red and/or Amber	663.00

**Micron™ Series Super-LED® Lighthead**, Includes Scan-Lock™ Flash Patterns, and a 4-Wire Pigtail.

	MCRNS*	Surface Mount, Red, Blue, Amber or White, Black Flange	156.00
	MCRNS#	Surface Mount, Split Color, Clear Lens, Red/Amber, Amber/White, Red/Blue or Red/White Only, Black Flange	162.00
	MCRNS*X	Surface Mount, Red, Blue, Amber or White, Black Flange with Smoked Lens	166.00
	MCRNS#X	Surface Mount, Split Color, Red/Amber, Amber/White, Red/Blue or Red/White Only, Black Flange with Smoked Lens	172.00





MCRNSC*	Surface Mount, Red, Blue, Amber or White, Chrome Flange	177.00
MCRNSC#	Surface Mount, Split Color, Red/Amber, Amber/White, Red/Blue or Red/White Only, Chrome Flange	182.00
MCRNT*	Stud Mount, Red, Blue, Amber or White	156.00
MCRNT#	Stud Mount, Split Color, Red/Amber, Amber/White, Blue/Amber, Red/Blue or Red/White Only	162.00
MCRNT*X	Stud Mount, Red, Blue, Amber or White, with Smoked Lens	166.00
MCRNT#X	Stud Mount, Split Color, Red/Amber, Amber/White, Red/Blue or Red/White Only, with Smoked Lens	172.00
MCRNB1	"L" Angle Mounting Bracket, Black	12.50
MCRNB2	Optional Universal License Plate Bracket for Two MCRNS Lightheads, Horizontal Mount	32.50

**Mirror-Beam™ Mirror Mounted Super-LED® Series Lightheads**, Includes 15' Cable with AMP Connectors, Textured Black Finish, Sold in Pairs. Available in Blue, Red and/or Amber. For White Super-LEDs®, Contact Factory for Pricing.

MBCT15**	Chevy Tahoe and Suburban 1500, 2015-2017	395.00
MXCT15**	Chevy Tahoe and Suburban 1500, 2015-2017 with Smoked Lens	416.00
MBCT15JJ	Chevy Tahoe and Suburban 1500, 2015-2017, Two Split Red/Blue Lightheads	395.00
MXCT15JJ	Chevy Tahoe and Suburban 1500, 2015-2017, Two Split Red/Blue Lightheads with Smoked Lens	416.00
MBDC11**	Dodge Charger, 2011-2017	395.00
MBDC11JJ	Dodge Charger, 2011-2017, Two Split Red/Blue Lightheads	395.00
MXDC11**	Dodge Charger, 2011-2017 with Smoked Lens	416.00
MXDC11JJ	Dodge Charger, 2011-2017, Two Split Red/Blue Lightheads with Smoked Lens	416.00
MBFT11**	Ford Police Interceptor, 2013-2017	395.00
MBFT11JJ	Ford Police Interceptor, 2013-2017, Two Split Red/Blue Lightheads	395.00
MXFT11**	Ford Police Interceptor, 2013-2017 with Smoked Lens	416.00
MXFT11JJ	Ford Police Interceptor, 2013-2017, Two Split Red/Blue Lightheads with Smoked Lens	416.00
MBFX11**	Ford Police Interceptor Utility, 2013-2017	395.00
MBFX11JJ	Ford Police Interceptor Utility, 2013-2017, Two Split Red/Blue Lightheads	395.00
MXFX11**	Ford Police Interceptor Utility, 2013-2017 with Smoked Lens	416.00
MXFX11JJ	Ford Police Interceptor Utility, 2013-2017, Two Split Red/Blue Lightheads with Smoked Lens	416.00

**Mirror-Beam™ ION™ V-Series™ Mirror Mounted Super-LED® Series Lightheads**, Includes 15' Cable, Textured Black Finish, Sold in Pairs. Available in Red, Blue, Amber and/or White.

VMCT15**	Chevy Tahoe and Suburban 1500, 2015-2017	577.00
VXCT15**	Chevy Tahoe and Suburban 1500, 2015-2017 with Smoked Lens	598.00
VMDC11**	Dodge Charger, 2011-2017	577.00
VXDC11**	Dodge Charger, 2011-2017 with Smoked Lens	598.00
VMFT11**	Ford Police Interceptor, 2013-2017	577.00
VXFT11**	Ford Police Interceptor, 2013-2017 with Smoked Lens	598.00
VMFX11**	Ford Police Interceptor Utility, 2013-2017	577.00
VXFX11**	Ford Police Interceptor Utility, 2013-2017 with Smoked Lens	598.00

#### **Pan & Tilt™ Super-LED® Spotlight**

PT360P	Permanent Mount with Wired Control	1015.00
PT360PW	Permanent Mount with Wireless Control	1061.00
PT360F	Flange Mount with Wired Control	1015.00
PT360FW	Flange Mount with Wireless Control	1061.00

#### **PAR-36 Super-LED® Floodlights and Spotlights**

P36SLC	PAR-36, 12/24 VDC, Replacement	194.00
P36SLCHG	PAR-36, 12/24 VDC, Combination Spotlight/Floodlight. Includes Rubber Swivel Housing with Stainless Steel Bracket and Hardware	218.00
P36HHS	PAR-36, Super-LED® Hand Held Combination Spotlight/Floodlight, 12/24 VDC, Includes Cigar Cord, On/Off Switch and Magnet	410.00

**PAR-36 Round Super-LED® Work Light**, Cast Aluminum and Includes Pedestal/Swivel Mount, Standard.

3PC0C0CD	White, Intensity Level 3, Deutsch® Connector	359.00
----------	--	--------

**PAR-36 Round Super-LED® Work Light with Pedestal/Swivel Mount**, Built-in On/Off Switch and Removable "T" Handle.


PFBP12	12 Super-LED® Floodlight, Black Housing	442.00
PFBP12C	12 Super-LED® Floodlight, Black Housing with Chrome Rear Cover	453.00
PFBP6	6 Super-LED® Floodlight, Black Housing	376.00
PFBP6C	6 Super-LED® Floodlight, Black Housing with Chrome Rear Cover	386.00
PSBP12	12 Super-LED® Spotlight, Black Housing	442.00
PSBP12C	12 Super-LED® Spotlight, Black Housing with Chrome Rear Cover	453.00
PSBP6	6 Super-LED® Spotlight, Black Housing	376.00
PSBP6C	6 Super-LED® Spotlight, Black Housing with Chrome Rear Cover	386.00

**PAR-36 Round Super-LED® Work Light with Stud/Swivel Mount.**

PFBS12	12 Super-LED® Floodlight, Black Housing	298.00
PFBS12C	12 Super-LED® Floodlight, Black Housing with Chrome Rear Cover	309.00
PFBS6	6 Super-LED® Floodlight, Black Housing	234.00
PFBS6C	6 Super-LED® Floodlight, Black Housing with Chrome Rear Cover	244.00
PSBS12	12 Super-LED® Spotlight, Black Housing	298.00
PSBS12C	12 Super-LED® Spotlight, Black Housing with Chrome Rear Cover	309.00
PSBS6	6 Super-LED® Spotlight, Black Housing	234.00
PSBS6C	6 Super-LED® Spotlight, Black Housing with Chrome Rear Cover	244.00
PFBS6S	6 Super-LED® Floodlight, Black Housing with Switch	234.00

All models are 12 Volt D.C. only unless otherwise noted above. For other voltages contact factory.

\* Replace symbol in model number with letter indicating lens color or LED color desired: **A** = Amber; **B** = Blue; **C** = Clear/White; **R** = Red; **G** = Green

# Replace symbol in model number with letter indicating SPLIT lens or LED color desired: **D** = Red/Clear or White; **E** = Blue/Clear or White; **F** = Amber/Clear or White; **H** = Green/Clear or White; **J** = Red/Blue; **K** = Red/Amber; **L** = Red/Green; **M** = Blue/Amber † (to be discontinued, check availability)  (special order, check availability, non-returnable, non-cancelable)

! Indicate length desired: 5 foot, 6 foot, 7 foot or 8 foot \$ Indicates Lower Price



Flashers & Lightheads



↓  - Special Order, Non-Returnable, Non-Cancelable. See "Made-To-Order" Statement on Table of Contents Page of this Price List.

**MODEL DESCRIPTION LIST**

PFB512S	12 Super-LED® Floodlight, Black Housing with Switch	298.00
PSBS6S	6 Super-LED® Spotlight, Black Housing with Switch	234.00
PSBS12S	12 Super-LED® Spotlight, Black Housing with Switch	298.00

**PAR-46 Super-LED® Steady-Burn Floodlights, Spotlights and Combination Spotlight and Warning Light**

P46SLC	PAR-46, 12 VDC, Replacement, 2° Spotlight	260.00
P46SLCX	PAR-46, 12 VDC, Replacement, 2° Spotlight, with Smoked Lens	270.00
P46FL*	PAR-46, 12 VDC, Replacement, 8° Spotlight, Red, Blue, Amber or White (Steady-Burn)	260.00
P46FLCX	PAR-46, 12 VDC, Replacement, 8° Spotlight, with Smoked Lens	270.00
P46WL*	PAR-46, 12 VDC, Replacement, 20° High x 60° Wide Floodlight Pattern, Red, Blue, Amber or White (Steady-Burn)	260.00
P46WLCX	PAR-46, 12 VDC, Replacement, 20° High x 60° Wide Floodlight Pattern, with Smoked Lens	270.00
P46SLCHG	PAR-46, Spotlight 12 VDC, Includes Rubber Swivel Housing with Stainless Steel Bracket and Hardware	288.00
P46HHS	PAR-46, Super-LED® Hand Held Spotlight, 12 VDC, Includes Cigar Cord, On/Off Switch and Magnet	486.00
P46S2*	PAR-46, 12 VDC, Replacement, 8° Spotlight with Red or Blue Warning. For Unity® Spotlight Mounting Only. One Wire Control for Spot and Warning	343.00
P46S2X	PAR-46 12 VDC, Replacement, California Steady Red and 8° Spotlight, for Unity® Spotlight Mounting Only. One Wire Control of Steady Red and Spotlight Override	343.00
P46S2X2	PAR-46 12 VDC, Replacement, 8° Spot Light with California Steady Red, for Unity® Spot Light Mounting Only. One Wire Control of Spot light and Steady Red Override	343.00
P46S2*3	PAR-46, 12 VDC, Replacement, 8° Spotlight with Red or Blue Warning. For Unity® Spotlight Mounting. One Wire Color Control for Spot, Warning and Alternate Flash of Spot/Warning	343.00
P46S3*H	PAR-46, 12 VDC, 8° Spotlight with Red or Blue Warning. Includes Rubber Swivel Housing with Stainless Steel Bracket and Hardware. Independent Control of Spotlight and Warning Light with Spot Light Override	371.00

**Perimeter Enhancement Light, Super-LED®, Steady White.**

PELCC	Chrome Flange, White	210.00
PELCB	Black Flange, White	210.00

**Pioneer Micro™ Series, Super-LED® Work/Scene Light, Includes Mounting Bracket and 3 Additional Interchangeable Optic Lenses.**

MPBW	Bail/Stud Mount, White Housing	421.00
MPBB	Bail/Stud Mount, Black Housing	421.00
MPPW	Low Profile Pedestal/Swivel Mount, White Housing	579.00
MPPWCS	Low Profile Pedestal/Swivel Mount, White Housing with Chrome Cover and On/Off Switch	599.00
MPPB	Low Profile Pedestal/Swivel Mount, Black Housing	579.00
MPPBBS	Low Profile Pedestal/Swivel Mount, Black Housing with Black Cover and On/Off Switch	579.00
MPPBCS	Low Profile Pedestal/Swivel Mount, Black Housing with Chrome Cover and On/Off Switch	599.00
MPRW	Straight Recessed Mount, White	516.00
MPRB	Straight Recessed Mount, Black	516.00
MPR15W	15 Degree Recessed Mount, White	516.00
MPR15B	15 Degree Recessed Mount, Black	516.00
NPBKT1	2013-2016 Ford F-250/350 Super Duty Pillar/Hood Mount Bracket for Micro Pioneer™ Bail/Stud Mount or Nano™ Pioneer Bail Mount	79.00
NPBKT2	2015-2017 Ford F-150 Pillar/Hood Mount Bracket for Micro Pioneer™ Bail/Stud Mount or Nano™ Pioneer Bail Mount	109.00

**Pioneer Nano™ NP Series, Includes Bail Mount, Two Interchangeable Lenses (8° and 40° X 20°) and a 6' Harness.**

NP3BW	3-LED, with Bail Mount, White	208.00
NP3BB	3-LED, with Bail Mount, Black	208.00
NP6BW	6-LED, with Bail Mount, White	260.00
NP6BB	6-LED, with Bail Mount, Black	260.00
NPBKT1	2013-2016 Ford F-250/350 Super Duty Pillar/Hood Mount Bracket for Micro Pioneer™ Bail/Stud Mount or Nano™ Pioneer Bail Mount	79.00
NPBKT2	2015-2017 Ford F-150 Pillar/Hood Mount Bracket for Micro Pioneer™ Bail/Stud Mount or Nano™ Pioneer Bail Mount	109.00

**Pioneer™ Series and Pioneer Plus™ Series, White Housing, 12 VDC unless noted, Super-LED® Flood/Spot Lights. Requires Optional Mounting Kit Purchased Separately, Unless Specified. For Black Housing, Add a "B" to the End of the Model Number, Contact Factory for Availability.**

PFA1	Single Panel Pioneer™ Floodlight	640.00
PFA1LP	PFA1 with Low Profile Pedestal/Swivel Mount	796.00
PFH1	<b>NEW</b> Single Panel Pioneer Plus™ Floodlight (Replaces PFP1)	858.00
†† PFP1	Single Panel Pioneer Plus™ Floodlight	858.00
PCH1	<b>NEW</b> Single Panel Pioneer Plus™ Combination Flood/Spot with Proclera™ Silicone Optics (Replaces PFS1)	858.00
†† PFS1	Single Panel Pioneer Plus™ Combination Flood/Spot	858.00
PFH1LP	<b>NEW</b> PFH1 with Low Profile Pedestal/Swivel Mount (Replaces PFP1LP)	1014.00
†† PFP1LP	PFP1 with Low Profile Pedestal/Swivel Mount	1014.00
PFA2	Dual Panel Pioneer™ Floodlight	1121.00
PFH2	<b>NEW</b> Dual Panel Pioneer Plus™ Floodlight (Replaces PFP2)	1497.00

Flashers & Lighthead



††	PFP2	Dual Panel Pioneer Plus™ Floodlight	1497.00
	PSP1	Single Panel Pioneer Plus™ Spotlight, 8°	858.00
	PSP1LP	PSP1 with Low Profile Pedestal/Swivel Mount	1014.00
	PTP1	Single Panel Pioneer Plus™ Spotlight, 2°	858.00
	PTP1LP	PTP1 with Low Profile Pedestal/Swivel Mount	1014.00
	PCH2	<b>NEW</b> Dual Panel Pioneer Plus™ Combination Flood/Spot with Proclera™ Silicone Optics (Replaces PFS2)	1497.00
††	PFS2	Dual Panel Pioneer Plus™ Combination Flood/Spot	1497.00
	PFP1AC	Single Panel Pioneer Plus™ Floodlight, 115 VAC, UL® Listed	1030.00
	PSP1AC	Single Panel Pioneer Plus™, Spot Light, 8°, 115 VAC, UL® Listed	1030.00
	PSP1ALP	PSP1AC with Low Profile Pedestal/Swivel Mount, 115 VAC, UL® Listed	1186.00
	PFP2AC	Dual Panel Pioneer Plus™ Floodlight, 115 VAC, UL® Listed	1787.00
	PCP2AFS	Dual Panel Pioneer Plus™ Combination Flood (Left)/Spotlight (Right), 115 VAC, UL® Listed	1787.00
	PCP2ASF	Dual Panel Pioneer Plus™ Combination Spot (Left)/Floodlight (Right), 115 VAC, UL® Listed	1787.00
	PCP3	Pioneer Plus™ Max Combination Flood and 8° Spotlight	1920.00
	PCP3A	Pioneer Plus™ Max Combination Flood and 8° Spotlight, 115 VAC, UL® Listed	1920.00

**Options for Pioneer™ & Pioneer Plus™ Series.** For Black Housing, Add a "B" to the End of the Model Number, Contact Factory for Availability.

	PBA106U	Universal Bail Mount Bracket (Vertical or Horizontal), White, For Single Pioneer™ (PFA1/PFP1)	101.00
	PBH106U	<b>NEW</b> Universal Bail Mount Bracket (Vertical or Horizontal), White, For Single Pioneer™ PFH1/PCH1	101.00
	PBA206U	Universal Bail Mount Bracket (Vertical or Horizontal), White, For Dual Pioneer™ (PFA2/PFP2)	115.00
	PBH206U	<b>NEW</b> Universal Bail Mount Bracket (Vertical or Horizontal), White, For Dual Pioneer™ PFH2/PCH2	115.00
	PBA103	Semi-Recess Housing with Chrome Flange, Mounts Single Pioneer™ (PFA1/PFP1) Straight or at a 15° Angle	299.00
	PBH103	<b>NEW</b> Semi-Recess Housing with Chrome Flange, Mounts Single Pioneer™ PFH1/PCH1 Straight or at a 15° Angle	299.00
	PBA203	Semi-Recess Housing with Chrome Flange, Mounts Dual Pioneer™ (PFA2/PFP2) Straight or at a 15° Angle	324.00
	PBH203	<b>NEW</b> Semi-Recess Housing with Chrome Flange, Mounts Dual Pioneer™ PFH2/PCH2 Straight or at a 15° Angle	324.00
	PBAINTC	Brow Mount Brackets, Center Mount for International 4300, 4400, 7400 and Terrastar Chassis (Dual Pioneer™ Only)	163.00
	PBHINTC	<b>NEW</b> Brow Mount Brackets, Center Mount for International 4300, 4400, 7400 and Terrastar Chassis PFH2/PCH2 Only	163.00
	PFLASH	Flasher with Steady-Burn Override, Multiple Flash Patterns	109.00

**Pioneer™ and Pioneer Plus™ Series, Includes Handle and Pole/Pedestal Mount Adapter,** (Pole or Pedestal Purchased Separately), White Housing, 12 VDC unless noted, Super-LED® Flood/Spot Lights. For Black Housing, Add a "B" to the End of the Model Number, Contact Factory for Availability.

	PFA1P	Single Panel Pioneer™ with Pole/Pedestal Mount Adapter	884.00
	PFA1P1	Single Panel Pioneer™ with Pole/Pedestal Mount Adapter and On/Off Switch	910.00
	PFH1P	<b>NEW</b> Single Panel Pioneer Plus™ with Pole/Pedestal Mount Adapter (Replaces PFP1P)	1100.00
††	PFP1P	Single Panel Pioneer Plus™ with Pole/Pedestal Mount Adapter	1100.00
	PFH1P1	<b>NEW</b> Single Panel Pioneer Plus™ with Pole/Pedestal Mount Adapter and On/Off Switch (Replaces PFP1P1)	1126.00
††	PFP1P1	Single Panel Pioneer Plus™ with Pole/Pedestal Mount Adapter and On/Off Switch	1126.00
	PFA2P	Dual Panel Pioneer™ with Pole/Pedestal Mount Adapter	1367.00
	PFA2P1	Dual Panel Pioneer™ with Pole/Pedestal Mount Adapter and On/Off Switch	1394.00
	PFH2P	<b>NEW</b> Dual Panel Pioneer Plus™ with Pole/Pedestal Mount Adapter (Replaces PFP2P)	1741.00
††	PFP2P	Dual Panel Pioneer Plus™ with Pole/Pedestal Mount Adapter	1741.00
	PFH2P1	<b>NEW</b> Dual Panel Pioneer Plus™ with Pole/Pedestal Mount Adapter and On/Off Switch (Replaces PFP2P1)	1766.00
††	PFP2P1	Dual Panel Pioneer Plus™ with Pole/Pedestal Mount Adapter and On/Off Switch	1766.00
	PSP1P	Single Panel Pioneer Plus™, 8° Spotlight with Pole/Pedestal Mount Adapter	1100.00
	PSP1P1	Single Panel Pioneer Plus™, 8° Spotlight with Pole/Pedestal Mount Adapter and On/Off Switch	1126.00
	PSP1AP	Single Panel Pioneer Plus™, 8° Spotlight, 115 VAC, UL® Listed with Pole/Pedestal Mount Adapter	1186.00
	PSP1AP1	Single Panel Pioneer Plus™, 8° Spotlight, 115 VAC, UL® Listed with Pole/Pedestal Mount Adapter and On/Off Switch	1213.00
	PCH1P	<b>NEW</b> Single Panel Pioneer™ with Pole/Pedestal Mount Adapter, Combination Flood/Spot with Proclera™ Silicone Optics (Replaces PFS1P)	1100.00
††	PFS1P	Single Panel Pioneer™ with Pole/Pedestal Mount Adapter, Combination Flood/Spot	1100.00
	PCH1P1	<b>NEW</b> Single Panel Pioneer™ with Pole/Pedestal Mount Adapter and On/Off Switch, Combination Flood/Spot with Proclera™ Silicone Optics (Replaces PFS1P1)	1126.00
††	PFS1P1	Single Panel Pioneer™ with Pole/Pedestal Mount Adapter and On/Off Switch, Combination Flood/Spot	1126.00
	PCH2P	<b>NEW</b> Dual Panel Pioneer™ with Pole/Pedestal Mount Adapter, Combination Flood/Spot with Proclera™ Silicone Optics (Replaces PFS2P)	1741.00
††	PFS2P	Dual Panel Pioneer™ with Pole/Pedestal Mount Adapter, Combination Flood/Spot	1741.00

All models are 12 Volt D.C. only unless otherwise noted above. For other voltages contact factory.

\* Replace symbol in model number with letter indicating lens color or LED color desired: **A** = Amber; **B** = Blue; **C** = Clear/White; **R** = Red; **G** = Green

# Replace symbol in model number with letter indicating SPLIT lens or LED color desired: **D** = Red/Clear or White; **E** = Blue/Clear or White; **F** = Amber/Clear or White; **H** = Green/Clear or White; **J** = Red/Amber; **K** = Red/Amber; **L** = Red/Green; **M** = Blue/Amber † (to be discontinued, check availability) ‡ (special order, check availability, non-returnable, non-cancelable)

! Indicate length desired: 5 foot, 6 foot, 7 foot or 8 foot \$ Indicates Lower Price



↓ †† - Special Order, Non-Returnable, Non-Cancelable. See "Made-To-Order" Statement on Table of Contents Page of this Price List.

**MODEL DESCRIPTION LIST**

	PCH2P1	<b>NEW</b> Dual Panel Pioneer™ with Pole/Pedestal Mount Adapter and On/Off Switch, Combination Flood/Spot with Proclera™ Silicone Optics (Replaces PFS2P1)	1766.00
††	PFS2P1	Dual Panel Pioneer™ with Pole/Pedestal Mount Adapter and On/Off Switch, Combination Flood/Spot	1766.00
	PFP1AP	Single Panel Pioneer Plus™, 115 VAC, with Pole/Pedestal Mount Adapter	1273.00
	PFP1AP1	Single Panel Pioneer Plus™, 115 VAC, with Pole/Pedestal Mount Adapter and On/Off Switch	1299.00
	PFP2AP	Dual Panel Pioneer Plus™, 115 VAC, with Pole/Pedestal Mount Adapter	2029.00
	PFP2AP1	Dual Panel Pioneer Plus™, 115 VAC, with Pole/Pedestal Mount Adapter and On/Off Switch	2056.00
	PBAPEDD	Pedestal Mount Kit for Pioneer™ with Pole/Pedestal Mount Adapter	316.00
	PBAPEDDL	Locking Pedestal Mount Kit for Pioneer™ with Pole/Pedestal Mount Adapter	373.00
	PBAPEDA	Pedestal Mount Kit for 115 VAC Pioneer™ with Pole/Pedestal Mount Adapter	316.00
	PBAPEDAL	Locking Pedestal Mount Kit for 115 VAC Pioneer™ with Pole/Pedestal Mount Adapter	373.00
	PCP2AP	Dual Panel Pioneer Plus™ Combination Flood/8° Spotlight, 115 VAC, UL® Listed with Pole/Pedestal Mount Adapter	2056.00
	PCP2AP1	Dual Panel Pioneer Plus™ Combination Flood/8° Spotlight, 115 VAC, UL® Listed with Pole/Pedestal Mount Adapter and On/Off Switch	2056.00
	PCP3P	Pioneer Plus Max™ Combination Flood and 8° Spotlight with Pole/Pedestal Mount Adapter	2076.00
	PCP3P1	Pioneer Plus Max™ Combination Flood and 8° Spotlight with Pole/Pedestal Mount Adapter and On/Off Switch	2103.00
	PCP3AP	Pioneer Plus Max™ Combination Flood and 8° Spotlight, 115 VAC, UL® Listed with Pole/Pedestal Mount Adapter	2076.00
	PCP3AP1	Pioneer Plus Max™ Combination Flood and 8° Spotlight, 115 VAC, UL® Listed with Pole/Pedestal Mount Adapter and On/Off Switch	2103.00

**Pioneer Quad™**, 4 Panel, 115 VAC Floodlight and Combination Flood/Spotlight

	PFP4AWB	Pioneer Quad™, Flood, 115 VAC, UL® Listed with Bail Mount Bracket	2821.00
	PFP4AWP	Pioneer Quad™, Flood, 115 VAC, UL® Listed with Pole/Pedestal Mount Adapter	3278.00
	PFP4AWP1	Pioneer Quad™, Flood, 115 VAC, UL® Listed with Pole/Pedestal Mount Adapter and 1 Switch	3304.00

**Pioneer™ Series & Pioneer Plus™ Series, Lightbar Mount, Super-LED® Flood/Spot Lights**, Includes Permanent Mounting Feet, White Flood/Spot Mounting Bracket and Flasher with Scan-Lock™ Flash Patterns, Including Steady Burn. Factory Installed on Freedom IV Lightbars Only. Lightbar Purchased Separately and May Prevent the Use of Other Options. Freight Surcharge May Apply. For Black Housing, Add a "B" to the End of the Model Number, Contact Factory for Availability.

	PFA1F41	1 Single PFA1 Pioneer™ Center Mounted for 55" and Up, Floodlight	1422.00
	PFA1F42	2 Single PFA1 Pioneer™s with Mounting Brackets for 72" and Up, Floodlight	2279.00
	PFH1F41	<b>NEW</b> 1 Single PFH1 Pioneer™ Center Mounted for 55" and Up, Floodlight (Replaces PFP1F41)	1641.00
††	PFP1F41	1 Single PFP1 Pioneer™ Center Mounted for 55" and Up, Floodlight	1641.00
	PFH1F42	<b>NEW</b> 2 Single PFH1 Pioneer™s with Mounting Brackets for 72" and Up, Floodlight (Replaces PFP1F42)	2719.00
††	PFP1F42	2 Single PFP1 Pioneer™s with Mounting Brackets for 72" and Up, Floodlight	2719.00
	PFA2F41	1 Dual PFA2 Pioneer™ Center Mounted for 55" and Up, Floodlight	1958.00
	PFA2F42	2 Dual PFA2 Pioneer™s with Mounting Brackets for 72" and Up, Floodlight	3458.00
	PFH2F41	<b>NEW</b> 1 Dual PFH2 Pioneer™ Center Mounted for 55" and Up, Floodlight (Replaces PFP2F41)	2333.00
††	PFP2F41	1 Dual PFP2 Pioneer™ Center Mounted for 55" and Up, Floodlight	2333.00
	PCH2F41	<b>NEW</b> 1 Dual PCH2 Pioneer™ Center Mounted for 55" and Up, Combination Flood/Spot with Proclera™ Silicone Optics (Replaces PFS2F41)	2333.00
††	PFS2F41	1 Dual PFS2 Pioneer™ Center Mounted for 55" and Up, Combination Flood/Spot	2333.00
	PFH2F42	<b>NEW</b> 2 Dual PFH2 Pioneer™s with Mounting Brackets for 72" and Up, Floodlight (Replaces PFP2F42)	4209.00
††	PFP2F42	2 Dual PFP2 Pioneer™s with Mounting Brackets for 72" and Up, Floodlight	4209.00
	PCH2F42	<b>NEW</b> 2 Dual PCH2 Pioneer™s with Mounting Brackets for 72" and Up, Combination Flood/Spot with Proclera™ Silicone Optics (Replaces PFS2F42)	4209.00
††	PFS2F42	2 Dual PFS2 Pioneer™s with Mounting Brackets for 72" and Up, Combination Flood/Spot	4209.00
	PCH1F41	<b>NEW</b> 1 Single PCH1 Pioneer™ Center Mount for 55" and Up, Combination Flood/Spot with Proclera™ Silicone Optics (Replaces PFS1F41)	1641.00
††	PFS1F41	1 Single PFS1 Pioneer™ Center Mount for 55" and Up, Combination Flood/Spot	1641.00
	PCH1F42	<b>NEW</b> 2 Single PCH1 Pioneer™s with Mounting Brackets for 72" and Up, Combination Flood/Spot with Proclera™ Silicone Optics (Replaces PFS1F42)	2719.00
††	PFS1F42	2 Single PFS1 Pioneer™s with Mounting Brackets for 72" and Up, Combination Flood/Spot	2719.00

**Pole Assemblies**, For Pole Assemblies, See Separate Pole Assemblies Price List. Freight Surcharge May Apply.

0	For Pole Assemblies, See Separate Pole Assemblies Price List	
---	--	--

**Pioneer Plus™ Surface Mount Single and Dual Flood/Spot Combination**

	PCPSM1C	Single Panel, Combination Flood/Spot, Chrome Flange	832.00
	PCPSM1B	Single Panel, Combination Flood/Spot, Black Flange	832.00
	PCPSM1AC	<b>NEW</b> Single Panel, Combination Flood/Spot, 115 VAC, UL® Listed, Chrome Flange	977.00
	PCPSM1AB	<b>NEW</b> Single Panel, Combination Flood/Spot, 115 VAC, UL® Listed, Black Flange	977.00
	PCPSM2C	Dual Panel, Combination Flood/Spot, Chrome Flange	1612.00
	PCPSM2B	Dual Panel, Combination Flood/Spot, Black Flange	1612.00
	PCPSM2AC	Dual Panel, Combination Flood/Spot, 115 VAC, UL® Listed, Chrome Flange	1902.00
	PCPSM2AB	Dual Panel, Combination Flood/Spot, 115 VAC, UL® Listed, Black Flange	1902.00



**Pioneer SlimLine™ Series**, 12 VDC, Super-LED®. Standard Spotlight includes Interchangeable Flood/Flood Lens and the PSL2 also Includes a Combination Flood/Spot Light Lens.

PSL1B	Single Panel, Bail/Stud Mount, White Housing	421.00
PSL1BB	Single Panel, Bail/Stud Mount, Black Housing	421.00
PSL1P	Single Panel, Low Profile Pedestal/Swivel Mount, White Housing	572.00
PSL1PB	Single Panel, Low Profile Pedestal/Swivel Mount, Black Housing	572.00
PSL1R	Single Panel, Semi-Recessed, Chrome Flange Mount, White Housing	485.00
PSL1RB	Single Panel, Semi-Recessed, Chrome Flange Mount, Black Housing	485.00
PSL1R5	Single Panel, Semi-Recessed 15° Angle Chrome Flange Mount, White Housing	485.00
PSL1R5B	Single Panel, Semi-Recessed 15° Angle Chrome Flange Mount, Black Housing	485.00
PSL2B	Dual Panel, Bail/Stud Mount, White Housing	858.00
PSL2BB	Dual Panel, Bail/Stud Mount, Black Housing	858.00
PSL2P	Dual Panel, Low Profile Pedestal/Swivel Mount, White Housing	1015.00
PSL2PB	Dual Panel, Low Profile Pedestal/Swivel Mount, Black Housing	1015.00
PSL2R	Dual Panel, Semi-Recessed, Chrome Flange Mount, White Housing	858.00
PSL2RB	Dual Panel, Semi-Recessed, Chrome Flange Mount, Black Housing	858.00
PSL2R5	Dual Panel, Semi-Recessed 15° Angle Chrome Flange Mount, White Housing	858.00
PSL2R5B	Dual Panel, Semi-Recessed 15° Angle Chrome Flange Mount, Black Housing	858.00



Flashers &  
Lightheads

**Pioneer SlimLine™ Brow Mount Series**, 12 VDC, Super-LED®. Standard Spotlight includes Interchangeable Flood/Flood and Combination Flood/Spot Lenses.

PSL2	Dual Panel, White Housing, Mounting Purchased Separately	858.00
PSL2BLK	Dual Panel, Black Housing, Mounting Purchased Separately	858.00

**Pioneer LiFe™ Battery Operated Portable Area Light Series**, Includes Intelligent Inductive Charger™ and Floodlight Lens (Interchangeable Spotlight Lens Supplied)

LF35	12 VDC, Rechargeable	1425.00
LF35A	115 - 240 VAC, Rechargeable, with Standard NEMA Plug for U.S.	1525.00
LF35E	240 VAC, Rechargeable, with CEE7 Plug for Europe	1525.00
LF35BASE	Optional Non-Charging Base Only	99.00
LF35CB12	Optional 12 VDC, Charging Base Only	369.00
LF35CBAC	Optional 115 - 240 VAC, Charging Base Only, with Standard NEMA Plug for U.S.	469.00
LF35CBAE	Optional 240 VAC, Charging Base Only, with CEE7 Plug for Europe	469.00



**SideKick™ Super-LED® Fender Lights**, Black Housing, Includes Driver and Passenger Side Housing with ION™ Lightheads. Available in Red, Blue, Amber and/or White.

SK01**	Ford Police Interceptor, 2013-2017	504.00
SK01JJ	Ford Police Interceptor, 2013-2017, Two Split Red/Blue Lightheads	504.00
SK01V3**	Ford Police Interceptor, 2013-2017, V-Series Lighthead with 180° Warning, Take Down and Puddle Light Combination, Red, Blue, Amber or White Warning	682.00
SK01W**	Ford Police Interceptor, 2013-2017, Wide Angle	504.00
SK01WJJ	Ford Police Interceptor, 2013-2017, Two Split Red/Blue Lightheads, Wide Angle	504.00
XK01**	Ford Police Interceptor, 2013-2017 with Smoked Lens	525.00
XK01JJ	Ford Police Interceptor, 2013-2017, Two Split Red/Blue Lightheads with Smoked Lens	525.00
XK01V3**	Ford Police Interceptor, 2013-2017, V-Series Lighthead with 180° Warning, Take Down and Puddle Light Combination, Red, Blue, Amber or White Warning with Smoked Lens	702.00
XK01W**	Ford Police Interceptor, 2013-2017, Wide Angle with Smoked Lens	525.00
XK01WJJ	Ford Police Interceptor, 2013-2017, Two Split Red/Blue Lightheads, Wide Angle with Smoked Lens	525.00



**Strip-Lite™ Super-LED® 5mm LED Series**, Surface Mount, Color LEDs with Color Outer Lens.

PS*00F*R	5mm, Red or Amber, 14 Flash Patterns including Steady-Burn	132.00
PSB00FBR	5mm, Blue, 14 Flash Patterns including Steady-Burn	234.00
PSC00FCR	5mm, White, 14 Flash Patterns including Steady-Burn	357.00
PSR00XRR	5mm, Brake/Tail, with 2 Flash Patterns	140.00
PSRASXCR	5mm, Brake/Tail with Amber Turn Signal	140.00
PSTANK	5mm, Water Tank Status Light, Steady-Burn Green, Blue, Amber & Red LEDs. Requires Customer-Supplied Sensors	237.00
PSC0ADCR	Super-LED® Compartment Light, Intensity Level 2, Frosted Lens	91.00
PSC0CDCR	Super-LED® Compartment Light, Intensity Level 3, Frosted Lens	138.00
PSBKT451	45° Mounting Bracket for 1 Strip-Lite™ Compartment Light	23.50
PSBKT1	Guard for use with or without Single Angle Bracket	34.00



**TIR3™ & LIN3™ Series Super-LED® Lightheads**, Surface Mount, Color Super-LED® with Clear Outer Lens, 3.5" W x 1.1" H x 1.2" D. Includes Black Flange. Scan-Lock™ Flash Patterns including Steady-Burn and Synchronize Feature.

RS*02ZCR	LIN3™, Horizontal Mounting, Red, Blue, Amber or White	98.00
RS*03ZCR	TIR3™, Horizontal Mounting, Red, Blue, Amber or White	98.00
RV*03ZCR	TIR3™, Vertical Mounting, Red, Blue, Amber or White	98.00




**LINZ6™ & LINV2™ V-Series™ Linear Super-LED® Lightheads**, Surface Mount, Color Super-LED® with Clear Outer Lens, 4" W x 2" H x 1-9/16" D, Includes Black Flange. Scan-Lock™ Flash Patterns Including Steady-Burn and Synchronize Feature.

LINV2*	V-Series™, Combination 180° Warning and Puddle Light with Scan-Lock™ Warning Flash Patterns, Red, Blue, Amber or White Warning	235.00
LINSV2*	V-Series™, Combination 180° Warning and Puddle Light with Scan-Lock™ Flash Patterns for Under Surface Mounting, Red, Blue or Amber	245.00



All models are 12 Volt D.C. only unless otherwise noted above. For other voltages contact factory.

\* Replace symbol in model number with letter indicating lens color or LED color desired: **A** = Amber; **B** = Blue; **C** = Clear/White; **R** = Red; **G** = Green

# Replace symbol in model number with letter indicating SPLIT lens or LED color desired: **D** = Red/Clear or White; **E** = Blue/Clear or White; **F** = Amber/Clear or White; **H** = Green/Clear or White; **J** = Red/Blue; **K** = Red/Amber; **L** = Red/Green; **M** = Blue/Amber † (to be discontinued, check availability)  (special order, check availability, non-returnable, non-cancelable)

! Indicate length desired: 5 foot, 6 foot, 7 foot or 8 foot \$ Indicates Lower Price

↓ **††** - Special Order, Non-Returnable, Non-Cancelable. See "Made-To-Order" Statement on Table of Contents Page of this Price List.

**MODEL DESCRIPTION LIST**

LINV2*X	V-Series™, Combination 180° Warning and Puddle Light with Scan-Lock™ Warning Flash Patterns, Red, Blue, Amber or White Warning with Smoked Lens	245.00
LINSV2*X	V-Series™, Combination 180° Warning and Puddle Light with Scan-Lock™ Flash Patterns for Under Surface Mounting, Red, Blue or Amber Warning with Smoked Lens	255.00
LINZ6*	Horizontal Mount, Red, Blue, Amber or White	156.00
LINZ6#	Split Color, Clear Lens, Red/Amber, Amber/White, Red/Blue or Red/White Only, Horizontal Mount	162.00
LINZ61	Horizontal Mount, Amber/Amber Split	163.00
LINZ62	Horizontal Mount, Blue/Blue Split	163.00
LINZ65	Horizontal Mount, Red/Red Split	163.00
<b>Options for TIR3™, LIN3™, LINZ6™ &amp; LINV2™ V-Series™ Linear Series Super-LED®</b>		
RFLANGCD	Optional, Deep, Chrome-Plated Mounting Flange Kit (Not for Use with LINV2™ Series)	16.50
RFLANGEC	Optional Chrome-Plated Mounting Flange Kit	16.50
RFLANGEA	Optional Cast Aluminum Mounting Flange Kit (Not for Use with LINV2™ Series)	29.50
RFLANG2B	Optional Black, Dual Surface Mount Flange Kit for Two Lightheads	14.50
RFLANG2C	Optional Chrome-Plated, Dual Surface Mount Flange Kit for 2 Lightheads	19.50
LINZ6FC	Optional Deep Chrome-Plated Mounting Flange Kit (Not for Use with LINV2™ Series)	16.50
RGROMMET	Grommet Mount Kit	7.15
<b>††</b> L6BKT2	Optional Dodge Charger Trunk Mount Bracket for Two LINZ6™ Lightheads, Pair	22.50
L6BKT3	Optional 46 Degree Push Bumper Bracket, Each	15.50
LSVBKT45	Chevy Tahoe/Suburban, 2015-2017, Under-the-Side View Mirror Mount for two LINSV2™ Series Sold Separately, Pair	24.50
LSVBKT13	Chevy Silverado 1500/2500, 2014-2016, Under-the-Side View Mirror Mount for Two LINSV2™ Series Sold Separately, Pair	24.50
LSVBKT35	Dodge Charger, 2011-2017, Under-the-Side View Mirror Mount for Two LINSV2™ Series Sold Separately, Pair (When Used with Mirror Beam™s, Housing Modification maybe Required)	24.50
LSVBKT44	Dodge Durango, 2013-2016, Under-the-Side View Mirror Mount for Two LINSV2™ Series Sold Separately, Pair	24.50
LSVBKT42	Dodge Ram 1500, 2011-2016, Under-the-Side View Mirror Mount for Two LINSV2™ Series Sold Separately, Pair	24.50
LSVBKT47	Ford F-150, 2015-2017, Under-the-Side View Mirror Mount for Two LINSV2™ Series Sold Separately, Pair	24.50
LSVBKT34	Ford Police Interceptor Utility 2013-2017, Under-the-Side View Mirror Mount for Two LINSV2™ Series Sold Separately, Pair (For use with Ford's Factory Side Marker LED Side View Mirror Option)	24.50
LSVBKT38	Ford Police Interceptor Sedan 2013-2017, Under-the-Side View Mirror Mount for Two LINSV2™ Series Sold Separately, Pair	24.50
RBKT1	Optional "L" Mounting Bracket for 1 Lighthead (Consider Using LIN3™ Mounting Flange when used with LINZ6™, Purchased Separately and Not for Use with RV Series)	12.50
RBKT2	Optional "L" Mounting Bracket for 2 Lightheads (Consider Using LIN3™ Mounting Flange when used with LINZ6™, Purchased Separately and Not for Use with RV Series)	21.50
RBKT4	Optional Swivel Mounting Bracket For 1 TIR3™ or LIN3™	38.00
RBKT6	Optional License Plate Bracket for 2 Lightheads, Horizontal Mount (Consider Using LIN3™ Mounting Flange when used with LINZ6™, Purchased Separately)	23.50
RBKT7	Optional License Plate Bracket for 2 Lightheads, Vertical Mount (Consider Using LIN3™ Mounting Flange when used with LINZ6™, Purchased Separately)	23.50
RBKT10	Optional Trunk Mount Bracket for Dodge Charger, Pair	31.50
RBKT12	Optional 2013-2016 Ford F-250/350/450/550 Above the Rear Taillight Mounting Bracket, Pair (Consider Using LIN3™ Mounting Flange when used with LINZ6™, Purchased Separately)	63.00
RBKT14	Optional 2014-2017 Chevy Silverado 1500 / GMC 1500 Above the Rear Taillight Mounting Bracket, Pair (Consider Using LIN3™ Mounting Flange when used with LINZ6™, Purchased Separately)	63.00
RBKT16	Optional Trunk Mount Bracket for 2013-2017 Ford Police Interceptor Sedan, Pair	31.50
RBKT17	Optional 2014-2017 Dodge Ram Above the Rear Taillight Mounting Bracket, Pair (Consider LIN3™ Mounting Flange, Purchased Separately)	63.00
RBKT18	Optional 2015-2017 Ford F-150 Above the Rear Taillight Mounting Bracket, Pair	63.00
RBKT19	Optional 2015-2017 Ford F-150 Below the Rear Taillight Mounting Bracket, Pair	63.00
RBKTHD1	Harley-Davidson®, 2008-2017 Road King® Side Cowl Mounting Bracket Kit, for use with 1 Lighthead, Stainless Steel, Includes RFLANGEC, Each	19.50
RBKTHD2	Harley-Davidson®, 2008-2017 Road King® Side (Saddle Bag) Crash Bar Mounting Bracket Kit, for use with 2 Lightheads, Stainless Steel, Includes RFLANG2C, Each	33.50
RBKTHD3	Harley-Davidson®, 2008-2017 Road King®, Rear (Saddle Bag) Crash Bar Mounting Bracket Kit, for use with 2 Lightheads, Stainless Steel, Includes RFLANG2C, Each	39.00
<b>††</b> RBKTHD4L	Harley-Davidson®, 2008-2017 Road King®, Under Radio Box Mounting Bracket Kit, for use with 1 Lighthead, Stainless Steel, Includes RFLANGEC, Road Side, Each	19.50
<b>††</b> RBKTHD4R	Harley-Davidson®, 2008-2017 Road King®, Under Radio Box Mounting Bracket Kit, for use with 1 Lighthead, Stainless Steel, Includes RFLANGEC, Curb Side, Each	19.50
<b>††</b> RBKTHD5	Harley-Davidson®, 2008-2017 Road King®, Under Headlight Mounting Bracket Kit, for use with 1 Lighthead, Stainless Steel, Includes RFLANGEC, Each	27.50



††	RBKTHD6	Harley-Davidson®, 2008-2017 Road King®, Passing/Fog Light Mounting Bracket Kit, for use with 1 LINZ6™, LINV2™, TIR3™ or LIN3™ Lighthouse, Stainless Steel, Each	23.50
	RBKTHD7	2014-2017 Harley-Davidson® Electra Glide® Passing/Fog 90° Mount Kit for use with 1 LINZ6™, LINV2™, TIR3™ or LIN3™ Lighthouses, Stainless Steel, Each	28.00
	RBKTHD8	2014-2017 Harley-Davidson® Electra Glide® Passing/Fog 90° and 45° Mount Kit for use with 2 LINZ6™, LINV2™, TIR3™ or LIN3™ Lighthouses, Stainless Steel, Each	45.00

**V23™ Series Super-LED® Surface Mount Lighthouse, Clear Outer Lens, 4-1/4" Long x 2-11/16" High x 1-1/2" Protrusion, with Flange.**

	V23*TPB	Combination 180° Warning, Take-Down and Puddle Light Combination, Red, Blue, Amber or White Warning, Black Flange	282.00
	V23*TPC	Combination 180° Warning, Take-Down and Puddle Light Combination, Red, Blue, Amber or White Warning, Chrome Flange	287.00
	V23*TPBX	Combination 180° Warning, Take-Down and Puddle Light Combination, Red, Blue, Amber or White Warning with Smoked Lens, Black Flange	292.00
	V23*TPCX	Combination 180° Warning, Take-Down and Puddle Light Combination, Red, Blue, Amber or White Warning with Smoked Lens, Chrome Flange	297.00
	V23P20B	20° Angled Surface Mount Housing, Black	20.00
	V23P20C	20° Angled Surface Mount Housing, Chrome	27.00
	V23PEDB	Pedestal Mount Kit, Black	69.00
	V23PEDC	Pedestal Mount Kit, Chrome	75.00

**Vertex™ Super-LED® Light, Single Self-Contained Lighthouse with 25 Scan-Lock™ Flash Patterns, Including Steady-Burn.**

	VTX609*	Omni Directional Lighthouse, Red, Blue, Amber or White, 9' Cable	135.00
	VTX609#	Omni Directional Lighthouse, Split Color, Red, Blue, Amber and/or White, 9' Cable	140.00
	VTXD609*	Directional Lighthouse, Includes Side Emitting Shield, Red, Blue, Amber or White, 9' Cable	135.00
	VTXD609#	Directional Lighthouse, Includes Side Emitting Shield, Split Color, Red, Blue, Amber and/or White, 9' Cable	140.00
	VTX3609*	360° Side Emitter Lighthouse, Red, Blue, Amber or White, 9' Cable	135.00
	VTX3609#	360° Side Emitter Lighthouse, Split Color, Red, Blue, Amber and/or White, 9' Cable	140.00
	VTXFB	Flange Kit, Surface Mount, Black	8.70
	XTX609*	Omni Directional Lighthouse, Red, Blue, Amber or White, 9' Cable with Smoked Lens	145.00
	VTXFC	Flange Kit, Surface Mount, Chrome	16.50
	XTX609#	Omni Directional Lighthouse, Split Color, Red, Blue, Amber and/or White, 9' Cable with Smoked Lens	150.00
	XTXD609*	Directional Lighthouse, Includes Side Emitting Shield, Red, Blue, Amber or White, 9' Cable with Smoked Lens	145.00
	XTXD609#	Directional Lighthouse, Includes Side Emitting Shield, Split Color, Red, Blue, Amber and/or White, 9' Cable with Smoked Lens	150.00

**Vertex™ VHB Series, For Factory Prepped FORD Interceptor Sedans and SUVs with 1" Hole in Headlight and Taillight Assemblies.**

††	VHB609*	Red, Blue, Amber or White, 9' Cable and VHB Tape	135.00
††	VHB609#	Split Color, Red, Blue, Amber and/or White, 9' Cable and VHB Tape	140.00

**DOT Wing Plow Super-LED® Lighthouses**

**Wing Plow Super-LED® Lighthouses, Includes TIR3™ Super-LED® Encapsulated in a Cast Housing and 20' Cable.**

	WPLOW1A	Amber, for use when Wing Plow is in Use	218.00
	WPLOW2A	Amber, for use when Wing Plow is Stowed	218.00
	WPLOW3AA	Includes 1-WPLOW1A and 1-WPLOW2A	402.00

**Wing Plow LINZ6 Super-LED® Lighthouse, Encapsulated in a Cast Housing with 20' Cable**

	WPLOWZ1A	Amber, for use when Wing Plow is in Use	271.00
	WPLOWZ2A	Amber, for use when Wing Plow is Stowed	271.00
	WPLOWZ3A	Includes WPLOWZ1A and WPLOWZ2A	514.00

**DOT3® Super-LED®**

For DOT3® Super-LED® Systems, See Separate DOT3® Price List

For DOT3® Super-LED® Systems, See Separate DOT3® Price List

0	For DOT3® Super-LED® Systems, See Separate DOT3® Price List	
---	---	--

**Motorcycle Warning Products**


"Only the items listed in the Motorcycle Warning sections are recommended for motorcycle use". The use of any other Whelen Equipment is at the sole discretion and risk of the user.

**Motorcycle Warning Products**

	UFM8	Eight Outlet Halogen/LED Flasher, 60 Watts per outlet, 2x2x2x2 Switching, 17 Selectable Flash Patterns	191.00
	RS*03ZCR	TIR3™ Super-LED® with 25 Scan-Lock™ Flash Patterns and Synchronize Feature, For Horizontal Mounting, Red, Blue, Amber or White	98.00
	RV*03ZCR	TIR3™ Super-LED® with 25 Scan-Lock™ Flash Patterns and Synchronize Feature, For Vertical Mounting, Red, Blue, Amber or White	98.00
	RS*02ZCR	LIN3™ with 25 Scan-Lock™ Flash Patterns and Synchronize Feature, For Horizontal Mounting, Red, Blue, Amber or White	98.00
	RFLANGCD	Deep, Chrome-Plated Mounting Flange for TIR3™ and/or LIN3™ Lighthouses	16.50
	RFLANG2B	Black, Dual Surface Mount Flange Kit for Two TIR3™ and/or LIN3™ Lighthouses	14.50
	RFLANG2C	Chrome-Plated, Dual Surface Mount Flange Kit for Two TIR3™ and/or LIN3™ Lighthouses	19.50

All models are 12 Volt D.C. only unless otherwise noted above. For other voltages contact factory.

\* Replace symbol in model number with letter indicating lens color or LED color desired: **A** = Amber; **B** = Blue; **C** = Clear/White; **R** = Red; **G** = Green

# Replace symbol in model number with letter indicating SPLIT lens or LED color desired: **D** = Red/Clear or White; **E** = Blue/Clear or White; **F** = Amber/Clear or White; **H** = Green/Clear or White; **J** = Red/Blue; **K** = Red/Amber; **L** = Red/Green; **M** = Blue/Amber † (to be discontinued, check availability)  (special order, check availability, non-returnable, non-cancelable)

! Indicate length desired: 5 foot, 6 foot, 7 foot or 8 foot \$ Indicates Lower Price



Systems - DOT & Motorcycle



↓ †† - Special Order, Non-Returnable, Non-Cancelable. See "Made-To-Order" Statement on Table of Contents Page of this Price List.

MODEL	DESCRIPTION	LIST
RBKTHD1	Harley-Davidson®, 2008-2017 Road King®, Side Cowl Mounting Bracket Kit, for use with 1 Lighthead, Stainless Steel, Includes RFLANGEC, Each	19.50
RBKTHD2	Harley-Davidson®, 2008-2017 Road King®, Side (Saddle Bag) Crash Bar Mounting Bracket Kit, for use with Two LINZ6™, RS TIR3™s and/or LIN3™s, Stainless Steel, Includes RFLANG2C. Each	33.50
RBKTHD3	Harley-Davidson®, 2008-2017 Road King®, Rear (Saddle Bag) Crash Bar Mounting Bracket Kit, for use with Two LINZ6™, RS TIR3™s and/or LIN3™s, Stainless Steel, Includes RFLANG2C. Each	39.00
RBKTHD3D	Harley Davidson®, 2008-2017 Road King®, Rear (Saddle Bag) Crash Bar Mounting Bracket Kit, for use with 4 TIR3™, LINZ6™ and/or LIN3™ Lightheads, Stainless Steel, Includes 2 RFLANG2C, Each	77.00
†† RBKTHD4L	Harley-Davidson®, 2008-2017 Road King®, Under Radio Box Mounting Bracket Kit (When Used with Whelen® Boxes Only), for use with One LINZ6™, RS TIR3™ or LIN3™, Stainless Steel, Includes RFLANGEC, Road Side, Each	19.50
†† RBKTHD4R	Harley-Davidson®, 2008-2017 Road King®, Under Radio Box Mounting Bracket Kit (When Used with Whelen® Boxes Only), for use with One LINZ6™, RS TIR3™ or LIN3™, Stainless Steel, Includes RFLANGEC, Curb Side, Each	19.50
†† RBKTHD5	Harley-Davidson®, 2008-2017, (FLHP Road King® Only) Under Headlight Mounting Bracket Kit, for use with One LINZ6™, RS TIR3™ or LIN3™, Stainless Steel, Includes RFLANGEC, Each	27.50
†† RBKTHD6	Harley-Davidson®, Road King® 2008-2017, Passing/Fog Light Mounting Bracket Kit, for use with One LINZ6™, RS TIR3™ or LIN3™, Stainless Steel. Each	23.50
RBKTHD7	2014-2017 Harley-Davidson® Electra-Glide® Passing/Fog 90° Mount Kit for use with 1 LINZ6™, LINZV™, TIR3™ or LIN3™ Lightheads, Stainless Steel, Each	28.00
RBKTHD8	2014-2017 Harley-Davidson® Electra-Glide® Passing/Fog 90° and 45° Mount Kit for use with 2 LINZ6™, LINZV™, TIR3™ or LIN3™ Lightheads, Stainless Steel, Each	45.00
RBKTHD9	2014-2017 Harley-Davidson® Rear (Saddle Bag) Crash Bar Mounting Bracket Kit, for use with 2 Lightheads, Stainless Steel, Includes RFLANG2C, Each	40.00
IONHD1R	2014-2017 Harley Davidson® Road King® and Electra-Glide® Surface Mount ION™ Under Radio Box Mount Kit, Black, Curb Side, for use with 1 ION™ or IONV™ Lighthead	24.00
IONHD1L	2014-2017 Harley-Davidson® Electra-Glide® and Road King® Surface Mount ION™ Under Radio Box Mount Kit, Black, Street Side, for use with 1 ION™ or IONV™ Lighthead	24.00
IONHD2FM	<b>NEW</b> 2009-2017 Harley-Davidson® Road King® Fork Mounting Bracket Kit for use with 1 IONV™ Lighthead	24.00
IONHD3FM	<b>NEW</b> 2014-2017 Harley-Davidson® Electra-Glide® Fork Mounting Bracket Kit for use with 1 IONV™ Lighthead	24.00
M2KTHD1	2014-2017 Harley-Davidson® Electra-Glide® and Road King® M2 Series License Plate Bracket, Black, for use with 2 M2 Lightheads	36.00
2F*00Z*R	Flat Lens, Super-LED®, Synchronizable, Red, Blue, Amber or White	190.00
WPA112	Waterproof 100 Watt Siren Amplifier	457.00
WPA1	Full Function Control Head Only, Weather Resistant for WPA Amp, Includes a 7-1/2' Cable, for Handlebar and Surface Mounting (Motorcycle)	434.00
WSMIC321	Microphone for WS321	150.00
WS321B14	WS321 Siren Amplifier Mounting Only, Black for 2014-2017 Harley Davidson® Road King® and Electra-Glide®	58.00
ALPHASL	Remote Siren, for use with Remote Switches (Purchased Separately), Selectable Four Tone Hands-Free Siren, For One or Two 100 Watt Speakers	253.00
BETA112R	Full Function Remote Siren, for use with Remote Switches (Purchased Separately), For a One or Two 100 Watt Speakers	255.00
BETA2	Full Function Control Head Only, Weather Resistant, 20 Ft. Cable, Surface Mount	402.00
WSSMSW3	Motorcycle Switch, 3-Functions for Siren, Air Horn and Lighting (5 amp Max)	93.00
SA350M	Motorcycle Siren Speaker, 100 Watts (Due to surcharges from our supplier on the rare earth materials used in the neodymium magnets found in speaker drivers, we reserve the right to adjust the pricing and/or add surcharges on all models that utilize this rare material, without notice.)	612.00

#### Motorcycle Systems

Choose the Motorcycle Box Opening Preference, Lighting Package and Options.

**Motorcycle System**, Includes Black Box, 2014-2017 Harley Police Package, Separation Plate, Strip-Lite™ LED Brake/Tail/Turn, Flasher, Terminal Block with Fuses and 12 VDC Receptacle.

†† M4B6R	Motorcycle Box Configured with Six M4 Series, Right-Hand (Curb Side) Opening	3482.00
†† M4B6L	Motorcycle Box Configured with Six M4 Series, Left-Hand (Road Side) Opening	3517.00
†† M4B6B	Motorcycle Box Configured with Six M4 Series, Rear Opening	3517.00
MBADPT14	Adapter Plate for the Rear Box, 2014-2017 Road King® or Electra Glide®	111.00

**Motorcycle System Box Lighting Package Options for Above**, No Charge when Purchased with M4B6 Motorcycle System. For White Super-LED® Lightheads, Contact Factory for Pricing and Availability.

†† M4*****	Six M4 Series Over/Under Single Color Super-LED® Modules, Red, Blue and/or Amber, for M4B6 System Only	
†† M4#####	Six M4 Series Over/Under Dual Color Super-LED® Modules, Red, Blue and/or Amber, for M4B6 System Only	





### Options for Motorcycle Systems

††	2E*00Z*R	Extended Lens, Super-LED® Faring Light, Red, Blue or Amber, Each	190.00
††	2EJ00ZCR	Extended Lens, Synchronizable, Split Red/Blue	200.00
††	M4BSEP	Substitute Separation Plate with Battery Hole for Standard Solid Plate, Includes Battery Hold Downs, for M4B6 Series	145.00
††	M1BATT	Motorcycle Battery, Requires Appropriate Separation Plate, Purchased Separately	368.00
††	M4B6CHRG	Battery Charger Includes 115 VAC Receptacle, for M4B6R System Only, Factory Installed ONLY	399.00
††	M1GROUND	Ground Plane	16.50
††	SA350MH	100 Watt Siren Speaker for Harley-Davidson® Wiring Harness (Due to surcharges from our supplier on the rare earth materials used in the neodymium magnets found in speaker drivers, we reserve the right to adjust the pricing and/or add surcharges on all models that utilize this rare material, without notice.)	695.00
	SA350MB1	Speaker Bracket for the SA350M/SA350MH, 2009-2017 Road King® and Electra-Glide®	99.00
	WS321	100 Watt Siren for Harley-Davidson® Wiring Harness	604.00
	WSMIC321	Microphone for WS321	150.00
	M05ZB	Windshield Light Array for 2007-2017 Harley-Davidson® Road King®. Five Blue LINZ6™s	767.00
	M05ZJ	Windshield Light Array for 2007-2017 Harley-Davidson® Road King®. Five LINZ6™s, Blue Outboard and Center and Two Red in the Center Sections	767.00
	M05ZJ2	Windshield Light Array for 2007-2017 Harley-Davidson® Road King®. Five LINZ6™s, Red Outboard and Center and Two Blue in the Center Sections	767.00
	M05ZR	Windshield Light Array for 2007-2017 Harley-Davidson® Road King®. Five Red LINZ6™s	767.00
	M06MB	Windshield Light Array for 2014-2017 Harley-Davidson® Electra-Glide®. Five Blue Micron's™	767.00
	M06MJ	Windshield Light Array for 2014-2017 Harley-Davidson® Electra-Glide®. Five Micron's™, Blue Outboard and Center and Two Red in the Center sections	767.00
	M06MJ2	Windshield Light Array for 2014-2017 Harley-Davidson® Electra-Glide®. Five Micron's™, Red Outboard and Center and Two Blue in the Center sections	767.00
	M06MR	Windshield Light Array for 2014-2017 Harley-Davidson® Electra-Glide®. Five Red Micron's™	767.00



Sirens, Switches & Speakers

### Switches And Control Boxes

#### Power Control Centers and Switches

	WCC9	WeCan® Controller, 3 Position Slide and 6 Push Buttons, for Justice® and Freedom® IV WeCan® Lightbars Only (Not for use with DUO™, TRIO™ and Legacy® Lightbars)	298.00
	WCC92	WeCan® Controller, 3 Position Slide and 6 Push Buttons, for Liberty™ II SOLO™ and DUO™ WeCan®, Legacy® and Freedom® IV Series Only	298.00
	WCC9SM	Pedestal/Swivel Mount for WCC9 Series Control Head	41.00
	PCC8R	8 Position Key Pad with Remote Relay Module, Three 20 Amp and Five 10 Amp Relays	337.00
	PCCS9RW	Switch Control for Standard Switching	271.00
	PCCS9LW	Programmable Switch Control for Liberty™ II & Freedom® IV Lightbars (Low Current Switching)	266.00
	PCC4W	Switch Box with Four 25 AMP SPST Switches, Lighted	132.00
	PCC6W	Switch Box with Six 25 AMP SPST Switches, Lighted	174.00
	PCC6W1	Similar to PCC6W, Except Last On/Off Switch is Replaced with a Momentary Switch	164.00
	PCC10W	Switch Box with Ten 25 AMP SPST Switches, Lighted	204.00
	PCC10W1	Similar to PCC10W, Except Last On/Off Switch is Replaced with a Momentary Switch	204.00
	1SWITCH	1 Switch Bracket Only, Switch Purchased Separately	39.00
	2SWITCH	2 Switch Bracket Only, Switches Purchased Separately	69.00
	3SWITCH	3 Switch Bracket Only, Switches Purchased Separately	97.00
	4SWITCH	4 Switch Bracket Only, Switches Purchased Separately	132.00
	PC1	PC-1 Switch, Lighted SPST, 15 AMP Contacts	23.50
	PC2	PC-2 Switch, Momentary SPST, 15 AMP Contacts	24.50
	PC3	PC-3 Switch, Lighted SPDT, 15 AMP Contacts	43.00



### Siren Amplifiers, Amplifiers & Airhorns

**Howler™ Low Frequency Tone Siren**, Includes Siren Amplifier and Speaker(s), Works in Conjunction with Existing Siren Systems Purchased Separately.

	HWLUNI	Siren Amplifier with One Speaker, Includes Universal Mounting Bracket	604.00
	HWLDC15	Siren Amplifier with One Speaker, Includes Mounting Bracket for 2015-2017 Dodge Charger	604.00
	HWLFT11	Siren Amplifier with One Speaker, Includes Mounting Bracket for 2013-2017 Ford Police Interceptor	604.00
	HWLFE13	Siren Amplifier with One Speaker, Includes Mounting Bracket for 2013-2017 Ford Police Interceptor Utility with Fog Lights	604.00
	HOWLER	Siren Amplifier with Two Speakers, Optional Vehicle Specific Mounting Brackets, No Charge When Purchased with Howler System	755.00
	HWLRB2	† Howler Mounting Bracket for 2008-2017 Ford Expedition	
	HWLRB4	Howler Mounting Bracket for 2008-2017 Ford E-Series	
††	HWLRB11	Howler Mounting Bracket for 2011-2016 Chevy Express G-Series	
	HWLRB13	Howler Mounting Bracket for 2013-2015 Ford Police Interceptor Utility, Driver Side Bracket Includes Built-in Mounting for a SA315P Speaker, 2016-2017 Ford Police Interceptor Utility without Fog Lights. If vehicle has fog lights, use HWLFE13	
	HWLRB14	Howler Mounting Bracket for 2011-2016 Dodge 4500	



All models are 12 Volt D.C. only unless otherwise noted above. For other voltages contact factory.

\* Replace symbol in model number with letter indicating lens color or LED color desired: **A** = Amber; **B** = Blue; **C** = Clear/White; **R** = Red; **G** = Green

# Replace symbol in model number with letter indicating SPLIT lens or LED color desired: **D** = Red/Clear or White; **E** = Blue/Clear or White; **F** = Amber/Clear or White; **H** = Green/Clear or White; **J** = Red/Amber; **K** = Red/Amber; **L** = Red/Green; **M** = Blue/Amber † (to be discontinued, check availability) †† (special order, check availability, non-returnable, non-cancelable)

! Indicate length desired: 5 foot, 6 foot, 7 foot or 8 foot \$ Indicates Lower Price

↓  - Special Order, Non-Returnable, Non-Cancelable. See "Made-To-Order" Statement on Table of Contents Page of this Price List.

MODEL	DESCRIPTION	LIST
HWLRB18	† Howler Mounting Bracket for 2012-2016 Chevy 2500/3500 Silverado and Suburban	
HWLRB19	Howler Mounting Bracket for 2014-2015 Chevy Silverado 1500	
HWLRB20	Howler Mounting Bracket for 2015-2016 Chevy Tahoe	
HWLRB21	Howler Mounting Bracket for 2013-2017 Ford Police Interceptor	
HWLRB22	Howler Mounting Bracket for 2011-2017 Ford F-250/F-350	
HWLRB23	Howler Mounting Bracket, Universal Mounting Brackets (Pair)	
HWLRB24	<b>NEW</b> Howler Mounting Bracket for 2017 Chevy Silverado 1500	
<b>CenCom Carbide™</b> , Remote Siren & Control Center and Options. Control Head and CANport™ Installation Kit Ordered Separately, 5 Year Warranty on Amplifier.		
CCSRN4	<b>NEW</b> Amplifier Control Module	1506.00
CCSRN4A	<b>NEW</b> Same as CCSRN4, Except with 8 (Positive or Negative) Input Expansion Module (will not override any pre-existing control head features), 12 Total Inputs	1610.00
CCSRNT4	<b>NEW</b> Same as CCSRN4, Except with Traffic Advisor™ Module	1745.00
CCSRNT4A	<b>NEW</b> Same as CCSRN4A, Except with Traffic Advisor™ Module	1849.00
CCSRN5	<b>NEW</b> Amplifier Control Module with CANport™ OBDII Interface Module	1706.00
CCSRNT5	<b>NEW</b> Same as CCSRN5, Except with Traffic Advisor™ Module	1945.00
CC5K1	<b>NEW</b> Installation Kit For CCSRNT5 Series for 2016-2017 Ford Interceptor Utility, Ford Interceptor Sedan and F-150, and 2016-2017 Dodge Charger, No Charge when Purchased with Amplifier Control Module	
CC5K2	<b>NEW</b> Installation Kit For CCSRNT5 Series for 2016-2017 Chevy Tahoe, No Charge when Purchased with Amplifier Control Module	
CCSRN4DA	<b>NEW</b> WeCan® External Amplifier, for use with CenCom Carbide™, for Dual Amplifier Applications	299.00
CANEM16	<b>NEW</b> 16 Output Expansion Module, for Carbide Only	232.00
<b>Optional Control Heads for CenCom Carbide™</b> , No Charge when Purchased with Amplifier Control Module		
CANCTL6	<b>NEW</b> Includes 3 Section Control Head and 8 Push-Buttons, 4-Position Slide Switch with a 7-Position Rotary Knob. Manual, Airhorn Plus 3 Traffic Advisor™ Switches and Microphone with Extension Cable	
CANCTL7	<b>NEW</b> Includes 3 Section Control Head and 21 Push-Buttons, 4-Position Slide Switch, Microphone with Extension Cable	
<b>CenCom Sapphire™</b> , Remote Siren & Control Center and Options, 5 Year Warranty on Amplifier.		
CCSRN3	3-Position Slide Switch and 18 Push Button Control Head with Amplifier Control Module with pigtails, Microphone with CCMICX20 Included	1396.00
CCSRN35	3-Position Progressive Push Button Switches and 9 Push Button Hand Held Control Head with Amplifier Module with Pigtails, and CCMICX20 Included	1396.00
CCSRN36	3 Section Control Head and 8-Push Buttons, 4-Position Slide Switch with a 7-Position Rotary Knob. Manual, Airhorn Plus 3 Traffic Advisor™ Switches	1396.00
CCSRN3A	Same as CCSRN3, Except with 8 (Positive or Negative) Input Expansion Module (will not override any pre-existing control head features), 12 Total Inputs	1500.00
CCSRN3F	Same as CCSRN36, Except with 8 (Positive or Negative) Input Expansion Module (will not override any pre-existing control head features), 12 Total Inputs	1500.00
CCSRNTA3	Same as CCSRN3, with Traffic Advisor™ Module	1635.00
CCSRNT35	Same as CCSRN35, with Traffic Advisor™ Module	1635.00
CCSRNT36	Same as CCSRN36, With Traffic Advisor™ Module	1635.00
CCSRNT3A	Same as CCSRNTA3, Except with 8 (Positive or Negative) Input Expansion Module (will not override any pre-existing control head features), 12 Total Inputs	1739.00
CCSRNT3F	Same as CCSRNT36, Except with 8 (Positive or Negative) Input Expansion Module (will not override any pre-existing control head features), 12 Total Inputs	1739.00
CCTRIM	Trim Ring Option, for Semi-Flush Mounting of Control Head	57.00
<b>295SSA &amp; 295SDA Series</b> , Remote Amplifier Sirens with Scan-Lock™ Siren Tones.		
295SSA1	Single Tone Siren with Full Function Control Head	866.00
295SSA2	Single Tone Siren with Hand-Held Control Head	866.00
295SDA1	Dual Tone Siren, For Two 100 Watt Speakers, with Full Function Control Head	926.00
295SDA2	Dual Tone Siren, For Two 100 Watt Speakers, with Hand-Held Control Head	926.00
<b>295SLS and 295HFS Hands-Free Sirens</b> , with Diagnostix™ & SI TEST® (Except 295HFS A7). All 295HFS Models Have a 5 Year Warranty, Standard. For Removable Microphones, Hi/Low Tones and/or 24 Volts DC, Contact Factory for Exact Model Numbers, Price and Availability.		
295SLSA1	Siren Amplifier with 17 Scan-Lock™ Siren Tones	453.00
295HFS2	Remote Siren Amplifier (Flush Mount Head)	641.00
295HFS2X	295HFS2 with Dual Amplifiers, Meets California Title 13 Requirements	1172.00
295SLSA6	Single Unit Siren with 9-Switch Light Control and Standard Switching, with Park Kill & Timed Out Relay with 17 Scan-Lock™ Siren Tones	672.00
295HFS A7	Remote Dual Siren Amplifier, with Flush Mount Control Head, Meets CA Title 13	912.00
295HFS C9	Self-Contained 200 Watt Dual Full Function Siren, with Removable Microphone	728.00
295HFS DA	Second Amplifier (Kit) for Dual Siren Amplifier Use (295HFS2 Only)	400.00
<b>295SL Series Sirens, Full Function Hands-Free Siren</b> , with Scan-Lock™ Siren Tones.		
295SL100	Full Function Siren (Up to Two 100 Watt Speakers) and Heavy-Duty Microphone, 12 VDC	392.00
295SL101	Full Function (Up to Two 100 Watt Speakers) and Heavy-Duty Plug-in Microphone with Volume Control Knob, 12 VDC	451.00



	WPKM1	Park Kill Connection Modules, 30 Amp	64.00
<b>Alpha™ Siren Series</b>			
	ALPHA12S	Self-Contained Siren, with Faceplate Switches, Selectable Four Tone Hands-Free Siren, For Single 100 Watt Speaker	288.00
	ALPHASL	Remote Siren, for use with Remote Switches (Purchased Separately), Selectable Four Tone Hands-Free Siren, For One or Two 100 Watt Speakers	253.00
<b>Optional Remote Switches for Alpha™ Siren Series, For ALPHASL Only.</b>			
	ALPHA1	Single On/Off Switch for use with Hands-Free Operation	45.00
	ALPHA2	Single On/Off Hands-Free Activation Plus Momentary Switch for Air Horn	35.00
	ALPHA3	TONE 1/Off/TONE 2 Switch Operation Plus Momentary Switch for Air Horn	35.00
	ALPHA4	Three Switch Operation, One On/Off, One TONE 1/Hands-Free/TONE 2, One Momentary Switch for Airhorn	61.00
	ALPHA5	3 Position Toggle Switch, Controls 3 Siren Tones and other Warning Lights or Device Functions. Contacts Rated at 30 Amps	98.00
<b>Beta™ Siren Series, Selectable Siren Tone, Radio Repeat, Public Address and Options.</b>			
	BETA112R	Full Function Remote Siren, for use with Remote Switches (Purchased Separately), For a One or Two 100 Watt Speakers	255.00
	BETA1	Full Function Control Head Only, with 15' Interconnect Harness	200.00
	BETA2	Full Function Control Head Only, Weather Resistant, with 20' Cable, Surface Mount	402.00
††	BETA2BKT	Mounting Bracket for BETA2 Only, Flange Mount	38.50
	BETAMIC	Remote Mic for use with BETA112R (for use with Customer-Supplied Switches)	152.00
<b>Epsilon™ Series Siren, Full Function Hands-Free with Diagnostix™ and 9 Scan-Lock™ Siren Tones.</b>			
	EPSL1	Full Function 100 Watt with Microphone and Volume Control Knob, Includes CA Title 13 Compliant Tones	305.00
	EPSL2S6	Full Function (Up to Two 100 Watt Speakers). Microphone with Volume Control Knob, Includes CA Title 13 Compliant Tones and 6 Switches	442.00
	EPSL2S9	Full Function (Up to Two 100 Watt Speakers). Microphone with Volume Control Knob, Includes CA Title 13 Compliant Tones, 4 Position Slide Switch and 9 Switches	551.00
<b>HHS Series Sirens, Hand-Held Siren, With 9 Relays for Switching. Will Operate up to Two 100 Watt Speakers.</b>			
	HHS2200	Siren Amplifier with Hand-Held Controller, Includes Programming Software	605.00
<b>Gamma™ Siren Series, 100 Watt, 16 Scan-Lock™ Siren Tones</b>			
	GAMMA2	Hands-Free Siren with Two Auxiliary Switches	236.00
<b>Sirens, Waterproof &amp; Options, (For Marine &amp; Motorcycle Use).</b>			
	WPA112	Waterproof Siren Amplifier, For a Single 100 Watt Speaker	457.00
	WPA1	Full Function Control Head Only, Weather Resistant, with a 7-1/2' Cable, for Handlebar and Surface Mounting (Motorcycle)	434.00
	BETA2BKT	Mounting Bracket for BETA2, WPA1 and WPA2 Only, Flange Mount	38.50
	WPA2	Full Function Control Head Only, Weather Resistant, 20' Cable, Surface Mount (Marine)	454.00
	WPA3BM	Full Function Control Head with Waterproof Switches and Microphone Jack, 20' Cable, Bail Mount (Marine)	529.00
	WS321	Siren for Harley-Davidson® Wiring Harness, For a Single 100 Watt Speaker	604.00
	WSMIC321	Microphone for WS321	150.00
<b>Power Air Horn Series</b>			
	PAH112	Air Horn Tone Only Siren, For a Single 100 Watt Speaker	216.00
	PAP112	Air Horn Tone Plus Public Address Siren, Includes Microphone, For a Single 100 Watt Speaker	271.00
	PAPEXT15	15' Microphone Extension Cable for PAP112 Only	30.00

#### Siren Amplifier & Speaker Combination

<b>WSSC Series Siren, Combination Siren/Speaker, One Piece.</b>			
	WSSC30	30 Watt Siren and Speaker Combination	223.00
	WSSPA30	Same as WSSC30, Includes Public Address	332.00
	WSSC30HK	Harness Kit for Synchronization of two WSSC30s	41.00
	WSSMSW3	Motorcycle Switch, 3-Functions for Siren, Air Horn and Lighting (5 amp Max)	93.00

#### Siren Speakers, SA315 & SA314 Projector™ Series

100 Watt Bumper/Concealed/Flange Mounted Speakers. Due to surcharges from our supplier on the rare earth materials used in the neodymium magnets found in speaker drivers, we reserve the right to adjust the pricing and/or add surcharges on all models that utilize this rare material, without notice.

<b>SP123BM Series, Bumper Mount Speaker</b>			
	SP123BMC	Bumper Mount, Chrome	397.00
<b>SA314 Series, Small Profile, Cast Aluminum Speaker, 6.4" H x 6.17" W x 3.14" D.</b>			
††	SA314A	Speaker, Natural Aluminum Finish	403.00
††	SA314B	Speaker, Aluminum with Black Epoxy-Coated Finish	489.00
<b>Optional Mounting Brackets for SA314 Series</b>			
††	SABKT1	Chevy Suburban/Tahoe, 2004-2006, Universal	41.00
††	SABKT9	Universal/Swivel Bail Type Mount Bracket	41.00
<b>SA315 Series, Small Round Profile, Composite Speaker, 6.5" H x 6.5" W x 2.9" D.</b>			
	SA315P	Speaker, Nylon Composite	328.00

All models are 12 Volt D.C. only unless otherwise noted above. For other voltages contact factory.

\* Replace symbol in model number with letter indicating lens color or LED color desired: **A** = Amber; **B** = Blue; **C** = Clear/White; **R** = Red; **G** = Green

# Replace symbol in model number with letter indicating SPLIT lens or LED color desired: **D** = Red/Clear or White; **E** = Blue/Clear or White; **F** = Amber/Clear or White; **H** = White; **J** = Red/Blue; **K** = Red/Amber; **L** = Red/Green; **M** = Blue/Amber † (to be discontinued, check availability) ‡ (special order, check availability, non-returnable,

! Indicate length desired: 5 foot, 6 foot, 7 foot or 8 foot \$ Indicates Lower Price



Sirens, Switches & Speakers

↓ **†††** - Special Order, Non-Returnable, Non-Cancelable. See "Made-To-Order" Statement on Table of Contents Page of this Price List.

**MODEL DESCRIPTION LIST**  
**Optional Mounting Brackets for SA315 Series**

	SAK9	Heavy-Duty Universal/Swivel Bail Type Mounting Bracket	41.00
	SAK25	Chevy Express Van, 2006-2017	41.00
	SAK62D	<b>NEW</b> Chevy Silverado 1500, 2017, Driver Side	41.00
	SAK62P	<b>NEW</b> Chevy Silverado 1500, 2017, Passenger Side	41.00
††	SAK50	Chevy Silverado 1500 / GMC 1500, 2014-2016, Driver Side	41.00
††	SAK49	Chevy Silverado 1500 / GMC 1500, 2014-2016, Passenger Side	41.00
	SAK1	Chevy Suburban/Tahoe, 2004-2006, Universal	41.00
	SAK63D	<b>NEW</b> Chevy Tahoe, 2017, Driver Side	41.00
	SAK63P	<b>NEW</b> Chevy Tahoe, 2017, Passenger Side	41.00
††	SAK56	Chevy Suburban/Tahoe, 2015-2016, Driver Side	41.00
††	SAK55	Chevy Suburban/Tahoe, 2015-2016, Passenger Side	41.00
	SAK42	Dodge 4500, 2011-2016, Passenger Side	41.00
	SAK43	Dodge 4500, 2011-2016, Driver Side	41.00
	SAK37	Dodge Charger, 2011-2017	41.00
	SAK54	Dodge Durango, 2013-2017	41.00
	SAK48	Dodge Ram 1500, 2012-2017, Driver Side	41.00
	SAK47	Dodge Ram 1500, 2012-2017, Passenger Side	41.00
	SAK32	Ford E350/E450, 2008-2017, Driver or Passenger Side	41.00
	SAK23	Ford Expedition, 2007-2017	41.00
	SAK44	Ford Police Interceptor Utility, 2013-2017	41.00
	SAK52	Ford Police Interceptor Utility, 2013-2017, Driver Side Lower Grille (Will not Work with Factory Option 52B, Enhanced PTU Cooler)	41.00
	SAK51	Ford Police Interceptor Utility, 2013-2017, Passenger Side Lower Grille (Will not Work with Factory Option 52B, Enhanced PTU Cooler)	41.00
	SAK57	Ford F-150, 2015-2017	41.00
	SAK61D	<b>NEW</b> Ford F-250/F-350, 2017, Driver Side, Not for Use with Factory Fog Lights	41.00
	SAK61P	<b>NEW</b> Ford F-250/F-350, 2017, Passenger Side, Not for Use with Factory Fog Lights	41.00
††	SAK41	Ford F-250/F-350, 2011-2016, Driver Side	41.00
††	SAK40	Ford F-250/F-350, 2011-2016, Passenger Side	41.00
	SAK59	Ford Fusion, 2017	41.00
	SAK58	Ford Police Interceptor Sedan, 2013-2017	41.00
	SAK60	Toyota Tacoma, 2016-2017	41.00

**Siren Speakers, Other**

100 Watt and Accessories. Due to surcharges from our supplier on the rare earth materials used in the neodymium magnets found in speaker drivers, we reserve the right to adjust the pricing and/or add surcharges on all models that utilize this rare material, without notice.

**Single and Dual Speaker, for Ambulances, 100 Watt or 200 Watt.**

††	SA31101P	UnderPro™ Single Speaker for International 4300/4400 Series, 2001-2017, Passenger Side	479.00
††	SA31101D	UnderPro™ Single Speaker for International 4300/4400 Series, 2001-2017, Driver Side	479.00
	SPT5D	Bumper Mount Speaker for 2015-2017 Ford Transit, Driver Side	407.00
	SPT5P	Bumper Mount Speaker for 2015-2017 Ford Transit, Passenger Side	407.00
	SPT5TEMP	Speaker Templates, Reusable, for 2015-2017 Ford Transit, Includes Driver Side and Passenger Side	45.00
	SPTWI*	Wide Angle ION™ with mounting bracket for SPT5D or SPT5P, Red, Blue or Amber, Each	193.00

**Speakers, Siren**

	SA340TS	SA-340TS Speaker	367.00
	SA340STS	SA-340STS Speaker	384.00
	SA350M	Motorcycle Siren Speaker, 100 Watt	612.00
	SA350MB1	Speaker Bracket for the SA350M/SA350MH, 2009-2017 Road King® and Electra Glide®	99.00

**Replacement Speaker Drivers**

††	SD210RX	Replacement 100 Watt Speaker Driver for SA314 Series	296.00
††	SD370	Replacement 100 Watt Speaker Driver with Adapter	296.00
††	SD210R	Replacement 100 Watt Speaker Driver for SA370, SA1412 & SA1515	296.00

**Back-Up Alarms, Electronic**

**Back-Up Alarms**

	WBUA107	Back-Up Alarm, 107dB, 12-24 VDC	58.00
	WBUA97	Back-Up Alarm, 97dB, 12-24 VDC	48.00
	WBUA112	Back-Up Alarm, 87-112dB, 12-24 VDC, Self-Adjusting	120.00
	WBUA112C	Back-Up Alarm, 112 dB, 12-24 VDC	80.00





## Safety Site™ & Emitters

### GTT Opticom™ Emitters

††	795H	Self-Contained Opticom™ IR LED Emitter for Freedom® IV, Liberty™ II and 4500 Series Lightbars, Factory Installed Only	1779.00
<b>Safety Site™, Super-LED® Traffic Control Light.</b>			
	W20SSRK	5 Red Module Kit, Includes Carrying Bag	516.00
	W20SS	Red Module, Each	97.00

### Traffic Advisor™ Series & Accessories

All Models include Control Head for Light Array (Unless Specified), Programmable Flash Patterns Standard on TACTL5, allows for Remote Activation of the "Flash Pattern" and End Lamp Enable/Disable Feature.

**Dominator™ Traffic Advisor™, TIR3™ Super-LED® Low Profile**, Control Head Optional, 1.74" High x 2.17" Deep Housing, Three Super-LEDs Per Panel.

	TAD6	Six Lamp TIR3™ Super-LED® Traffic Advisor™, 23.36" Long, Less Control Head	558.00
	TAD8	Eight Lamp TIR3™ Super-LED® Traffic Advisor™, 30.36" Long, Less Control Head	697.00
††	TAD8**	Eight Lamp TIR3™ Super-LED® Traffic Advisor™ with Two End Flashing LEDs, Red, Blue and/or Amber, 30.36" Long, Less Control Head	708.00

**Dominator™ Plus Traffic Advisor™, LINZ6™ Super-LED® Low Profile**, Control Head Optional, 1.74" High x 2.17" Deep Housing, Six Super-LEDs Per Panel.

	TADP6	Six Lamp LINZ6™ Super-LED® Traffic Advisor™, 23.26" Long, Less Control Head	958.00
	TADP8	Eight Lamp LINZ6™ Super-LED® Traffic Advisor™, 30.36" Long, Less Control Head	1249.00
††	TADP8**	Eight Lamp, Six Lamp LINZ6™ Super-LED® Traffic Advisor™ with Two End Flashing LEDs, Red, Blue and/or Amber, 30.36" Long, Less Control Head	1265.00
††	TADP8FT	Eight Lamp LINZ6™ Super-LED® Traffic Advisor™, 37.37" Long, Includes Rear Deck Mounting for 2013-2017 Ford Police Interceptor	1286.00

**Traffic Advisor™, TIR3™, Super-LED®, 1.74" High x 2.17" Deep Housing, Three Super-LEDs Per Panel.**

	TAM63	Six Lamp TIR3™ Super-LED® Traffic Advisor™, 23.26" Long	734.00
	TAM83	Eight Lamp TIR3™ Super-LED® Traffic Advisor™, 30.36" Long	896.00
††	TAM83**	Eight Lamp TIR3™ Super-LED® Traffic Advisor™, 30.36" Long, with Two End Flashing LEDs, Red, Blue and/or Amber	906.00

**Traffic Advisor™, LINZ6™, Super-LED®, 1.74" High x 2.17" Deep Housing, Six LED's Per Panel.**

	TAZ66	Six Lamp LINZ6™ Super-LED® Traffic Advisor™, 23.26" Long	1101.00
	TAZ86	Eight Lamp LINZ6™ Super-LED® Traffic Advisor™, 30.36" Long	1404.00
††	TAZ86**	Eight Lamp, Six Lamp LINZ6™ Super-LED® Traffic Advisor™ with Two End Flashing Super-LEDs®, Red, Blue and/or Amber, 30.36" Long	1419.00

**Traffic Advisor™, 5mm LED Low Profile, 2.84" High x 2.25" Deep "C" Style Housing. Now with Waterproof Connectors Standard.**

	TAL65	Six Lamp LED Traffic Advisor™, 36" Long	815.00
	TAL85	Eight Lamp LED Traffic Advisor™, 46.82" Long	1019.00

**Traffic Advisor™, Front Load, Super-LED®, 2.35" High x 2.38" Deep Housing.**

	TANF65	Six Lamp Linear-LED® Traffic Advisor™, 34" Long	1024.00
	TANF85	Eight Lamp Linear-LED® Traffic Advisor™, 45.12" Long	1197.00
††	TANF85**	Six Lamp Linear-LED® Traffic Advisor™ with Two End Flashing Super-LEDs®, Blue, Red and/or Amber, 45.12" Long	1210.00
	TACF85	Eight Lamp CON3™ Super-LED® Traffic Advisor™, 45.12" Long	971.00
††	TACF85**	Eight Lamp CON3™ Super-LED® Traffic Advisor™ with 2 End Flashers, Red, Blue and/or Amber, 45.12" Long	982.00
	TANBKT1	Mounting Bracket, for top of Vehicle (Horizontal) Mounting	23.50

**Traffic Advisor™, Front Load, DUO™ Super-LED®, 2.35" High x 2.38" Deep Housing, No Control Head Required.**

	TADF6	Six DUO™ Color Linear Super-LED® Traffic Advisor™, Requires No Special Control Head, 37" Long	1671.00
	TADF8	Eight DUO™ Color Linear Super-LED® Traffic Advisor™, Requires No Special Control Head, 45.12" Long	1791.00
	TDP\$\$\$00	Six or Eight DUO™ Super-LED® Modules, No Charge when Ordered with DUO™ Traffic Advisor™, Replace Symbol \$\$\$ with Number of Warning LED Colors, Order Red/Blue/Amber.	

**Traffic Advisor™, TIR6™ Super-LED® Low Profile, 2.84" High x 2.25" Deep Housing, Six Super-LEDs Per Panel. Now with Waterproof Connectors Standard.**

	TAM65	Six Lamp Super-LED® Traffic Advisor™, 36" Long	1210.00
	TAM85	Eight Lamp Super-LED® Traffic Advisor™, 46.82" Long	1498.00
††	TAM85**	Six Lamp Super-LED® Traffic Advisor™ with Two End Flashing Super-LEDs®, Red, Blue and/or Amber, 46.82" Long	1508.00

**Traffic Advisor™, TAC8 Super-LED®, 2" High x 2.64" Deep "C" Style Housing x 47.75" Length, Control Head Included**

	TAC815	Eight Lamp Super-LED® Traffic Advisor™, with 15' Cable	825.00
	TAC830	Eight Lamp Super-LED® Traffic Advisor™, with 30' Cable	909.00
	TAC850	Eight Lamp Super-LED® Traffic Advisor™, with 50' Cable	1015.00

**Traffic Advisor™, Straight Style Super-LED®**

	TA45B72	NEW 700 Series, Eight Lamp, Includes TACTL5, 72"	1999.00
--	---------	--	---------

**Traffic Advisor™, Arrow Head Style, Halogen & LED Models, Includes TACTL6 Control Head Unless Noted.**

††	TA166AL5	600 Series, 16 LED Lamps, One Piece	4515.00
----	----------	-------------------------------------	---------

**Traffic Advisor™, Front Load, Arrow Head Style, Linear™ Super-LED®, 3.5" Deep x 46" Long, Includes TACTL6**

††	TA165NF1	Sixteen Lamp, 23" High with 25' Cable	2586.00
----	----------	---------------------------------------	---------

All models are 12 Volt D.C. only unless otherwise noted above. For other voltages contact factory.

\* Replace symbol in model number with letter indicating lens color or LED color desired: A = Amber; B = Blue; C = Clear/White; R = Red; G = Green

# Replace symbol in model number with letter indicating SPLIT lens or LED color desired: D = Red/Clear or White; E = Blue/Clear or White; F = Amber/Clear or White; H = Green/Clear or White; J = Red/Blue; K = Red/Amber; L = Red/Green; M = Blue/Amber † (to be discontinued, check availability) ‡ (special order, check availability, non-returnable, non-cancelable)

! Indicate length desired: 5 foot, 6 foot, 7 foot or 8 foot \$ Indicates Lower Price



Traffic Advisors

↓ †† - Special Order, Non-Returnable, Non-Cancelable. See "Made-To-Order" Statement on Table of Contents Page of this Price List.

MODEL	DESCRIPTION	LIST
†† TA165NF2	Sixteen Lamp 23" High with 50' Cable	2738.00
†† TA125NF1	Twelve Lamp 15" High with 25' Cable	2177.00
†† TA125NF2	Twelve Lamp 15" High with 50' Cable	2328.00

**Traffic Advisor™ Accessories**

TACTL5	Control Head Only, Programmable for 6 or 8 Lamp Halogen or LED Traffic Advisor™. Includes Auxiliary On/Off Switch. (Replaces TACTLD1 and TACTRL1A)	420.00
TACTL6	Control Head Only, Programmable for 16 Lamp Halogen or LED Traffic Advisor™. Includes Auxiliary On/Off Switch. Meets Federal Standards. (Replaces TACTRL3A)	420.00
TADCTL1	TAD/TADP Series Control Head Only	136.00
TADSW1	On/Off Non-Lighted, SPDT 20 Amp Switch, for TACTL5	16.50
TADSW2	On/Off/On Non-Lighted, SPDT 20 Amp Switch, for TACTL5	16.50
DELTAC5	Delete TACTL5 from 6 to 8 Light LED or Halogen Traffic Advisor™ - DEDUCT	100.00
DELTAC6	Delete TACTL6 from 16 Lamp LED or Halogen Traffic Advisor™ - DEDUCT	100.00

**Traffic Advisor™ Substitute Cables**, Replaces Standard Length Cables, Not for use in Sequence to Solid or Sequence On/Off Flash Patterns

STA155	NEW TA166AL5 - Substitute 55' Cable for Standard 51' Cable - ADD	85.00
STA235	NEW TAL65/TAM65 - Substitute 35' Cable for Standard 15' Cable - ADD	109.00
STA245	NEW TAL65/TAM65 - Substitute 45' Cable for Standard 15' Cable - ADD	159.00
STA255	NEW TAL65/TAM65 - Substitute 55' Cable for Standard 15' Cable - ADD	209.00
STA335	NEW TAL85/TAM85 - Substitute 35' Cable for Standard 15' Cable - ADD	109.00
STA345	NEW TAL85/TAM85 - Substitute 45' Cable for Standard 15' Cable - ADD	159.00
STA355	NEW TAL85/TAM85 - Substitute 55' Cable for Standard 15' Cable - ADD	209.00
STA445	NEW TA45B72 - Substitute 45' Cable for Standard 35' Cable - ADD	59.00
STA455	NEW TA45B72 - Substitute 55' Cable for Standard 35' Cable - ADD	109.00
STA535	NEW TAM63/TAM83/TAZ66/TAZ86 - Substitute 35' Cable for Standard 15' Cable - ADD	119.00
STA545	NEW TAM63/TAM83/TAZ66/TAZ86 - Substitute 45' Cable for Standard 15' Cable - ADD	179.00
STA555	NEW TAM63/TAM83/TAZ66/TAZ86 - Substitute 55' Cable for Standard 15' Cable - ADD	239.00
STA635	NEW TAD6/TAD8/TADP6/TADP8 - Substitute 35' Cable for Standard 15' Cable - ADD	69.00
STA735	NEW TADF6/TADF8 - Substitute 35' Cable for Standard 15' Cable - ADD	129.00
STA745	NEW TADF6/TADF8 - Substitute 45' Cable for Standard 15' Cable - ADD	189.00
STA755	NEW TADF6/TADF8 - Substitute 55' Cable for Standard 15' Cable - ADD	259.00
STA835	NEW TACF85/TANF65/TANF85 - Substitute 35' Cable for Standard 15' Cable - ADD	109.00
STA845	NEW TACF85/TANF65/TANF85 - Substitute 45' Cable for Standard 15' Cable - ADD	159.00
STA855	NEW TACF85/TANF65/TANF85 - Substitute 55' Cable for Standard 15' Cable - ADD	209.00
STA935	NEW TACF85**/TANF85** - Substitute 35' Cable for Standard 15' Cable - ADD	109.00
STA945	NEW TACF85**/TANF85** - Substitute 45' Cable for Standard 15' Cable - ADD	159.00
STA955	NEW TACF85**/TANF85** - Substitute 55' Cable for Standard 15' Cable - ADD	209.00

**Tracer™ Series**

**Tracer™ Series, Super-LED® Light Array**, SOLO™, DUO™ or TRIO™ Versions Available in a 1 to 6 Lamp Unit. Lighthead and mounting ordered as Separate Line items.

TCRHS1	\$ 1 Lamp Housing and TCRL* SOLO™ Lighthead. "L" Bracket Mounting (2 Required) Purchased Separately	321.00
TCRHS2	\$ 2 Lamp Housing and TCRL* SOLO™ Lighthead. "L" Bracket Mounting (3 Required) Purchased Separately	478.00
TCRHS3	\$ 3 Lamp Housing and TCRL* SOLO™ Lighthead. "L" Bracket Mounting (4 Required) Purchased Separately	631.00
TCRHS4	\$ 4 Lamp Housing and TCRL* SOLO™ Lighthead. "L" Bracket Mounting (5 Required) Purchased Separately	776.00
TCRHS5	\$ 5 Lamp Housing and TCRL* SOLO™ Lighthead. "L" Bracket Mounting (6 Required) or Vehicle Specific Mounting Purchased Separately	938.00
TCRHS6	\$ 6 Lamp Housing and TCRL* SOLO™ Lighthead. "L" Bracket Mounting (7 Required) or Vehicle Specific Mounting Purchased Separately	1091.00
TCRL*	SOLO™ Lighthead, Red, Blue, Amber, or White. No Charge When Ordered with the Appropriate Housing	
TCRHD1	\$ 1 Lamp Housing and TCRL** DUO™ Lighthead. "L" Bracket Mounting (2 Required) Purchased Separately	367.00
TCRHD2	\$ 2 Lamp Housing and TCRL** DUO™ Lighthead. "L" Bracket Mounting (3 Required) Purchased Separately	570.00
TCRHD3	\$ 3 Lamp Housing and TCRL** DUO™ Lighthead. "L" Bracket Mounting (4 Required) Purchased Separately	767.00
TCRHD4	\$ 4 Lamp Housing and TCRL** DUO™ Lighthead. "L" Bracket Mounting (5 Required) Purchased Separately	958.00
TCRHD5	\$ 5 Lamp Housing and TCRL** DUO™ Lighthead. "L" Bracket Mounting (6 Required) or Vehicle Specific Mounting Purchased Separately	1163.00
TCRHD6	\$ 6 Lamp Housing and TCRL** DUO™ Lighthead. "L" Bracket Mounting (7 Required) or Vehicle Specific Mounting Purchased Separately	1359.00



TCRL**	DUO™ Lighthouse, Red, Blue, Amber and/or White. No Charge When Ordered with the Appropriate Housing	
TCRHT1	\$ 1 Lamp Housing and TCRL*** TRIO™ Lighthouse. "L" Bracket Mounting (2 Required) Purchased Separately	414.00
TCRHT2	\$ 2 Lamp Housing and TCRL*** TRIO™ Lighthouses. "L" Bracket Mounting (3 Required) Purchased Separately	661.00
TCRHT3	\$ 3 Lamp Housing and TCRL*** TRIO™ Lighthouses. "L" Bracket Mounting (4 Required) Purchased Separately	902.00
TCRHT4	\$ 4 Lamp Housing and TCRL*** TRIO™ Lighthouses. "L" Bracket Mounting (5 Required) Purchased Separately	1137.00
TCRHT5	\$ 5 Lamp Housing and TCRL*** TRIO™ Lighthouses. "L" Bracket Mounting (6 Required) or Vehicle Specific Mounting Purchased Separately	1387.00
TCRHT6	\$ 6 Lamp Housing and TCRL*** TRIO™ Lighthouses. "L" Bracket Mounting (7 Required) or Vehicle Specific Mounting Purchased Separately	1627.00
TCRLRBC	TRIO™ Lighthouse, Red/Blue/White. No Charge When Ordered with the Appropriate Housing	

**Options for Tracer™ Series, All SUVs and Pick Up Trucks must have Factory Running Boards.**

TCRB35	2015-2017 Dodge Charger Mounting Kit, for 5 Lamp Tracer™, Each	39.00
TCRB44	2015-2017 Dodge Durango, Running Board Mounting Kit, for 5 Lamp Tracer™, Each	40.00
TCRB42	2015-2017 Dodge Ram 1500 Crew Cab, Running Board Mounting Kit, for 6 Lamp Tracer™, Each	48.00
TCRB45A	2015-2017 Chevy Silverado 1500 Crew Cab, Running Board Mounting Kit, for 6 Lamp Tracer™, Each	75.00
TCRB45	2009-2017 Chevy Tahoe Running Board Mounting Kit, for 5 Lamp Tracer™, Each	48.00
TCRB47	<b>NEW</b> 2015-2017 Ford F-150 SuperCrew and 2017 Ford F-250/F-350 Crew Cab Running Board Mounting Kit, for 6 Lamp Tracer™, Each	85.00
TCRB39	2015-2016 Ford F-250/F-350 Crew Cab, Running Board Mounting Kit, for 6 Lamp Tracer™, Each	39.00
TCRB38	2013-2017 Ford Police Interceptor Sedan Mounting Kit, for 5 Lamp Tracer™, Each	48.00
TCRB34	2013-2017 Ford Police Interceptor Utility Running Board Mounting Kit, for 5 Lamp Tracer™, Each	40.00
TCRLBKT	1 "L" Bracket and Hardware, See Tracer™ Description for Quantity Required	10.50
TCRLBKT1	<b>NEW</b> 1 Single Mounting Bracket and Hardware for Front or Rear Mounting of the Tracer™ Series Under a Lightbar. See Tracer Description for Quantity Required. NOTE: Tracer length will Depend on Lightbar Length and Placement of Mounting Feet. Not for Use with Low Profile Mounting Feet.	10.50
TCRLBKT2	<b>NEW</b> 1 Dual Mounting Bracket and Hardware for Front and Rear Mounting of the Tracer™ Series Under a Lightbar. See Tracer Description for Quantity Required. NOTE: Tracer Length will Depend on Lightbar Length and Placement of Mounting Feet. Not for Use with Low Profile Mounting Feet.	10.50



#### Century™ Series Mini Lightbars

**Century™ Series LED Mini Lightbars with Aluminum Base with Color Outer Dome, Unless Specified**

MC11P*	11", Permanent Mount, Amber, Blue or Red	369.00
MC11M*	11", Magnetic Mount, Amber, Blue or Red	369.00
MC11S*	11", Stud Mount, Amber, Blue or Red	361.00
MC16P*	16", Permanent Mount, Amber, Blue or Red	389.00
MC16M*	16", Magnetic Mount, Amber, Blue or Red	412.00
MC16V*	16", Magnetic/Suction Mount, Amber, Blue or Red	445.00
MC16S*	16", Stud Mount, Amber, Blue or Red	412.00
MC16PJ	16", Permanent Mount, Driver Side Red, Passenger Side Blue with Clear Dome	389.00
MC16MJ	16", Magnetic Mount, Driver Side Red, Passenger Side Blue with Clear Dome	412.00
MC16VJ	16", Magnetic/Suction Mount, Driver Side Red, Passenger Side Blue with Clear Dome	445.00
MC16SJ	16", Stud Mount, Driver Side Red, Passenger Side Blue with Clear Dome	402.00
MC16PF	16", Permanent Mount, Driver Side Amber, Passenger Side White with Clear Dome	403.00
MC16MF	16", Magnetic Mount, Driver Side Amber, Passenger Side White with Clear Dome	427.00
MC16VF	16", Magnetic/Suction Mount, Driver Side Amber, Passenger Side White with Clear Dome	434.00
MC16SF	16", Stud Mount, Driver Side Amber, Passenger Side White with Clear Dome	402.00
MC23P*	23", Permanent Mount, Amber, Blue or Red	567.00
MC23M*	23", Magnetic Mount, Amber, Blue or Red	592.00
MC23V*	23", Magnetic/Suction Mount, Amber, Blue or Red	612.00
MC23S*	23", Stud Mount, Amber, Blue or Red	592.00



Lightbars, Mini

#### Mini Legacy™, Super-LED® Series Lightbars


**Mini Legacy™ GT9 Series Lightbars, 19.31" Long, Includes Four Linear Super-LED® Corner Modules**

GT9****P	Permanent Mount with 15' Cable, Amber, Blue, Red and/or White	1386.00
GT9****M	Magnetic Mount with Cigar Cord, Amber, Blue, Red and/or White	1386.00
GT9****V	Magnetic/Suction Mount with Cigar Cord, Amber, Blue, Red and/or White	1488.00
GSDS*	One Short Super-LED® Single Color Amber, Blue, Red or White	83.00
GTTS	Two Short Super-LED® Take-Down Lights, For Permanent Mount Only	148.00
GTA	Two Super-LED® Alley Lights, For Permanent Mount Only	148.00
GTSA	Two Short Super-LED® Take-Down and Alley Lights, For Permanent Mount Only	285.00



All models are 12 Volt D.C. only unless otherwise noted above. For other voltages contact factory.

\* Replace symbol in model number with letter indicating lens color or LED color desired: **A** = Amber; **B** = Blue; **C** = Clear/White; **R** = Red; **G** = Green

# Replace symbol in model number with letter indicating SPLIT lens or LED color desired: **D** = Red/Clear or White; **E** = Blue/Clear or White; **F** = Amber/Clear or White; **H** = Green/Clear or White; **J** = Red/Blue; **K** = Red/Amber; **L** = Red/Green; **M** = Blue/Amber ↑ (to be discontinued, check availability)  (special order, check availability, non-returnable, non-cancelable)

! Indicate length desired: 5 foot, 6 foot, 7 foot or 8 foot \$ Indicates Lower Price

↓ †† - Special Order, Non-Returnable, Non-Cancelable. See "Made-To-Order" Statement on Table of Contents Page of this Price List.

**MODEL DESCRIPTION LIST**

**Mini Liberty™ II SOLO™, Super-LED® Series Lightbars**

**Mini Liberty™ II IT9 Series Lightbars**, 19.31" Long, Includes Four Linear Super-LED® Corner Modules

IT9****P	Permanent Mount with 15' Cable, Amber, Blue, Red and/or White	1219.00
IT9****M	Magnetic Mount with Cigar Cord, Amber, Blue, Red or White	1219.00
IT9****V	Magnetic/Suction Mount with Cigar Cord, Amber, Blue, Red or White	1321.00
IWDS*	One Single Color Short 3 Super-LED® Lighthead, Amber, Blue, Red or White	120.00
ITTS	Two Short Super-LED® Take-Down Lights, For Permanent Mount Only	148.00
ITA	Two Super-LED® Alley Lights, For Permanent Mount Only	148.00
ITTSA	Two Short Super-LED® Take-Down and Alley Lights, For Permanent Mount Only	285.00



**Responder® LP Series Mini Lightbars**

Low Profile, Super-LED®. For Multiple Color Lightbars with Clear Outer Dome, Replace " \* " with an "S" and use Lighting Package R1\$\$\$00 for R1 Models and R2\$\$\$00 for R2 Models. Replace Symbol "\$" with the Number of Color LED Lightheads Required (Maximum of Six). Order of Color is Red, Blue and Amber.

**Responder® LP Series Lightbars, Polycarbonate Base**, with Color Outer Dome Standard on Single Color Models.

R1LPP*	Six CON3™ Super-LED® Modules, Permanent Mount, Amber, Blue or Red	491.00
R1LPPF	Six CON3™ Super-LED® Modules, Permanent Mount, Driver Side Amber & Passenger Side White with Clear Dome	491.00
R1LPM*	Six CON3™ Super-LED® Modules, Magnetic Mount, Amber, Blue or Red	516.00
R1LPMF	Six CON3™ Super-LED® Modules, Magnetic Mount, Driver Side Amber & Passenger Side White with Clear Dome	516.00
R1LPV*	Six CON3™ Super-LED® Modules, Magnetic/Suction Mount, Amber, Blue or Red	539.00
R1LPVF	Six CON3™ Super-LED® Modules, Magnetic/Suction Mount, Driver Side Amber & Passenger Side White with Clear Dome	539.00
R2LPP*	Six LIN6™ Super-LED® Modules, Permanent Mount, Amber, Blue or Red	636.00
R2LPM*	Six LIN6™ Super-LED® Modules, Magnetic Mount, Amber, Blue or Red	659.00
R2LPV*	Six LIN6™ Super-LED® Modules, Magnetic/Suction Mount, Amber, Blue or Red	682.00



**Responder® LP Series Lightbars, Aluminum Base**, with Color Outer Dome Standard on Single Color Models.

R1LPHP*	Six CON3™ Super-LED® Modules, Permanent Mount, Amber, Blue or Red	539.00
R1LPHM*	Six CON3™ Super-LED® Modules, Magnetic Mount, Amber, Blue or Red	563.00
R1LPHV*	Six CON3™ Super-LED® Modules, Magnetic/Suction Mount, Amber, Blue or Red	594.00
R2LPHP*	Six LIN6™ Super-LED® Modules, Permanent Mount, Amber, Blue or Red	710.00
R2LPHM*	Six LIN6™ Super-LED® Modules, Magnetic Mount, Amber, Blue or Red	734.00
R2LPHV*	Six LIN6™ Super-LED® Modules, Magnetic/Suction Mount, Amber, Blue or Red	755.00
†† R2LPPA4	\$ Six LIN6™ Super-LED® Modules, Permanent Mount, Amber, 24 VDC	636.00
†† R2LPPMA4	\$ Six LIN6™ Super-LED® Modules, Magnetic Mount, Amber, 24 VDC	659.00

**Responder® LP DUO™ Series Lightbars, Polycarbonate Base**, with Clear Outer Dome.

†† RDLPAB	Six DUO™ Amber/Blue Super-LED® Modules, Permanent Mount	1132.00
-----------	---	---------

**Options for Multi-Color Responder® LP Series**, Replace \$ with Number of Color LEDs Required (Maximum Six Modules). Order of colors is Red, Blue, Amber, For White Contact Factory For Pricing.

R1\$\$\$00	Six CON3™ Super-LED® Modules, Insert Color, No Charge When Ordered with R1 Split Color Models	
R2\$\$\$00	Six LIN6™ Super-LED® Modules, Insert Color, No Charge When Ordered with R2 Split Color Models	

**Responder® HD Series Mini Lightbars**

Heavy-Duty Rotating and Super-LED®.

**Responder® HD Series Lightbars**

R10HDP*	Six Super-LED® Modules, Amber, Blue or Red, Permanent Mount	1281.00
R10HDM*	Six Super-LED® Modules, Amber, Blue or Red, Magnetic Mount	1306.00
R10HDV*	Six Super-LED® Modules, Amber, Blue or Red, Magnetic/Suction Cup Mount	1329.00
RDXMM90	90 lb. Pull Magnetic Mount Kit with Cord & Plug	51.00
INSTLRDX	Installation of RDXMM90 on Permanent Mount RHD Series	14.00



**Mini Edge® Freedom® IV DYAD™ Series Lightbars**

**Mini Edge® Freedom® IV Super-LED® Series Lightbars**, 21.5" Long (Unless Specified), Includes Four Corner Linear-LED® Modules. First and Second \*\*\* for Driver Side Front and Passenger Side Rear and Third and Fourth \*\*\* for Driver Side Rear and Passenger Side Front. Clear Outer Domes with Clear Dividers. Multiple Flash Patterns with Passenger Side Cable Exit, Specify LED Color Placement at Time of Order.

F4M****P	Permanent Mount, Amber, Blue, Red and/or White	1485.00
F4M****M	Magnetic Mount, Amber, Blue, Red and/or White	1485.00
F4B****P	23.29" Long, with Center Section, Permanent Mount, Amber, Blue, Red and/or White	1689.00
F4M*0*0F	Two Front Corner Facing Linear-LED®s, Permanent Mount, Amber, Blue, Red and/or White	1012.00
F4G*0*0F	23.29" Long, Two Front Corner Facing Linear-LED®s, Pre-wired for GTT Center Mounted Emitter, Purchased Separately, Permanent Mount, Red or White	1216.00





**Options for Mini Edge® Freedom® IV Super-LED® Series Lightbars**, Up to Two Front and Two Rear Inboard Modules. Take Down and Alleys for Permanent Mount Only

F4DL*	One Single Color Long 12 Super-LED® Lighthead, Amber, Blue, Red or White	237.00
F4MA3	Two 3-LED Super-LED® Alley Lights, Includes Harnesses	169.00
F4MA6	Two 6-LED Super-LED® Alley Lights, Includes Harnesses	223.00
F4MTL6	Two 6-LED Super-LED® Long Take Down Lights, Includes Harnesses	223.00
F4MTATL3	Two 3-LED Super-LED® Alley Lights and Two 6-LED Super-LED® Long Take Down Lights, Includes Harnesses	323.00
F4MTATL6	Two 6-LED Super-LED® Alley Lights and Two 6-LED Super-LED® Long Take Down Lights, Includes Harnesses	375.00
F4795H	<b>NEW</b> Installation (Pre-wired) of 795H in a Mini Freedom® IV Lightbar, No Charge when Purchased with a 795H Emitter, Center Mount Option Only	
F4MEND*	Color End Dome, For 21.5" Lightbar, When Purchased with a Lightbar, Add Each	29.00
F4MEND#	Color End Dome, For 21.5" Lightbar, with Clear Alley Window, When Purchased with a Lightbar, Add Each	29.00
F4MENDX	Smoked Dome for Mini Freedom® IV, When Purchased with a Lightbar, Add Each	10.50
F4DIVIDX	Smoked Divider, Add Each	10.50

#### Mini Freedom® IV Rota-Beam™ Series Lightbars

**Mini Freedom® IV Rota-Beam™ Super-LED® Series Lightbars**, 23.29" Long, First and Second "" for Driver Side Front and Passenger Side Rear and Third and Forth "" for Driver Side Rear and Passenger Side Front. Clear Outer Domes with Clear Dividers. Multiple Flash Patterns with Passenger Side Cable Exit

R4B****P	Amber, Blue or Red	2965.00
R4B*0*0P	Front Facing, Amber, Blue or Red	2132.00

#### Mini Freedom® IV Rota-Beam™ Series Lightbars, Options

F4RB*	One Super-LED® Rota-Beam™ Module, Amber, Blue, Red or White, for Inboard Front or Rear	416.00
F4RDL*	One Single Color Long 12 Super-LED® DYAD™ Lighthead, Amber, Blue, Red or White	237.00
R4BFLASH	Flasher for Front or Rear F4D's, Purchased Separately. Up to Two per Bar. Each Front or Rear Flasher Controls up to Two Lights, for a Total of Four	104.00
R4BA3	Two 3-LED Super-LED® Alley Lights, Includes Harnesses	169.00
R4BA6	Two 6-LED Super-LED® Alley Lights, Includes Harnesses	223.00
F4RWA*	One Single Color Short 6 Super-LED® DYAD™ Lighthead, Warning for Alley Light Position, Amber, Blue, Red or White	167.00
R4BTL6	Two 6-LED Super-LED® Long Take Down Lights, Includes Harnesses	223.00
R4B795H	<b>NEW</b> Installation (Pre-wired) of 795H in a Mini Freedom® IV Rota-Beam™ Lightbar, No Charge when Purchased with a 795H Emitter, Center Mount Option Only	
R4BEND*	Color End Dome for 23.29" Lightbar with Center Section Only, When Purchased with a Lightbar, Add Each	29.00
R4BEND#	Color End Dome with Clear Alley Window, for 23.29" Lightbar with Center Section Only, When Purchased with a Lightbar, Add Each	29.00
R4BENDX	Smoked Dome for 23.29" Lightbar with Center Section Only, When Purchased with Lightbar, Add Each	10.50
F4DIVIDX	Smoked Divider, Add Each	10.50



#### Mini Justice® Series

**Mini Justice® JY Series**, Includes Four Linear6™ Corner Modules. Permanent Mount Models with 15' Cable.

MJY****P	Permanent Mount, Amber, Blue, Red and/or White	881.00
MJY****M	Magnetic Mount, Amber, Blue, Red and/or White	755.00
MJY****V	Magnetic/Suction Mount, Amber, Blue, Red and/or White	800.00

**Options for Mini Justice® Series**, Take-Down and Alley Lights for Permanent Mount Models Only.

JDC*	One CON3™, Amber, Blue, Red or White	104.00
JDH*	One LTR3™, Red, Blue and/or Amber. Only for use with Take-Down Lights	104.00
MJTDALL1	Four LR11 Super-LED®'s, Two Steady-Burn Take-Down and Two Steady-Burn Alley Lights with 15° Horizontal Adjustment. For Permanent Models Only	285.00



#### Inner Edge® FST™ and RST™ Series

Extra Low Profile Interior Lightbars, Includes Proclera™ Silicone Optic Technology and Mounting Hardware.

**Inner Edge® FST™ Low Current Switching SOLO™**, Low Profile Series Lightbars, Upper Front Series with Proclera™ Silicone Optics, Low Power, Scan-Lock™ Flash Patterns and Mounting Kit.

ISFL455	<b>NEW</b> Chevy Tahoe/Suburban, 2015-2017, Chevy Silverado-1500/2500/3500, 2014-2017, Five Lamps, Upper Front Passenger Side Unit Only, with One LED Flashing/Take-Down	599.00
ISFL456	<b>NEW</b> Chevy Tahoe/Suburban, 2015-2017, Chevy Silverado-1500/2500/3500, 2014-2017, Six Lamps, Upper Front Passenger Side Unit Only (No Take-Down)	599.00
ISFL45Z	<b>NEW</b> Chevy Tahoe/Suburban, 2015-2017, Chevy Silverado-1500/2500/3500, 2014-2017, Ten Lamps, Upper Front Two Piece Unit, Individual Driver and Passenger Side Units, with Two LED Flashing/Take-Downs	1036.00
ISFL45X	<b>NEW</b> Chevy Tahoe/Suburban, 2015-2017, Chevy Silverado-1500/2500/3500, 2014-2017, Twelve Lamps, Upper Front Two Piece Unit, Individual Driver and Passenger Side Units (No Take-Downs)	1036.00



All models are 12 Volt D.C. only unless otherwise noted above. For other voltages contact factory.

\* Replace symbol in model number with letter indicating lens color or LED color desired: **A** = Amber; **B** = Blue; **C** = Clear/White; **R** = Red; **G** = Green

# Replace symbol in model number with letter indicating SPLIT lens or LED color desired: **D** = Red/Clear or White; **E** = Blue/Clear or White; **F** = Amber/Clear or White; **H** = Green/Clear or White; **J** = Red/Blue; **K** = Red/Amber; **L** = Red/Green; **M** = Blue/Amber † (to be discontinued, check availability) (special order, check availability, non-returnable, non-cancelable)

! Indicate length desired: 5 foot, 6 foot, 7 foot or 8 foot \$ Indicates Lower Price

↓  - Special Order, Non-Returnable, Non-Cancelable. See "Made-To-Order" Statement on Table of Contents Page of this Price List.

MODEL	DESCRIPTION	LIST
ISFL355	<b>NEW</b> Dodge Charger, 2011-2017, Five Lamps, Upper Front Passenger Side Unit Only, with One LED Flashing/Take-Down	599.00
ISFL356	<b>NEW</b> Dodge Charger, 2011-2017, Six Lamps, Upper Front Passenger Side Unit Only (No Take-Down)	599.00
ISFL35Z	<b>NEW</b> Dodge Charger, 2011-2017, Ten Lamps, Upper Front Two Piece Unit, Individual Driver and Passenger Side Units, with Two LED Flashing/Take-Downs	1036.00
ISFL35X	<b>NEW</b> Dodge Charger, 2011-2017, Twelve Lamps, Upper Front Two Piece Unit, Individual Driver and Passenger Side Units (No Take-Downs)	1036.00
ISFL345	<b>NEW</b> Ford Police Interceptor Utility, 2013-2017, Five Lamps, Upper Front Passenger Side Unit Only, with One LED Flashing/Take-Down	599.00
ISFL346	<b>NEW</b> Ford Police Interceptor Utility, 2013-2017, Six Lamps, Upper Front Passenger Side Unit Only (No Take-Down)	599.00
ISFL34Z	<b>NEW</b> Ford Police Interceptor Utility, 2013-2017, Ten Lamps, Upper Front Two Piece Unit, Individual Driver and Passenger Side Units, with Two LED Flashing/Take-Downs	1036.00
ISFL34X	<b>NEW</b> Ford Police Interceptor Utility, 2013-2017, Twelve Lamps, Upper Front Two Piece Unit, Individual Driver and Passenger Side Units (No Take-Downs)	1036.00
ISFL474	<b>NEW</b> Ford F-150, 2015-2017, F-250/F-350, 2017, Four Lamps, Upper Front Passenger Side Unit Only, with One LED Flashing/Take-Down	569.00
ISFL475	<b>NEW</b> Ford F-150, 2015-2017, F-250/F-350, 2017, Five Lamps, Upper Front Passenger Side Unit Only (No Take-Down)	569.00
ISFL478	<b>NEW</b> Ford F-150, 2015-2017, F-250/F-350, 2017, Eight Lamps, Upper Front Two Piece Unit, Individual Driver and Passenger Side Units, with Two LED Flashing/Take-Downs	976.00
ISFL47Z	<b>NEW</b> Ford F-150, 2015-2017, F-250/F-350, 2017, Ten Lamps, Upper Front Two Piece Unit, Individual Driver and Passenger Side Units (No Take-Downs)	976.00
ISFL434	<b>NEW</b> Ford Fusion, 2013-2017, Four Lamps, Upper Front Passenger Side Unit Only, with One LED Flashing/Take-Down	569.00
ISFL435	<b>NEW</b> Ford Fusion, 2013-2017, Five Lamps, Upper Front Passenger Side Unit Only (No Take-Down)	569.00
ISFL438	<b>NEW</b> Ford Fusion, 2013-2017, Eight Lamps, Upper Front Two Piece Unit, Individual Driver and Passenger Side Units, with Two LED Flashing/Take-Downs	976.00
ISFL43Z	<b>NEW</b> Ford Fusion, 2013-2017, Ten Lamps, Upper Front Two Piece Unit, Individual Driver and Passenger Side Units (No Take-Downs)	976.00
ISFL385	<b>NEW</b> Ford Police Interceptor Sedan, 2013-2017, Five Lamps, Upper Front Passenger Side Unit Only, with One LED Flashing/Take-Down	599.00
ISFL386	<b>NEW</b> Ford Police Interceptor Sedan, 2013-2017, Six Lamps, Upper Front Passenger Side Unit Only (No Take-Down)	599.00
ISFL38Z	<b>NEW</b> Ford Police Interceptor Sedan, 2013-2017, Ten Lamps, Upper Front Two Piece Unit, Individual Driver and Passenger Side Units, with Two LED Flashing/Take-Downs	1036.00
ISFL38X	<b>NEW</b> Ford Police Interceptor Sedan, 2013-2017, Twelve Lamps, Upper Front Two Piece Unit, Individual Driver and Passenger Side Units (No Take-Downs)	1036.00
ISS*	<b>NEW</b> One SOLO™ Lighthouse for FST™ and RST™ Series, No Charge When Ordered with Inner Edge® Tray	

**Inner Edge® FST™ WeCan®, SOLO™, DUO™ and TRIO™**, Low Profile Series Lightbars, Upper Front Series with Proclera™ Silicone Optics, Low Power, Scan-Lock™ Flash Patterns and Mounting Kit.



ISFW455	<b>NEW</b> Chevy Tahoe/Suburban, 2015-2017, Chevy Silverado-1500/2500/3500, 2014-2017, Five Lamps, Upper Front Passenger Side Unit Only, with One LED Flashing/Take-Down	699.00
ISFW456	<b>NEW</b> Chevy Tahoe/Suburban, 2015-2017, Chevy Silverado-1500/2500/3500, 2014-2017, Six Lamps, Upper Front Passenger Side Unit Only (No Take-Down)	699.00
ISFW45Z	<b>NEW</b> Chevy Tahoe/Suburban, 2015-2017, Chevy Silverado-1500/2500/3500, 2014-2017, Ten Lamps, Upper Front Two Piece Unit, Individual Driver and Passenger Side Units, with Two LED Flashing/Take-Downs	1136.00
ISFW45X	<b>NEW</b> Chevy Tahoe/Suburban, 2015-2017, Chevy Silverado-1500/2500/3500, 2014-2017, Twelve Lamps, Upper Front Two Piece Unit, Individual Driver and Passenger Side Units (No Take-Downs)	1136.00
ISFW355	<b>NEW</b> Dodge Charger, 2011-2017, Five Lamps, Upper Front Passenger Side Unit Only, with One LED Flashing/Take-Down	699.00
ISFW356	<b>NEW</b> Dodge Charger, 2011-2017, Six Lamps, Upper Front Passenger Side Unit Only (No Take-Down)	699.00
ISFW35Z	<b>NEW</b> Dodge Charger, 2011-2017, Ten Lamps, Upper Front Two Piece Unit, Individual Driver and Passenger Side Units, with Two LED Flashing/Take-Downs	1136.00
ISFW35X	<b>NEW</b> Dodge Charger, 2011-2017, Twelve Lamps, Upper Front Two Piece Unit, Individual Driver and Passenger Side Units (No Take-Downs)	1136.00
ISFW345	<b>NEW</b> Ford Police Interceptor Utility, 2013-2017, Five Lamps, Upper Front Passenger Side Unit Only, with One LED Flashing/Take-Down	699.00
ISFW346	<b>NEW</b> Ford Police Interceptor Utility, 2013-2017, Six Lamps, Upper Front Passenger Side Unit Only (No Take-Down)	699.00
ISFW34Z	<b>NEW</b> Ford Police Interceptor Utility, 2013-2017, Ten Lamps, Upper Front Two Piece Unit, Individual Driver and Passenger Side Units, with Two LED Flashing/Take-Downs	1136.00

ISFW34X	<b>NEW</b> Ford Police Interceptor Utility, 2013-2017, Twelve Lamps, Upper Front Two Piece Unit, Individual Driver and Passenger Side Units (No Take-Downs)	1136.00
ISFW474	<b>NEW</b> Ford F-150, 2015-2017, F-250/F-350, 2017, Four Lamps, Upper Front Passenger Side Unit Only, with One LED Flashing/Take-Down	669.00
ISFW475	<b>NEW</b> Ford F-150, 2015-2017, F-250/F-350, 2017, Five Lamps, Upper Front Passenger Side Unit Only (No Take-Down)	669.00
ISFW478	<b>NEW</b> Ford F-150, 2015-2017, F-250/F-350, 2017, Eight Lamps, Upper Front Two Piece Unit, Individual Driver and Passenger Side Units, with Two LED Flashing/Take-Downs	1106.00
ISFW47Z	<b>NEW</b> Ford F-150, 2015-2017, F-250/F-350, 2017, Ten Lamps, Upper Front Two Piece Unit, Individual Driver and Passenger Side Units (No Take-Downs)	1106.00
ISFW434	<b>NEW</b> Ford Fusion, 2013-2017, Four Lamps, Upper Front Passenger Side Unit Only, with One LED Flashing/Take-Down	669.00
ISFW435	<b>NEW</b> Ford Fusion, 2013-2017, Five Lamps, Upper Front Passenger Side Unit Only (No Take-Down)	669.00
ISFW438	<b>NEW</b> Ford Fusion, 2013-2017, Eight Lamps, Upper Front Two Piece Unit, Individual Driver and Passenger Side Units, with Two LED Flashing/Take-Downs	1106.00
ISFW43Z	<b>NEW</b> Ford Fusion, 2013-2017, Ten Lamps, Upper Front Two Piece Unit, Individual Driver and Passenger Side Units (No Take-Downs)	1106.00
ISFW385	<b>NEW</b> Ford Police Interceptor Sedan, 2013-2017, Five Lamps, Upper Front Passenger Side Unit Only, with One LED Flashing/Take-Down	669.00
ISFW386	<b>NEW</b> Ford Police Interceptor Sedan, 2013-2017, Six Lamps, Upper Front Passenger Side Unit Only (No Take-Down)	669.00
ISFW38Z	<b>NEW</b> Ford Police Interceptor Sedan, 2013-2017, Ten Lamps, Upper Front Two Piece Unit, Individual Driver and Passenger Side Units, with Two LED Flashing/Take-Downs	1136.00
ISFW38X	<b>NEW</b> Ford Police Interceptor Sedan, 2013-2017, Twelve Lamps, Upper Front Two Piece Unit, Individual Driver and Passenger Side Units (No Take-Downs)	1136.00
ISS*	<b>NEW</b> One SOLO™ Lighthead for FST™ and RST™ Series, No Charge When Ordered with Inner Edge® Tray	
ISD#	<b>NEW</b> One DUO™ Lighthead for FST™ and RST™, For WeCan® Series Only, Price Available When Ordered with Inner Edge® Tray	48.00
ISTRBA	<b>NEW</b> One TRIO™ Lighthead, Red/Blue/Amber, For WeCan® Series Only, Price Available When Ordered with Inner Edge® Tray	96.00
ISTRCA	<b>NEW</b> One TRIO™ Lighthead, Red/White/Amber, For WeCan® Series Only, Price Available When Ordered with Inner Edge® Tray	96.00
ISTBCA	<b>NEW</b> One TRIO™ Lighthead, Blue/White/Amber, For WeCan® Series Only, Price Available When Ordered with Inner Edge® Tray	96.00
ISTRBC	<b>NEW</b> One TRIO™ Lighthead, Red/Blue/White, For WeCan® Series Only, Price Available When Ordered with Inner Edge® Tray	
DELWCCP	<b>NEW</b> Delete WeCan® Control Point (DEDUCT)	39.00


**Inner Edge® RST™ Series**, Rear Facing Super-LED® Lightbars with Proclera™ Silicone Optics, Eight, Ten or Twelve Lamp Arrays in SOLO™, DUO™ or TRIO™ Technology.




ITRAYL8	<b>NEW</b> 8 Lamp Tray, Low Current, Choose 8 SOLO™ Lightheads and Vehicle Specific Housing and Mount	1019.00
ITRAYL10	<b>NEW</b> 10 Lamp Tray, Low Current, Choose 10 SOLO™ Lightheads and Vehicle Specific Housing and Mount, For Use in Sedans Only	1121.00
ITRAYL12	<b>NEW</b> 12 Lamp Tray, Low Current, Choose 12 SOLO™ Lightheads and Vehicle Specific Housing and Mount, For Use in Dodge Charger and Ford Police Interceptor Sedans Only	1325.00
ITRAYW8	<b>NEW</b> 8 Lamp Tray, WeCan®, Choose 8 SOLO™, DUO™ or TRIO™ Lightheads and Vehicle Specific Housing and Mount	1119.00
ITRAYW10	<b>NEW</b> 10 Lamp Tray, WeCan®, Choose 10 SOLO™, DUO™ or TRIO™ Lightheads and Vehicle Specific Housing and Mount, For Use in Sedans Only	1221.00
ITRAYW12	<b>NEW</b> 12 Lamp Tray, WeCan®, Choose 12 SOLO™, DUO™ or TRIO™ Lightheads and Vehicle Specific Housing and Mount, For Use in Dodge Charger and Ford Police Interceptor Sedans Only	1425.00
ISS*	<b>NEW</b> One SOLO™ Lighthead for FST™ and RST™ Series, No Charge When Ordered with Inner Edge® Tray	
ISD#	<b>NEW</b> One DUO™ Lighthead for FST™ and RST™, For WeCan® Series Only, Price Available When Ordered with Inner Edge® Tray	48.00
ISTRBA	<b>NEW</b> One TRIO™ Lighthead, Red/Blue/Amber, For WeCan® Series Only, Price Available When Ordered with Inner Edge® Tray	96.00
ISTRCA	<b>NEW</b> One TRIO™ Lighthead, Red/White/Amber, For WeCan® Series Only, Price Available When Ordered with Inner Edge® Tray	96.00
ISTBCA	<b>NEW</b> One TRIO™ Lighthead, Blue/White/Amber, For WeCan® Series Only, Price Available When Ordered with Inner Edge® Tray	96.00
ISTRBC	<b>NEW</b> One TRIO™ Lighthead, Red/Blue/White, For WeCan® Series Only, Price Available When Ordered with Inner Edge® Tray	96.00
IS458	<b>NEW</b> Chevy Tahoe/Suburban, 2015-2017, Upper Rear Housing for Eight or Ten Modules, No Charge When Ordered with Inner Edge® Tray	
IS358	<b>NEW</b> Dodge Charger, 2011-2017, Lower Rear Housing for Eight or Ten Modules, No Charge When Ordered with Inner Edge® Tray	
IS35Z	<b>NEW</b> Dodge Charger, 2011-2017, Lower Rear Housing for Twelve Modules, No Charge When Ordered with Inner Edge® Tray	

All models are 12 Volt D.C. only unless otherwise noted above. For other voltages contact factory.

\* Replace symbol in model number with letter indicating lens color or LED color desired: **A** = Amber; **B** = Blue; **C** = Clear/White; **R** = Red; **G** = Green

# Replace symbol in model number with letter indicating SPLIT lens or LED color desired: **D** = Red/Clear or White; **E** = Blue/Clear or White; **F** = Amber/Clear or White; **H** = Green/Clear or White; **J** = Red/Blue; **K** = Red/Amber; **L** = Red/Green; **M** = Blue/Amber † (to be discontinued, check availability)  (special order, check availability, non-returnable, non-cancelable)

! Indicate length desired: 5 foot, 6 foot, 7 foot or 8 foot \$ Indicates Lower Price

↓  - Special Order, Non-Returnable, Non-Cancelable. See "Made-To-Order" Statement on Table of Contents Page of this Price List.

MODEL	DESCRIPTION	LIST
IS348	<b>NEW</b> Ford Police Interceptor Utility, 2013-2017, Upper Rear Housing for Eight or Ten Modules, No Charge When Ordered with Inner Edge® Tray	
IS388	<b>NEW</b> Ford Police Interceptor Sedan, 2013-2017, Lower Rear Housing for Eight or Ten Modules, No Charge When Ordered with Inner Edge® Tray	
IS38Z	<b>NEW</b> Ford Police Interceptor Sedan, 2013-2017, Lower Rear Housing for Twelve Modules, No Charge When Ordered with Inner Edge® Tray	
DELWCCP	<b>NEW</b> Delete WeCan® Control Point (DEDUCT)	39.00

**Outer Edge® Series Lightbars**

**Outer Edge® Rear Facing Upper Exterior Mount, ION™ Super-LED® Low Current**, Standard with Traffic Advisor™ Patterns.

OELS45	<b>NEW</b> Six Lamp Warning, Two Piece, For Chevy Tahoe 2015-2017, Requires Six SOLO™ OEION* Lightheads	1069.00
OELS34	<b>NEW</b> Six Lamp Warning, Two Piece, For Ford Police Interceptor Utility 2013-2017, Requires Six SOLO™ OEION* Lightheads	1069.00
OEION*	<b>NEW</b> SOLO™ Lighthead, Six Required, No Charge when Ordered with Outer Edge®	
OEION*X	<b>NEW</b> SOLO™ Lighthead, with Smoked Lens, Six Required, When Ordered with Outer Edge®, Add Each	10.50



**Outer Edge® Rear Facing Upper Exterior Mount, ION™ Super-LED®, Allows Individual Control of Each Lighthead Color.** Requires Remote Flasher, CenCom Carbide™, CanTrol® or REMOTE16 Module, Purchased Separately.

OEWS45	<b>NEW</b> Six Lamp, Two Piece, For Chevy Tahoe 2015-2017, Requires Six SOLO™ OEION* Lightheads	1019.00
OEWS34	<b>NEW</b> Six Lamp, Two Piece, For Ford Police Interceptor Utility 2013-2017, Requires Six SOLO™ OEION* Lightheads	1019.00
OEION*	<b>NEW</b> SOLO™ Lighthead, for OEWS Series Only, Six Required, No Charge when Ordered with Outer Edge®	
OEION*X	<b>NEW</b> SOLO™ Lighthead, with Smoked Lens, for OEWS Series only, Six Required, When Ordered with Outer Edge®, Add Each	10.50
OEWD45	<b>NEW</b> Six Lamp, Two Piece, For Chevy Tahoe 2015-2017, Requires Six DUO™ OEI2 Lightheads	1429.00
OEWD34	<b>NEW</b> Six Lamp, Two Piece, For Ford Police Interceptor Utility 2013-2017, Requires Six DUO™ OEI2 Lightheads	1429.00
OEI2#	<b>NEW</b> DUO™ Lighthead for OEWD Series Only, Six Required, No Charge when Ordered with Outer Edge®	
OEI2#X	<b>NEW</b> DUO™ Lighthead, with Smoked Lens, for OEWD Series only, Six Required, When Ordered with Outer Edge®, Add Each	10.50
OEWT45	<b>NEW</b> Six Lamp, Two Piece, For Chevy Tahoe 2015-2017, Requires Six TRIO™ OEI3 Lightheads	1649.00
OEWT34	<b>NEW</b> Six Lamp, Two Piece, For Ford Police Interceptor Utility 2013-2017, Requires Six TRIO™ OEI3 Lightheads	1649.00
OEI3RBA	<b>NEW</b> TRIO™ Lighthead, Red/Blue/Amber, for OEWT Series Only, Six Required, No Charge when Ordered with Outer Edge®	
OEI3RCA	<b>NEW</b> TRIO™ Lighthead, Red/White/Amber, for OEWT Series Only, Six Required, No Charge when Ordered with Outer Edge®	
OEI3BCA	<b>NEW</b> TRIO™ Lighthead, Blue/White/Amber, for OEWT Series Only, Six Required, No Charge when Ordered with Outer Edge®	
OEI3RBC	<b>NEW</b> TRIO™ Lighthead, Red/Blue/White, for OEWT Series Only, Six Required, No Charge when Ordered with Outer Edge®	
OEI3RBAX	<b>NEW</b> TRIO™ Lighthead, with Smoked Lens, Red/Blue/Amber, for OEWT Series Only, Six Required, When Ordered with Outer Edge®, Add Each	10.50
OEI3RCAX	<b>NEW</b> TRIO™ Lighthead, with Smoked Lens, Red/White/Amber, for OEWT Series Only, Six Required, When Ordered with Outer Edge®, Add Each	10.50
OEI3BCAX	<b>NEW</b> TRIO™ Lighthead, with Smoked Lens, Blue/White/Amber, for OEWT Series Only, Six Required, When Ordered with Outer Edge®, Add Each	10.50
OEI3RBCX	<b>NEW</b> TRIO™ Lighthead, with Smoked Lens, Red/Blue/White, for OEWT Series Only, Six Required, When Ordered with Outer Edge®, Add Each	10.50

**Outer Edge® Rear Pillar Exterior Mount, ION™ Super-LED® Low Current**

RPLS45	<b>NEW</b> Six Lamp, Two Piece, For Chevy Tahoe 2016-2017, Requires Six SOLO™ OEION* Lightheads	1469.00
RPLS34	<b>NEW</b> Six Lamp, Two Piece, For Ford Police Interceptor Utility 2013-2017, Requires Six SOLO™ OEION* Lightheads	1209.00
OEION*	<b>NEW</b> SOLO™ Lighthead, Six Required, No Charge when Ordered with Outer Edge®	
OEION*X	<b>NEW</b> SOLO™ Lighthead, with Smoked Lens, Six Required, When Ordered with Outer Edge®, Add Each	10.50

**Outer Edge® Rear Pillar Exterior Mount, ION™ Super-LED®, Allows Individual Control of Each Lighthead Color.** Requires Remote Flasher, CenCom Carbide™, CanTrol® or REMOTE16 Module, Purchased Separately.

RPWS45	<b>NEW</b> Six Lamp, Two Piece, For Chevy Tahoe 2016-2017, Requires Six SOLO™ OEION* Lightheads	1379.00
RPWS34	<b>NEW</b> Six Lamp, Two Piece, For Ford Police Interceptor Utility 2013-2017, Requires Six SOLO™ OEION* Lightheads	1060.00





OEION*	<b>NEW SOLO™</b> Lighthead, for RPWS Series Only, Six Required, No Charge when Ordered with Outer Edge®	
OEION*X	<b>NEW SOLO™</b> Lighthead, with Smoked Lens, for RPWS Series only, Six Required, When Ordered with Outer Edge®, Add Each	10.50
RPWD45	<b>NEW</b> Six Lamp, Two Piece, For Chevy Tahoe 2016-2017, Requires Six DUO™ OEI2 Lightheads	1639.00
RPWD34	<b>NEW</b> Six Lamp, Two Piece, For Ford Police Interceptor Utility 2013-2017, Requires Six DUO™ OEI2 Lightheads	1439.00
OEI2#	<b>NEW DUO™</b> Lighthead for RPWD Series Only, Six Required, No Charge when Ordered with Outer Edge®	
OEI2#X	<b>NEW DUO™</b> Lighthead, with Smoked Lens, for RPWD Series Only, Six Required, When Ordered with Outer Edge®, Add Each	10.50
RPWT45	<b>NEW</b> Six Lamp, Two Piece, For Chevy Tahoe 2016-2017, Requires Six TRIO™ OEI3 Lightheads	1799.00
RPWT34	<b>NEW</b> Six Lamp, Two Piece, For Ford Police Interceptor Utility 2013-2017, Requires Six TRIO™ OEI3 Lightheads	1629.00
OEI3RBA	<b>NEW TRIO™</b> Lighthead, Red/Blue/Amber, for RPWT Series Only, Six Required, No Charge when Ordered with Outer Edge®	
OEI3RCA	<b>NEW TRIO™</b> Lighthead, Red/White/Amber, for RPWT Series Only, Six Required, No Charge when Ordered with Outer Edge®	
OEI3BCA	<b>NEW TRIO™</b> Lighthead, Blue/White/Amber, for RPWT Series Only, Six Required, No Charge when Ordered with Outer Edge®	
OEI3RBC	<b>NEW TRIO™</b> Lighthead, Red/Blue/White, for RPWT Series Only, Six Required, No Charge when Ordered with Outer Edge®	
OEI3RBAX	<b>NEW TRIO™</b> Lighthead, with Smoked Lens, Red/Blue/Amber, for RPWT Series Only, Six Required, When Ordered with Outer Edge®, Add Each	10.50
OEI3RCAX	<b>NEW TRIO™</b> Lighthead, with Smoked Lens, Red/White/Amber, for RPWT Series Only, Six Required, When Ordered with Outer Edge®, Add Each	10.50
OEI3BCAX	<b>NEW TRIO™</b> Lighthead, with Smoked Lens, Blue/White/Amber, for RPWT Series Only, Six Required, When Ordered with Outer Edge®, Add Each	10.50
OEI3RBCX	<b>NEW TRIO™</b> Lighthead, with Smoked Lens, Red/Blue/White, for RPWT Series Only, Six Required, When Ordered with Outer Edge®, Add Each	10.50

#### Freedom® IV DYAD™ Series Lightbars

Clear Outer Domes with Clear Dividers. Multiple Flash Patterns with Passenger Side Cable Exit (For Mounting Options. (For Mounting Options, See Optional Mounting Kits).

**Edge® Freedom® IV F4W WeCan® Series Super-LED® Lightbars**, Includes Four Corner Linear-LED® Modules with Independent Control of Each Level of Each Lighthead

F4W4****	44.5", 4 Red, Blue, Amber and/or White, Single or Two Color Over/Under Modules	1952.00
F4W8****	49.25", 4 Red, Blue, Amber and/or White, Single or Two Color Over/Under Modules	1952.00
F4W2****	55", 4 Red, Blue, Amber and/or White, Single or Two Color Over/Under Modules	1952.00
F4W0****	60", 4 Red, Blue, Amber and/or White, Single or Two Color Over/Under Modules, Freight Surcharges May Apply	2430.00
F4W7****	72", 4 Red, Blue, Amber and/or White, Single or Two Color Over/Under Modules, Freight Surcharges May Apply	2430.00



**Edge® Freedom® IV F4X Low Current Series Super-LED® Lightbars**, Includes Four Corner Linear-LED® Modules


F4X4****	44.5", 4 Red, Blue, Amber and/or White, Single Color Modules	1844.00
F4X8****	49.25", 4 Red, Blue, Amber and/or White, Single Color Modules	1844.00
F4X2****	55", 4 Red, Blue, Amber and/or White, Single Color Modules	1844.00
F4X0****	60", 4 Red, Blue, Amber and/or White, Single Color Modules, Freight Surcharges May Apply	2322.00
F4X7****	72", 4 Red, Blue, Amber and/or White, Single Color Modules, Freight Surcharges May Apply	2322.00

#### Edge® Freedom® IV Series Options

F4DL*	One Single Color Long 12 Super-LED® DYAD™ Lighthead, Red, Blue, Amber or White	237.00
F4DS*	One Single Color Short 6 Super-LED® DYAD™ Lighthead, Red, Blue, Amber or White	167.00
F4DL#	One Two Color Long 12 Super-LED® DYAD™ Lighthead, Amber, Blue, Red and/or White, for F4W Series Only	237.00
F4DS#	One Two Color Short 6 Super-LED® DYAD™ Lighthead, Amber, Blue, Red and/or White, for F4W Series Only	167.00
F4A3	Two 3-LED Super-LED® Alley Lights	156.00
F4A6	Two 6-LED Super-LED® Alley Lights	223.00
F4WA*	One Single Color Short 6 Super-LED® DYAD™ Lighthead, Warning for Alley Light Position, Red, Blue, Amber or White	167.00
F4RWA#	One Single Short 6 Super-LED® Lighthead, Amber, Blue, Red with White Alley light, for F4W Series Only	167.00
F4TL6	Two 6-LED Super-LED® Long Take Down Lights	223.00
F4TS6	Two 6-LED Super-LED® Short Take Down Lights	223.00
F4WBTT	Two LED Brake/Tail/Turn Lights for 44"-60" F4W Series Only	234.00
F4XBTT	Two LED Brake/Tail/Turn Lights for F4X Series Only, Includes External Harness	271.00
F4XTACBL	Traffic Advisor™ Internal and External Cables, Lightheads Purchased Separately, When Purchased with Lightbar Only	259.00
F4XTACTL	Traffic Advisor™ Internal and External Cables and Control Head, Lightheads Purchased Separately, When Purchased with Lightbar Only	568.00
DELWCCP	Delete WeCan® Control Point, F4W Series Only (DEDUCT)	39.00

All models are 12 Volt D.C. only unless otherwise noted above. For other voltages contact factory.

\* Replace symbol in model number with letter indicating lens color or LED color desired: **A** = Amber; **B** = Blue; **C** = Clear/White; **R** = Red; **G** = Green

# Replace symbol in model number with letter indicating SPLIT lens or LED color desired: **D** = Red/Clear or White; **E** = Blue/Clear or White; **F** = Amber/Clear or White; **H** = Green/Clear or White; **J** = Red/Blue; **K** = Red/Amber; **L** = Red/Green; **M** = Blue/Amber † (to be discontinued, check availability)  (special order, check availability, non-returnable, non-cancelable)

! Indicate length desired: 5 foot, 6 foot, 7 foot or 8 foot \$ Indicates Lower Price

↓  - Special Order, Non-Returnable, Non-Cancelable. See "Made-To-Order" Statement on Table of Contents Page of this Price List.

MODEL	DESCRIPTION	LIST
WCC92SUB	Substitute WCC92 WeCan® Controller for WeCan® Control Point, When Purchased with F4W Series Only (Not for Use with Photocell Option)	167.00
F4DSCBL	Driver Side Cable Exit	65.00
FLBULK18	Bulk Package of 18 Freedom® IV's, In Place of Individually Boxed Lightbars - Deduct	60.00
795H	GTT Self-Contained LED IR Emitter, Refer to GTT Opticom™ Emitter Section for Pricing	
F4795H	Installation (Pre-wired) of 795H in a Freedom® IV Lightbar, No Charge when Purchased with a 795H Emitter, Center Mount Option Only	
F4795HT	Two 3-LED Take Downs and Installation (Pre-wired) of 795H (Purchased Separately) in a Freedom® IV Lightbar, Center Mount Option Only	281.00
F4500S	Strobe for Center Mount, Includes External Cable, Center Mount Only	185.00
F4500ST	Two 3-LED Take Downs and Strobe, Includes External Cable for Strobe, Center Mount Option Only	325.00
PF_#F4#	Pioneer™ Lightbar Mount for Freedom® IV, Refer to Pioneer and Pioneer Plus™ Series Lightbar Mount for Models and Pricing	
F4WPHOTO	Photocell Option for Hi/Low Power, F4W Series Only, No Charge when Ordered with Lightbar (Not for Use with Smoked or Colored Lens or with WCC92/WCC92SUB)	
F4XPHOTO	Photocell Option for Hi/Low Power, F4X Series Only, No Charge when Ordered with Lightbar (Not for Use with Smoked or Colored Lens or with WCC92/WCC92SUB)	
F4CF*	Color Filter, Corner Module, Each	6.15
F4LF*	Color Filter, Long Module, Each	6.15
F4SF*	Color Filter, Short Module, Each	6.15
F42END*	Color End Dome for 44" or 55" Lightbar, When Purchased with a Lightbar, Add Each	29.00
F42END#	Color End Dome with Clear Alley Window, for 44" or 55" Lightbar, When Purchased with a Lightbar, Add Each	29.00
F48END*	Color End Dome for 49", 60", 70", 72", 76", 81", 92" and 98" Lightbar, When Purchased with a Lightbar, Add Each	29.00
F48END#	Color End Dome with Clear Alley Window, for 49", 60", 70", 72", 76", 81", 92" and 98" Lightbar, When Purchased with a Lightbar, Add Each	29.00
F41CNT*	Color Center Dome for One Light Center Section, When Purchased with a Lightbar, Add Each	14.00
F42CNT*	Color Center Dome for Two Light Center Section, When Purchased with a Lightbar, Add Each	14.00
F42ENDX	Smoked End Dome for 44" and 55" Lightbar, When Purchased with a Lightbar, Add Each	10.50
F48ENDX	Smoked End Dome for 49", 60", 72", 81", 92" and 98" Lightbar, When Purchased with a Lightbar, Add Each	10.50
F41CNTX	Smoked Center Dome for One Light Center Section, When Purchased with a Lightbar, Add Each	10.50
F42CNTX	Smoked Center Dome for Two Light Center Section, When Purchased with a Lightbar, Add Each	10.50
F4DIVIDX	Smoked Divider, Add Each	10.50

### Freedom® IV Rota-Beam™ Super-LED® Series Lightbars

Clear Outer Domes with Clear Dividers. Multiple Flash Patterns with Passenger Side Cable Exit (For Mounting Options, See Optional Mounting Kits).

**Edge® Freedom® IV F4R Rota-Beam™ Series Super-LED® Lightbars**, Includes Four Half Corner Super-LED® Beacons and Scan-Lock™ Flash Patterns.

F4R2****	55", 4 Red, Blue, Amber and/or White, Single Color Modules	3121.00
F4R0****	60", 4 Red, Blue, Amber and/or White, Single Color Modules	3423.00
F4R7****	72", 4 Red, Blue, Amber and/or White, Single Color Modules	3423.00

### Edge® Freedom® IV Rota-Beam™ Series Options

F4RB*	One Super-LED® Rota-Beam™ Module, Red, Blue, Amber or White, for Inboard Front or Rear	416.00
F4RDL*	One Single Long 12 Super-LED® Lighthead, Red, Blue, Amber or White	237.00
F4RDS*	One Single Short 6 Super-LED® Lighthead, Red, Blue, Amber or White	167.00
F4RA3	Two 3-LED Super-LED® Alley Lights	169.00
F4RA6	Two 6-LED Super-LED® Alley Lights	223.00
F4R6TL	Two 6-LED Super-LED® Long Take Down Lights	223.00
F4R3TS	Two 3-LED Super-LED® Short Take Down Lights	169.00
F4R6TS	Two 6-LED Super-LED® Short Take Down Lights	223.00
F4RFLASH	Flasher for Front or Rear F4RDS* and F4RDL*, purchased separately. Up to Two per Bar. Each Front or Rear Flasher Controls up to Four Lights, for a Total of Eight	104.00
F4795H	Installation (Pre-wired) of 795H in a Freedom® IV Rota-Beam™ Lightbar, No Charge when Purchased with a 795H Emitter, Center Mount Option Only	
FRDSCBL	Driver Side Cable Exit, for Lightbars up to 60" Long	65.00
F4RDSC72	Driver Side Cable Exit, for Lightbars 72" or Longer	65.00

### Legacy® Super-LED® Series Lightbars

WeCan® with DUO+™, Diamond Optix™ and Multiple Flash Patterns. Clear Outer Lens with Passenger Side Cable Exit. For Mounting Options, Use MKLP Models located in the Optional Mounting Kits.

**Legacy® GB WeCan® DUO+™ Color Series Super-LED®**, Includes Four Extra High Intensity Corner Linear-LED® Modules with Independent Control of the Two Colors of Each Lighthead.

GB4****	44", 4 Single Color Red, Blue, Amber and/or White	2080.00
GB4####	44", 4 Two Color Red, Blue, Amber and/or White	2080.00



GB8****	48", 4 Single Color Red, Blue, Amber or White	2080.00
GB8####	48", 4 Two Color Red, Blue, Amber and/or White	2080.00
GB2****	54", 4 Single Color Red, Blue, Amber and/or White	2236.00
GB2####	54", 4 Two Color Red, Blue, Amber and/or White	2236.00
<b>Legacy® Series Options</b> , Options not Available on all Models, Refer to WeCad™ Build-A-Bar Program for Lighthouse Placement.		
GBDL*	One Single Color DUO+™ Red, Blue, Amber or White, Long Super-LED® Lighthouse	208.00
GBDL#	One Dual Color DUO+™ Red, Blue, Amber and/or White, Long Super-LED® Lighthouse	208.00
GBDS*	One Single Color DUO+™ Red, Blue, Amber or White, Short Super-LED® Lighthouse	121.00
GBDS#	One Dual Color DUO+™ Red, Blue, Amber and/or White, Short Super-LED® Lighthouse	121.00
GBTL	Two Long Super-LED® Take-Down Lights	233.00
GBTS	Two Short Super-LED® Take-Down Lights	131.00
GBA	Two Super-LED® Alley Lights	131.00
GBAW*	One Super-LED® DUO+™ Warning/Warning or Warning/Alley Light, Single Color	121.00
GBAW#	One Super-LED® DUO+™ Warning/Warning or Warning/Alley Light, Dual Color	121.00
GBCF*	Color Filter, Corner Module	6.15
GBLF*	Color Filter, Long Module	6.15
GBSF*	Color Filter, Short Module	6.15
WCC92SUB	Substitute WCC92 WeCan® Controller for WeCan Control Point, For Use with Legacy® Series Only (Not for Use with Photocell Option)	167.00
DELWCCP	Delete WeCan® Control Point (DEDUCT)	39.00
GBDSCBL	Driver Side Cable Exit	65.00
GB8ENDX	Smoked End Dome for 48" Lightbar Only, When Purchased with a Lightbar, Add Each	10.50
GB2ENDX	Smoked End Dome, for 44" or 54" Lightbar Only, Purchased with a Lightbar, Add Each	10.50
GBCNTX	Smoked Center Dome for 54" Lightbar Only, When Purchased with a Lightbar, Add	10.50
GBDIVIDX	Smoked Divider, When Purchased with a Lightbar, Add Each	10.50
GSPHOTO	Photocell Option for Hi/Low Power, No Charge when Ordered with Lightbar (Not for Use with Smoked or Colored Lens or with WCC92/WCC92SUB)	

#### Legacy® TRIO™ Series Super-LED® Lightbars

Includes Four Corner TRIO™ Modules, Alley Lights and Clear Lens. 44" Lightbar Features 10 Inboard Modules and Two 6-LED Take-Down Lights. 48" and 54" Lightbars Feature 14 Inboard Modules and Two 3-LED (48") or Two 6-LED (54") Take-Down Lights. For Mounting Options, See Optional Mounting Kits).

#### Legacy® TRIO1 Series Super-LED® Lightbars, Red/Blue with White Illumination

††	G341	44"	5905.00
††	G381	48"	6217.00
	G321	54"	6527.00

#### Legacy® TRIO2 Series Super-LED® Lightbars, Red/Blue with White Illumination Front and Rear Corners, Red/Amber/White Driver Rear Inboard and Blue/Amber/White Passenger Inboard

††	G342	44"	5905.00
††	G382	48"	6217.00
††	G322	54"	6527.00

#### Legacy® TRIO3 Series Super-LED® Lightbars, Red/Blue with Green Corners and White Illumination Front and Rear Inboards

††	G343	44"	6120.00
††	G383	48"	6433.00
††	G323	54"	6742.00

#### Legacy® TRIO4 Series Super-LED® Lightbars, Red/Blue with Green Corners and White Illumination Front Inboards and Red/Amber/White Driver Rear Inboard and Blue/Amber/White Passenger Inboard

††	G344	44"	6120.00
††	G384	48"	6433.00
††	G324	54"	6742.00

#### Legacy® TRIO5 Series Super-LED® Lightbars, Red/Blue with White Illumination to the Front and Rear Corners and Red/Blue/Amber Rear Inboards

††	G345	44"	5905.00
††	G385	48"	6217.00
††	G325	54"	6527.00

#### Legacy® TRIO6 Series Super-LED® Lightbars, Red/Blue with Green Corners and White Illumination Front Inboards and Red/Blue/Amber Rear Inboards

††	G346	44"	6120.00
††	G386	48"	6433.00
††	G326	54"	6742.00

#### Legacy SOLO™ Super-LED® Series Lightbars

WeCan®, Diamond Optix™ and Multiple Flash Pattern. Clear outer Lens with Passenger Side Cable Exit. For Mounting options, Use MKLP Located in the Optional Mounting Kits

#### Legacy SOLO™ GS WeCan® Series Lightbars

	GS4****	44" Single Color, Red, Blue, Amber and/or White	1872.00
	GS8****	48" Single Color, Red, Blue, Amber and/or White	1872.00
	GS2****	54" Single Color, Red, Blue, Amber and/or White	2028.00




All models are 12 Volt D.C. only unless otherwise noted above. For other voltages contact factory.

\* Replace symbol in model number with letter indicating lens color or LED color desired: **A** = Amber; **B** = Blue; **C** = Clear/White; **R** = Red; **G** = Green

# Replace symbol in model number with letter indicating SPLIT lens or LED color desired: **D** = Red/Clear or White; **E** = Blue/Clear or White; **F** = Amber/Clear or White; **H** = Green/Clear or White; **J** = Red/Blue; **K** = Red/Amber; **L** = Red/Green; **M** = Blue/Amber † (to be discontinued, check availability) ‡ (special order, check availability, non-returnable, non-cancelable)

! Indicate length desired: 5 foot, 6 foot, 7 foot or 8 foot \$ Indicates Lower Price

↓  - Special Order, Non-Returnable, Non-Cancelable. See "Made-To-Order" Statement on Table of Contents Page of this Price List.

**MODEL DESCRIPTION LIST**  
**Legacy SOLO™ Series Options,** Options not Available on all Models, Refer to WeCad™ Build-A-Bar Program for Lighthead Placement

GSDL*	One Super-LED® Single Color Long Lighthead, Red, Blue, Amber or White	121.00
GSDS*	One Super-LED® Single Color Short Lighthead, Red, Blue, Amber or White	83.00
GBTL	Two Long Super-LED® Take-Down Lights	233.00
GBTS	Two Short Super-LED® Take-Down Lights	131.00
GBA	Two Super-LED® Alley Lights	131.00
GSAW*	One Super-LED® Single Color Short Lighthead for Alley Position Only, Red, Blue, Amber or White	93.00
GSTL*	One Super-LED® DUO™ Warning/Traffic Advisor™ Long Lighthead, Warning Available in Red, Blue or White	197.00
GSTS*	One Super-LED® DUO™ Warning/Traffic Advisor™ Short Lighthead, Warning Available in Red, Blue or White	115.00
GSPHOTO	Photocell Option for Hi/Low Power, No Charge when Ordered with Lightbar (Not for Use with Smoked or Colored Lens or with WCC92/WCC92SUB)	
GBCF*	Color Filter, Corner Module	6.15
GBLF*	Color Filter, Long Module	6.15
GBSF*	Color Filter, Short Module	6.15
WCC92SUB	Substitute WCC92 WeCan® Controller for WeCan Control Point, For Use with Legacy® Series Only (Not for Use with Photocell Option)	167.00
DELWCCP	Delete WeCan® Control Point (DEDUCT)	39.00
GBDSCBL	Driver Side Cable Exit	65.00
GB8ENDX	Smoked End Dome for 48" Lightbar Only, When Purchased with a Lightbar, Add Each	10.50
GB2ENDX	Smoked End Dome, for 44" or 54" Lightbar Only, When Purchased with a Lightbar, Add Each	10.50
GBCENTX	Smoked Center Dome for 54" Lightbar Only, When Purchased with a Lightbar, Add Each	10.50
GBDIVIDX	Smoked Divider, When Purchased with a Lightbar, Add Each	10.50

## Liberty™ II Super-LED® Series Lightbars

Clear Outer Lens with Clear Dividers with Multiple Flash Patterns and Passenger Side Cable Exit. For Mounting Options, Use MKLP Located in the Optional Mounting Kits

**Liberty™ II, SOLO™ IX & IG Low Current Series,** Four Single Color Corner Modules. For use with Single Color Inboard Lighthead Options Only.

IX4****	44" Single Color, Red, Blue, Amber and/or White	1584.00
IX8****	48" Single Color, Red, Blue, Amber and/or White	1584.00
IX2****	54" Single Color, Red, Blue, Amber and/or White	1584.00
IG8****	48" Single Color, Red, Blue, Amber and/or White, with Center Section for 795H, Strobe or Center LED Warning	1668.00
IG2****	54" Single Color, Red, Blue, Amber and/or White, with Center Section for 795H, Strobe or Center LED Warning	1668.00

**Liberty™ II, SOLO™ IW & IH WeCan® Series,** Four Single Color Corner Modules, with Independent Control of each Lighthead. For use with Single Color Inboard Lighthead Options Only, except for a DUO+™ Rear Traffic Advisor™.

IW4****	44" Single Color, Red, Blue, Amber and/or White	1691.00
IW8****	48" Single Color, Red, Blue, Amber and/or White	1691.00
IW2****	54" Single Color, Red, Blue, Amber and/or White	1691.00
IH8****	48" Single Color, Red, Blue, Amber and/or White, with Center Section for 795H, Strobe or Center LED Warning	1774.00
IH2****	54" Single Color, Red, Blue, Amber and/or White, with Center Section for 795H, Strobe or Center LED Warning	1774.00

## Liberty™ II, SOLO™, IX, IG, IH and IW Series Options

IWDL*	One Single Color Long 6 Super-LED® Lighthead, Red, Blue, Amber or White	173.00
IWDS*	One Single Color Short 3 Super-LED® Lighthead, Red, Blue, Amber or White	120.00
IBDL#	One DUO+™ Color Interleaved Long Super-LED® Lighthead, Red, Blue, Amber and/or White, For use as a Rear DUO+™ Traffic Advisor™ IH and IW Series Only	310.00
IBDS#	One DUO+™ Color Interleaved Short 6 Super-LED® Lighthead, Red, Blue, Amber and/or White, For use as a Rear DUO+™ Traffic Advisor™ IH and IW Series Only	173.00
IHDC*	One Single Color 6-LED Double Reflector Lighthead, Red, Blue, Amber or White, for IG or IH Series Lightbar Only. Rear Center Mount Section Only	173.00
IJDC#	One DUO+™ Color Interleaved Double Reflector Lighthead, Red, Blue, Amber and/or White, for IH Series Lightbar Only. Rear Center Mount Option Only, for use as a DUO+™ Traffic Advisor™	310.00
IWTS3*	One Short 3 Super-LED® Take Down Light and One Single Color Short 3 Super-LED® Lighthead, for Inboard Position in a 48" IW and IX Series Lightbar Only	185.00
IWTS6*	One Short 6 Super-LED® Take Down Light and One Single Color Short 3 Super-LED® Lighthead, for Inboard Position in a 48" IW and IX Series Lightbar Only	236.00
ITL12	Two Long 12 Super-LED® Take Down Lights	408.00
ITS6	Two Short 6 Super-LED® Take Down Lights	233.00
ITL3	<b>NEW</b> Two Long 3 Super-LED® Take Down Lights with Proclera™ Silicone Optics, Replaces Original ITL3 and ITL6	131.00
ITS3	Two Short 3 Super-LED® Take Down Lights	131.00
IA3	Two 3 Super-LED® Alley Lights, with 15° Horizontal Adjustment	131.00





ICF*	Color Filter, for Corner Module Only	6.15
ILF*	Color Filter, Long Module	6.15
ISF*	Color Filter, Short Module	6.15
IWTACNTL	Traffic Advisor™, Internal and External Harness and TACTL5, Lightheads purchased separately. When Purchased with Lightbar Only	568.00
IWBTTLED	Two LED Brake/Tail/Turn Lights, For WeCan® Series Only	190.00
IXBTTLED	Two LED Brake/Tail/Turn Lights, For IX Series Only	211.00
795H	GTT Self-Contained LED IR Opticom™ Emitter, Refer to GTT Opticom™ Emitter Section for Pricing.	
IJ795H	Installation (Pre-wired) of 795H in a Liberty™ II IG or IH Series Lightbar Only. Center Mount Option Only. No Charge when Purchased with 795H	
IJ795HT	Two Super-LED® Flashing Take-Down Lights and Installation (Pre-wired) of 795H in a Liberty™ II IG or IH Series Lightbar Only. Center Mount Option Only	131.00
IJ500S	Strobe for Liberty™ II IG or IH Series Lightbar Only. Center Mount Option Only	185.00
IJ500ST	Two Super-LED® Flashing Take-Down Lights and a Strobe for Liberty™ II IG or IH Series Lightbar Only. Center Mount Option Only	325.00
IWTACBL	Traffic Advisor™, Internal and External Harness, for use with CCSRNATA, Lightheads Purchased Separately. When Purchased with Lightbar Only	230.00
IBDSCBL	Driver Side Cable Exit	65.00
IWPHOTO	Photo Cell Option for Hi/Low Power, For IW Series Only, No Charge when Ordered with Lightbar (Not for Use with Smoked or Colored Lens or with WCC92/WCC92SUB)	
IXPHOTO	Photo Cell Option for Hi/Low Power, For IX Series Only, No Charge when Ordered with Lightbar (Not for Use with Smoked or Colored Lens or with WCC92/WCC92SUB)	
IJ8END#	Color End Dome with Alley Window, for 48" IG or IH Series Only, When Purchased with a Lightbar, Add Each	29.00
IJ2END#	Color End Dome with Alley Window, for 54" IG or IH Series Only, When Purchased with a Lightbar, Add Each	29.00
IJCNT*	Color Center Dome for 48" or 54" IG or IH Series Only, When Purchased with a Lightbar, Add Each	14.00
IJ8ENDX	Smoked End Dome for 48" IG or IH Series Only, When Purchased with a Lightbar, Add Each	10.50
IJ2ENDX	Smoked End Dome, for 54" IG or IH Series Only, When Purchased with a Lightbar, Add Each	10.50
IJCNTX	Smoked Center Dome for 48" or 54" IG or IH Series Only, When Purchased with a Lightbar, Add Each	10.50
IB4ENDX	Smoked End Dome, for 44" IX or IW Series Only, When Purchased with a Lightbar, Add Each	10.50
IB8ENDX	Smoked End Dome for 48" or 54" IX or IW Series Only, When Purchased with a Lightbar, Add Each	10.50
IBCNTX	Smoked Center Dome for 54" IX or IW Series Only, When Purchased with a Lightbar, Add Each	10.50
IBDIVIDX	Smoked Divider for IX, IG, IH or IW Series Only, When Purchased with a Lightbar, Add Each	10.50
WCC92SUB	Substitute WCC92 WeCan® Controller for WeCan Control Point, For Use with Liberty™ II WeCan® Series Only (Not for Use with Photocell Option)	167.00


**Liberty™ II, DUO+™ IB & IJ WeCan® Series and Options**, Four High Intensity Corner Modules, with Independent Color Control of each Lighthead.

IB4****	44" Single Color, Red, Blue, Amber or White	2162.00
IB8****	48" Single Color, Red, Blue, Amber or White	2162.00
IB2****	54" Single Color, Red, Blue, Amber or White	2162.00
IJ8****	48" Single Color, Red, Blue, Amber or White, with Center Section for 795H, Strobe or Center LED Warning	2243.00
IJ8####	48" DUO+™ Color, Red, Blue, Amber and/or White, with Center Section for 795H, Strobe or Center LED Warning	2243.00
IJ2****	54" Single Color, Red, Blue, Amber or White, with Center Section for 795H, Strobe or Center LED Warning	2243.00
IJ2####	54" DUO+™ Color, Red, Blue, Amber and/or White, with Center Section for 795H, Strobe or Center LED Warning	2243.00
IB4####	44" DUO+™ Color, Red, Blue, Amber and/or White	2162.00
IB8####	48" DUO+™ Color, Red, Blue, Amber and/or White	2162.00
IB2####	54" DUO+™ Color, Red, Blue, Amber and/or White	2162.00
IBDL*	One Single Color Long 12 Super-LED® Lighthead, Red, Blue, Amber or White	310.00
IBDL#	One DUO+™ Color Interleaved Long Super-LED® Lighthead, Red, Blue, Amber and/or White	310.00
IBDS*	One Single Color Short 6 Super-LED® Lighthead, Red, Blue, Amber or White	173.00
IBDS#	One DUO+™ Color Interleaved Short 6 Super-LED® Lighthead, Red, Blue, Amber and/or White	173.00
ITL12	Two Long 12 Super-LED® Take Down Lights	408.00
IJDC*	One Single Color Double Reflector Lighthead, Red, Blue, Amber or White, for IJ Series Lightbar Only. Rear Center Mount Option Only	310.00
IJDC#	One DUO+™ Color Interleaved 12-LED Double Reflector Lighthead, Red, Blue, Amber and/or White, for IJ Series Lightbar Only. Rear Center Mount Option Only	310.00
ITS6	Two Short 6 Super-LED® Take Down Lights	233.00
ITL3	<b>NEW</b> Two Long 3 Super-LED® Take Down Lights with Proclera™ Silicone Optics, Replaces Original ITL3 and ITL6	131.00
ITS3	Two Short 3 Super-LED® Take Down Lights	131.00
IBTS3*	One Short 3 Super-LED® Take Down Light and One Single Color Short 6 Super-LED® Lighthead, for Inboard Position in a 48" IB Series Lightbar Only	238.00



All models are 12 Volt D.C. only unless otherwise noted above. For other voltages contact factory.

\* Replace symbol in model number with letter indicating lens color or LED color desired: **A** = Amber; **B** = Blue; **C** = Clear/White; **R** = Red; **G** = Green

# Replace symbol in model number with letter indicating SPLIT lens or LED color desired: **D** = Red/Clear or White; **E** = Blue/Clear or White; **F** = Amber/Clear or White; **H** = Green/Clear or White; **J** = Red/Blue; **K** = Red/Amber; **L** = Red/Green; **M** = Blue/Amber † (to be discontinued, check availability)  (special order, check availability, non-returnable, non-cancelable)

! Indicate length desired: 5 foot, 6 foot, 7 foot or 8 foot \$ Indicates Lower Price




↓  - Special Order, Non-Returnable, Non-Cancelable. See "Made-To-Order" Statement on Table of Contents Page of this Price List.

MODEL	DESCRIPTION	LIST
IBTS3#	One Short 3 Super-LED® Take Down Light and One DUO+™ Interleaved Short Super-LED® Lighthead, for Inboard Position in a 48" IB Series Lightbar Only	238.00
IBTS6*	One Short 6 Super-LED® Take Down Light and One Single Color Short 6 Super-LED™ Lighthead, for Inboard Position in a 48" IB Series Lightbar Only	289.00
IBTS6#	One Short 6 Super-LED® Take Down Light and One DUO+™ Interleaved Short 6 Super-LED® Lighthead, for Inboard Position in a 48" IB Series Lightbar Only	289.00
IA3	Two 3 Super-LED® Alley Lights with 15° Horizontal Adjustment	131.00
ICF*	Color Filter, for Single Color Corner Module Only	6.15
ILF*	Color Filter, for Single Color Long Module Only	6.15
ISF*	Color Filter, for Single Color Short Module Only	6.15
795H	GTT Self-Contained LED IR Opticom™ Emitter, Refer to GTT Opticom™ Emitter Section for Pricing.	
IJ795H	Installation (Pre-wired) of 795H in a Liberty™ II IJ Series Lightbar Only. Center Mount Option Only. No Charge when Purchased with 795H	
IJ795HT	Two Super-LED® Flashing Take-Down Lights and Installation (Pre-wired) of 795H in a Liberty™ II IJ Series Lightbar Only. Center Mount Option Only	131.00
IJ500S	Strobe for Liberty™ II IJ Series Lightbar Only. Center Mount Option Only	185.00
IJ500ST	Two Super-LED® Flashing Take-Down Lights and a Strobe for Liberty™ II IJ Series Lightbar Only. Center Mount Option Only	325.00
IWBTTLED	Two LED Brake/Tail/Turn Lights, For WeCan® Series Only	190.00
IBDSCBL	Driver Side Cable Exit	65.00
IJ8END#	Color End Dome with Alley Window, for 48" IJ Series Only, When Purchased with a Lightbar, Add Each	29.00
IJ2END#	Color End Dome with Alley Window, for 54" IJ Series Only, When Purchased with a Lightbar, Add Each	29.00
IJCNT*	Color Center Dome for 48" or 54" IJ Series Only, When Purchased with a Lightbar, Add	14.00
IJ8ENDX	Smoked End Dome for 48" IJ Series Only, When Purchased with a Lightbar, Add Each	10.50
IJ2ENDX	Smoked End Dome, for 54" IJ Series Only, When Purchased with a Lightbar, Add Each	10.50
IJCNTX	Smoked Center Dome for 48" or 54" IJ Series Only, When Purchased with a Lightbar, Add	10.50
IB4ENDX	Smoked End Dome, for 44" IB Series Only, When Purchased with a Lightbar, Add Each	10.50
IB8ENDX	Smoked End Dome for 48" or 54" IB Series Only, When Purchased with a Lightbar, Add Each	10.50
IBCNTX	Smoked Center Dome for 54" IB Series Only, When Purchased with a Lightbar, Add	10.50
IBDIVIDX	Smoked Divider for IB or IJ Series Only, When Purchased with a Lightbar, Add Each	10.50
WCC92SUB	Substitute WCC92 WeCan® Controller for WeCan® Control Point, For Use with Liberty™ II WeCan Series Only (Not for Use with Photocell Option)	167.00
IWPHOTO	Photo Cell Option for Hi/Low Power, No Charge when Ordered with Lightbar (Not for Use with Smoked or Colored Lens or with WCC92/WCC92SUB)	




**Liberty™ II TRIO™ Series Super-LED® Lightbars**

Includes Four Corner TRIO® Modules, Alley Lights and Clear Lens. 44" and 48" Lightbar Features 10 Inboard Modules and Two 3-LED Take-Down Lights. 54" Lightbar Features 14 Inboard Modules and Two 3-LED Take-Down Lights. (For Mounting Options, See Optional Mounting Kits).

**Liberty™ II TRIO1 Series Super-LED® Lightbars, Red/Blue with White Illumination**

	I341	44"	5905.00
	I381	48"	6217.00
	I321	54"	6527.00

**Liberty™ II TRIO2 Series Super-LED® Lightbars, Red/Blue with Traffic Advisor™ and White Illumination**

	I342	44"	5905.00
	I382	48"	6217.00
	I322	54"	6527.00

**Liberty™ II TRIO3 Series Super-LED® Lightbars, Red and Blue Warning with Green Command Corners and White Illumination Inboard**

	I343	44"	6120.00
	I383	48"	6433.00
	I323	54"	6742.00

**Liberty™ II TRIO4 Series Super-LED® Lightbars, Red and Blue Warning with Amber Traffic Advisor™ and Green Command Corners and White Illumination Front and Rear Inboard**

	I344	44"	6120.00
	I384	48"	6433.00
	I324	54"	6742.00

**Liberty™ II TRIO5 Series Super-LED® Lightbars, Red/Blue with White Illumination to the Front and Rear Corners and Red/Blue/Amber Rear Inboards**

	I345	44"	5905.00
	I385	48"	6217.00
	I325	54"	6527.00

**Liberty™ II TRIO6 Series Super-LED® Lightbars, Red/Blue with Green Corners and White Illumination Front Inboards and Red/Blue/Amber Rear Inboards**

	I346	44"	6120.00
---	------	-----	---------



††	I386	48"	6433.00
††	I326	54"	6742.00

#### Liberty™ II, TRIO™ Series Options

††	SUBI3T6S	Substitute 6 Super-LED® Short Take-Downs for 3 Super-LED® Short Take-Downs, for Liberty™ II TRIO™ Only	102.00
††	SUBI3T12	<b>NEW</b> Substitute 12 Super-LED® Long Take-Downs for 3 Super-LED® Long Take-Downs with Proclera™ Silicone Optics, for Liberty™ II TRIO™ Only	278.00

#### Justice® Super-LED® WeCan® Series Lightbars

Black Base with Clear Outer Lenses Standard with Multiple Flash Patterns and Passenger Side Cable Exit. (For Mounting Options, See Optional Mounting Kits).

**Justice® JV WeCan® Series Super-LED®**, Includes Four Corner Linear-LED® Modules with 9 Super-LED®s Per Module.

	JV4****	44" 4 Red, Blue, Amber and/or White	1472.00
	JV8****	50.125" 4 Red, Blue, Amber and/or White	1541.00
	JV2****	56.25" 4 Red, Blue, Amber and/or White	1616.00

**Justice® JY WeCan® Series Super-LED®**, Includes Four Corner Linear-LED® Modules with 6 Super-LED®s Per Module.

	JY4****	44" 4 Red, Blue, Amber and/or White	1360.00
	JY8****	50.125" 4 Red, Blue, Amber and/or White	1428.00
	JY2****	56.25" 4 Red, Blue, Amber and/or White	1503.00

#### Justice® WeCan® Series Options

	JDC*	One CON3™, Red, Blue, Amber or White	104.00
	JDH*	One LTR3™, for Use in Center Section Only, Red, Blue, Amber or White	104.00
	JDL*	One LIN6™, Red, Blue, Amber or White	167.00
	JDL#	One DUO™ LIN6™, Red/Amber or Blue/Amber, For use in Rear of Bar as a DUO™ Traffic Advisor™	176.00
	JTLS1	Two LR11 Super-LED® Flashing Take-Down Lights with 15° Horizontal Adjustment	117.00
	JALF1	Two LR11 Super-LED® Flashing Alley Lights with 15° Horizontal Adjustment	117.00
	JDLF**	Two Red, Blue and/or Amber Flashing LR11 Super-LED® Modules in Alley Light Positions, with 15° Horizontal Adjustment	230.00
	JCTLS1	One LR11 Super-LED® Flashing Take-Down Light, for Single Center Section, with 15° Horizontal Adjustment	70.00
	JCTLS12	Two LR11 Super-LED® Flashing Take-Down Lights, for Two Center Sections, with 15° Horizontal Adjustment	117.00
	JCTLS1D	One Dual LR11 Super-LED® Flashing Take-Down Lights, for Single Center Section, with 15° Horizontal Adjustment	117.00
	JTDLED1	One Super High Intensity LED Take-Down, for Center Section of a 50" Lightbar	116.00
	JTDLED2	Two Super High Intensity LED Take-Down Lights	230.00
	JWLLED2	Two Super High Intensity LED Work Lights	230.00
	JXALF1L	Two Super-LED® External Alley Lights, for Standard End Section	309.00
	JXALF**L	Two Red, Blue and/or Amber Super-LED® Modules in External Alley Light Positions, for Standard End Section	259.00
	JBTLED	Two LED Brake/Turn/Tail Lights	195.00
	JTA2W	Two Wire Control Traffic Advisor™, Standard Feature if Appropriate Number of Lighthoods are Purchased	
	JTACNTL	Traffic Advisor™ Includes Internal, External Harness and TACTL5, Lighthoods Purchased Separately. When Purchased with Lightbar Only. For Use with CON3™ Center Module Only	568.00
	JTACBL	Traffic Advisor™ Includes Internal and External Harness, for use with CCSRNTA3, Lighthoods Purchased Separately. When Purchased with Lightbar Only. For Use with CON3™ Center Module Only	230.00
	WCC9SUB	Substitute WCC9 WeCan® Controller for WeCan® Electronic Control Point Module. When Purchased with WeCan® JV & JY Series Lightbars Only, ADD	167.00
	DELWCCP	Delete WeCan® Control Point, for use with JV and JY Series Only - DEDUCT	39.00
††	JDSCBL	Driver Side Cable Exit, in Place of Passenger Side	
	JBULK18	Bulk Package of 18 Justice® Series Lightbars, In Place of Standard Individually Boxed Lightbars-DEDUCT	60.00



#### Justice® Super-LED® Competitor™ Series Lightbars

Black Base with Clear Outer Lenses Standard. Standard Current Switching with Scan-Lock™ Flash Patterns, Pattern Override Mode and Passenger Side Cable Exit. (For Mounting Options, See Optional Mounting Kits).

**Justice® "JC" Competitor™ Series Super-LED®**, Includes Four Corner Linear-LED® Modules with 9 Super-LED®s Per Module.

	JC4****	44" 4 Red, Blue, Amber and/or White	1133.00
	JC8****	50.125" 4 Red, Blue, Amber and/or White	1220.00
	JC2****	56.25" 4 Red, Blue, Amber and/or White	1305.00
	JC0****	62.375" 4 Red, Blue, Amber and/or White	1404.00

**Justice® "JE" Competitor™ Series Super-LED®**, Includes Four Corner Linear-LED® Modules with 6 Super-LED®s Per Module.

	JE4****	44" 4 Red, Blue, Amber and/or White	1020.00
	JE8****	50.125" 4 Red, Blue, Amber and/or White	1107.00
	JE2****	56.25" 4 Red, Blue, Amber and/or White	1191.00
	JE0****	62.375" 4 Red, Blue, Amber and/or White	1289.00

#### Justice® Competitor™ Series Options

	JDC*	One CON3™, Red, Blue, Amber or White	104.00
--	------	--------------------------------------	--------

All models are 12 Volt D.C. only unless otherwise noted above. For other voltages contact factory.

\* Replace symbol in model number with letter indicating lens color or LED color desired: **A** = Amber; **B** = Blue; **C** = Clear/White; **R** = Red; **G** = Green

# Replace symbol in model number with letter indicating SPLIT lens or LED color desired: **D** = Red/Clear or White; **E** = Blue/Clear or White; **F** = Amber/Clear or White; **H** = Green/Clear or White; **J** = Red/Blue; **K** = Red/Amber; **L** = Red/Green; **M** = Blue/Amber † (to be discontinued, check availability) ‡ (special order, check availability, non-returnable, non-cancelable)

! Indicate length desired: 5 foot, 6 foot, 7 foot or 8 foot \$ Indicates Lower Price



Lightbars

↓ †† - Special Order, Non-Returnable, Non-Cancelable. See "Made-To-Order" Statement on Table of Contents Page of this Price List.

MODEL	DESCRIPTION	LIST
JDH*	One LTR3™, for Use in Center Section Only, Red, Blue, Amber or White	104.00
JDL*	One LIN6™, Red, Blue, Amber and/or White	167.00
JHALF1	Two LR11 Super-LED® Steady-Burn Alley Lights with 15° Horizontal Adjustment	183.00
JHTLS2	Two LR11 Super-LED® Steady-Burn Take-Down Lights with 15° Horizontal Adjustment	183.00
JHCTLS1	Two LR11 Super-LED® Center-Mounted Steady-Burn Take-Down Lights with 15° Horizontal Adjustment for two center sections	183.00
JHCTLS1D	One Dual LR11 Super-LED® Take-Down Light, for Single Center Section, with 15° Horizontal Adjustment	183.00
JHTDALL1	Four LR11 Super-LED®s, Two Steady-Burn Take-Down and Two Steady-Burn Alley Lights with 15° Horizontal Adjustment	285.00
JHCTAL1	Four LR11 Super-LED®, Two Center-Mounted Steady-Burn Take-Down and Two Steady-Burn Alley Lights with 15° Horizontal Adjustment for two center sections	285.00
JHCTAL1D	Four LR11 Super-LED®, One Dual LR11 Center-Mounted Steady-Burn Take-Down Light, for Single Center Section and Two Steady-Burn Alley Lights with 15° Horizontal Adjustment	285.00
JHFLASH	Flasher for Flashing Take-Down or Flashing Work Lights, Please Specify	117.00
JHBTTLED	Two LED Brake/Tail/Turn Lights	276.00
JTACNTL	Traffic Advisor™, Includes Internal and External Harness and TACTL5, Lightheads Purchased Separately. When Purchased with Lightbar Only. For Use with CON3™ Center Module Only	568.00
JTACBL	Traffic Advisor™ Internal and External Harness, for use with CCSRNTA3, Lightheads Purchased Separately. When Purchased with Lightbar Only. For Use with CON3™ Center Module Only	230.00
†† JDSCBL	Driver Side Cable Exit, in Place of Passenger Side	
DELWCCP	Delete WeCan® Control Point, for use with Justice Competitor Series Plus Lightbars Only - DEDUCT	39.00
JBULK18	Bulk Package of 18 Justice® Series Lightbars, In Place of Standard Individually Boxed Lightbars- DEDUCT	60.00

**Century™ Elite Series LED Lightbars**

**Century™ Elite Series LED Lightbars**, Includes Four Corner Linear-LED® Modules.

CE4****	44", 4 Red, Blue, Amber or White	900.00
CE8****	50", 4 Red, Blue, Amber or White	979.00

**Century™ Elite Series Options**

CEDLX*	One Linear12™ LED Red, Blue, Amber or White	159.00
CETAT8	Eight TIR Lamp Amber LED Traffic Advisor™, Requires No Special Control Head, For CE4, 44", Models Only	556.00
CETAL5	Five LED Lamp Amber Linear-LED® Traffic Advisor™, Requires No Special Control Head, For CE8, 50", Models Only	785.00
CTLS1	Two LR11 LED Take Down Lights	117.00
CALF1	Two LR11 LED Alley Lights	117.00



**Towman's™ Super-LED® Series Lightbars**

Individual Control of Front and/or Rear Lightheads. All Models Include 4 Corner Amber Linear-LED® Modules, LED Work Lights, LED Brake/Tail/Turn Lights.

**Towman's™ Freedom® IV Series**, Includes LED Brake/Tail/Turn and LED Work Lights

F40BAAAA	60" Long, Low Current, 3 Slide Bolt Mounting Brackets, Amber, and Eight Inboard Modules	4685.00
F4EDLA	One Single Color Long Economy DYAD™ Lighthead, Amber	130.00

**Towman's™ Liberty™ II WeCan® Series**

IW0BAAAA	60" Long, 4 Slide Bolt Mounting Brackets, Amber, Four Corner and Six Inboard	3490.00
IWDL*	One Single Color Long 6 Super-LED® Lighthead, Amber, Blue, Red or White	173.00
IWDS*	One Single Color Short 3 Super-LED® Lighthead, Amber, Blue, Red or White	120.00

**Towman's™ Justice® Competitor™ Series**, Includes LED Work Lights Unless Specified.

†† JF0TAAAA	62.375" Long, 3 Slide Bolt Mounting Brackets, Amber	1552.00
JF0BAAAA	62.375" Long, 3 Slide Bolt Mounting Brackets, Amber and 6 CON3™ Amber	1828.00
†† JF0DAAAA	62.375" Long, 3 Slide Bolt Mounting Brackets, Amber with a Five CON3™ Traffic Advisor™, No Work Lights	2177.00
JF0FAAAA	62.375" Long, 3 Slide Bolt Mounting Brackets, Amber with 16 CON3™ Amber and LED Brake/Tail/Turn, No Work Lights	2196.00
JDC*	One CON3™, Amber, Blue, Red or White	104.00

**Towman's™ Century™ Series**

CW0BAAAA	60" Long, 3 Slide Bolts Mounting Brackets, Amber with 4 Amber Inboard Modules	1569.00
CDT6A	Optional, One Amber TIR6™ Inboard Module	71.00
CEDLXA	One Amber LIN12™ Super-LED®	159.00





**NFPA Lightbars**

Meeting NFPA 1901 Zone "A" Upper Lighting Requirements, For Available Options, Contact Factory. (For Mounting Options, See Optional Mounting Kits).

**NFPA Edge® Freedom® IV F4N Low Current DYAD™ Series Linear Super-LED® Lightbars**, ZONE "A" UPPER, All Models Include Clear Outer Lens, Freight Surcharge May Apply.

F4N2VLED	55", Four Red Corners and Four Front (2 Red/2 White)	2790.00
F4N0VLED	60", Four Red Corners and Four Front (2 Red/2 White)	3269.00
F4N7VLED	72", Four Red Corners and Four Front (2 Red/2 White)	3269.00
F4N2QLED	55", Two Red Front Corners and Four Front (2 Red/2 White) and Two End Red, Square Ends	2790.00
F4N0QLED	60", Two Red Front Corners and Four Front (2 Red/2 White) and Two End Red, Square Ends	3269.00
F4N7QLED	72", Two Red Front Corners and Four Front (2 Red/2 White) and Two End Red, Square Ends	3269.00
F4NMINI	Two 21.5" Mini Freedom® IVs, Each Lightbar Consists of Two Red Front Corners, Two Front Center White and One Red End, Sold in Pairs	3306.00

**NFPA Justice® Series Super-LED®, ZONE "A" UPPER**, All Models Include Clear Outer Lens.

†† JE2NFPA	56", Four Corner Red Linear-LED®, Six Front CON3™s (4 Red/2 White)	1828.00
†† JE0NFPA	62", Four Corner Red Linear-LED®, Six Front CON3™s (4 Red/2 White)	1912.00

**Options for NFPA Lightbars**

MKEZ7	1-1/2" Permanent Mount / ALL	48.00
MK8H	5" Permanent Mount (Cast Aluminum) / ALL / ALL	121.00
MK9S	Slide Bolt Brackets For Flat Surface Mounting (2 ea.) 48"/52"	59.00
MK20S	Slide Bolt Brackets For Flat Surface Mounting (3 ea.) 60"/72"	95.00

**4500 Series Surface Mount Lightbars**

**4500 Plus Super-LED® Build-A-Bar™ Series**, Not All Options Available on All Lightbars, 4500B Series is a Build-A-Bar, All Inner Lighthoods Purchased Separately.

†† 45B±±	4500 Series Build-A-Bar™, ±± Insert Length 38" or 44" Long	359.00
†† 45B52	4500 Series Build-A-Bar™, 52" Long	457.00
†† 45B52*	4500 Series Build-A-Bar™, 52" Long, with Center-Mounted LED ICC Lights, Replace * with Color of ICC light, A = Amber or R = Red	457.00
†† 45B±±	4500 Series Build-A-Bar™, ±± Insert Length 60" or 72" Long	666.00
†† 45B±±*	4500 Series Build-A-Bar™, ±± Insert Length 60" or 72" Long, with Center-Mounted LED ICC Lights, Replace * with Color of ICC light, A = Amber or R = Red	666.00
†† 45B±±	4500 Series Build-A-Bar™, ±± Insert Length 76" Long	730.00
†† 45B±±*	4500 Series Build-A-Bar™, ±± Insert Length 76" Long, with Center-Mounted LED ICC Lights, Replace * with Color of ICC light, A = Amber or R = Red	730.00
†† 45B±±	4500 Series Build-A-Bar™, Insert Length 82", 84", 86", 88" or 90" Long, Freight Surcharge May Apply	827.00
†† 45B±±*	4500 Series Build-A-Bar™, Insert Length 82", 84", 86", 88" or 90" Long, with LED ICC Lights, Replace * with Color of ICC light, A = Amber or R = Red, Freight Surcharge May Apply	827.00
†† 45KFL	Interior KKK Front Super-LED® Lighting Package, Includes Two Corner Red, Two 400 Series Red and Two 400 Series White Linear-LED®s	1569.00
†† 45KRL	Interior KKK Rear Super-LED® Lighting Package, Includes Two Corner Red, Two 400 Series Red, Two 400 Series Amber Linear-LED®s and Halogen Load Lights	1672.00
†† 45DLOUTA	Delete Outboard Two Amber ICC Lights Only	
†† 45DLOUTR	Delete Outboard Two Red ICC Lights Only	
†† 45DLCNTA	Delete Center Amber ICC Light Only	
†† 45DLCNTR	Delete Center Red ICC Light Only	
†† 45CL*	Add One Single Color Corner Linear-LED® Lighthead, Amber, Blue, Red or White	272.00
†† 45ADRB*	ROTA-BEAM™ Super-LED® Beacon, Red, Blue, Amber or White	416.00
†† 45FL*	Add One Single Color 400 Series Linear-LED® Lighthead, Amber, Blue, Red or White	246.00
†† 45ADL8*	Add One Single Color 700 Series Super-LED® Lighthead (Flashing), Red, Blue or Amber	246.00
†† 45ADLS8*	Add One Single Color 700 Series Super-LED® Lighthead (Steady), Amber, Blue, Red or White (Flasher Purchased Separately)	246.00
†† 45FLASH	Add One Internal Flasher & Harness Only, For up to Two 400 or 700 Series Linear-LED® Super-LED® Lighthoods	95.00
†† 45TA	Super-LED® Traffic Advisor™ and Halogen Load Light Upgrade, for use with 4500B Series 82" or Larger	1808.00
†† 45KFH	Interior KKK Front Halogen Lighting Package, Includes Three Halogen Modules	338.00
†† 45KRH	Interior KKK Rear Halogen Lighting Package, Includes Three Halogen Modules and Two Load Lights	470.00
†† 45LRLOAD	Add a Pair of Triple (6 LR11's total) LR11 Super-LED® Load Lights	461.00
†† 45ALOAD	Add Two Load Lights	135.00
†† 45ADHAL	Add One 700 Series Halogen Lighthead	123.00
†† 45ADDSTR	Add One 700 Series Strobe Lighthead	133.00
†† 45ADDAST	Add One Outboard Angled Strobe Lighthead	133.00
†† 45ADROTA	Add One Rotator	116.00
†† 795H	GTT Self-Contained LED IR Opticom™ Emitter, Refer to GTT Opticom™ Emitters Section for Pricing	
†† 45795H	Installation of 795H in a 4500 Series Lightbar, No Charge when Purchased with 795H	



All models are 12 Volt D.C. only unless otherwise noted above. For other voltages contact factory.

\* Replace symbol in model number with letter indicating lens color or LED color desired: **A** = Amber; **B** = Blue; **C** = Clear/White; **R** = Red; **G** = Green

# Replace symbol in model number with letter indicating SPLIT lens or LED color desired: **D** = Red/Clear or White; **E** = Blue/Clear or White; **F** = Amber/Clear or White; **H** = Green/Clear or White; **J** = Red/Blue; **K** = Red/Amber; **L** = Red/Green; **M** = Blue/Amber † (to be discontinued, check availability) ‡ (special order, check availability, non-returnable, non-cancelable)

! Indicate length desired: 5 foot, 6 foot, 7 foot or 8 foot \$ Indicates Lower Price

↓ †† - Special Order, Non-Returnable, Non-Cancelable. See "Made-To-Order" Statement on Table of Contents Page of this Price List.

### MODEL DESCRIPTION LIST

#### Options, Mounting Kits

For Legacy®, Freedom® IV, Justice® & Liberty™ II Model/Year/Length, Available at Time of Lightbar Purchase ONLY. (For Mounting Kit Options and Replacement Strap & Mounting Kits, See Replacement Parts, Mounting Kits & Strap Kits).

**Chevrolet**, with Lightbar Purchase Only.

	MKEZ95	NEW Colorado / 2015-2017 / Legacy®, Liberty™ II and Freedom® IV 48"-50" or Justice 55"	79.00
	MKEZ96	Suburban (Roof Rack Mount) / 2015-2017 / 55"-60"	79.00
††	MKEZ45	Silverado Pickup / 1999-2006 (2007 Classic) / 52"-55"	79.00
	MKEZ91	Silverado 1500 / GMC 1500 Pickup / 2014-2017 / 52"-55"	79.00
	MKEZ93	Tahoe / 2015-2017 / 52"-55"	79.00

**Chrysler**, with Lightbar Purchase Only.

††	MKEZ69	Charger / 2005-2010 / 48"-50"	79.00
	MKEZ82	Charger / 2011-2017 / 48"-50"	79.00
	MKEA84	Charger / 2011-2017 / 43"-44"	105.00
††	MKEA69	Charger Low Profile Adjustable / 2005-2010 / 43"-44"	105.00
	MKEZ85	Durango / 48"-50" / 2011-2017	79.00
††	MKEZ62	Durango / 2004-2010 / 48"-50"	79.00
††	MKAJ62	Durango, Adjustable Leveling Foot / 2004-2010 / 48"-50"	89.00
	MKEZ79	Ram 1500-3500 / 2010-2011 / 52"-55"	79.00
	MKEZ86	Ram 1500 / 2012-2017 / 52"-55"	79.00

**Ford**, with Lightbar Purchase Only.

	MKEZ89	Escape / 2013-2017 / 48"-50"	79.00
††	MKEZ38	Excursion, For Edge® Series / 2000-2006 / 55"-60"	79.00
††	MKEZ74	Expedition (Low Profile Rack Mount) / 2007-2017 / 52"-55"	79.00
††	MKEZ60	Expedition / 2003-2017 / 52"-55"	79.00
	MKEZ94	NEW F-150 / 2015-2017 / Liberty™ II 59", Freedom® IV 60", Justice® 62"	79.00
	MKAJ94	NEW F-150 / 2015-2017 / Liberty™ II 54", Legacy® 54", Freedom® IV 55" and Justice® 62"	89.00
	MKEA94	F-150 / 2015-2017 / Original Liberty™ 54" (Not Liberty™ II) or Justice® 56"	105.00
††	MKEZ61L	F-150 / 2004-2014 / 52"-55"	79.00
††	MKEZ61	F-150 / 2004-2014 / 60"	79.00
	MKEZ94	NEW F-250/F-350/F-450/F-550 Super Duty / 2017 / Liberty™ II 59", Freedom® IV 60", Justice® 62"	79.00
	MKAJ94	NEW F-250/F-350/F-450/F-550 Super Duty / 2017 / Liberty™ II 54", Legacy® 54", Freedom® IV 55", Justice® 62"	89.00
††	MKEZ38	F-250/F-350/F-450/F-550 Super-Duty / 1999-2016 / 60", Edge® Only	79.00
	MKEZ38L	F-250/F-350/F-450/F-550 Super-Duty / 1999-2016 / 54", Edge® Only	79.00
	MKEZ88	Fusion / 2013-2017 / 48"- 50"	79.00
	MKEA76	Police Interceptor / 2013-2017 / 43"-44"	105.00
	MKEZ76L	Police Interceptor / 2013-2017 / 48"-50"	79.00
	MKEZ83	Police Interceptor Utility / 2013-2017 / 48"-55"	79.00

**Toyota**, with Lightbar Purchase Only.

	MKEZ97	Tacoma / 2016-2017 / 48"	79.00
--	--------	--------------------------	-------

**Permanent Mount**, with Lightbar Purchase Only.

	MKEZ7	1-1/2" Permanent Mount / ALL	47.00
	MKAJ7	Adjustable Leveling Foot for 1-1/2" Permanent Mount / ALL	73.00
	MK8H	5" Permanent Mount (Cast Aluminum) / ALL / ALL	118.00
	MK9S	Slide Bolt Brackets for Flat Surface Mounting (2 ea.) 48"/55"	59.00
	MK20S	Slide Bolt Brackets for Flat Surface Mounting (3 ea.) 60+"	93.00
	MKEZ29	1-1/2" Mounting Foot with Strap Hardware (Straps Purchased Separately)	55.00
	MKEA29	Low Profile Adjustable Foot with Strap Hardware (Straps Sold Separately)	84.00
	MK7SS2	Stainless Steel Heavy Duty 10° Adjustable Permanent Mount Feet, Low	189.00
	MK7SS4	Stainless Steel Heavy Duty 10° Adjustable Permanent Mount Feet, High	215.00

#### Replacement Parts, Mounting Kits & Strap Kits

Replace # with the Vehicle # Listed Above.

#### Replacement Strap Kits & Mounting Kits

	RMKEZ#	Replacement Mounting Kit Includes Feet, Hardware & Straps of your Choice	161.00
	RMKEZ29	Replacement 1 1/2" Mounting Foot with Strap Hardware (Straps Purchased Separately)	95.00
	RMKEA29	Replacement MKEA29 Mounting Foot with Strap Hardware (Straps Purchased Separately)	118.00
	STPKT#	Straps and Bolts Only for Mounting Kit, For Use with MKEZ or MKAJ Only	95.00
††	STPEA69	Straps and Bolts Only for MKEA69 Mounting Kit, Charger / 2005-2016	95.00
	RMKEZ7	Replacement 1-1/2" Permanent Mounting Kit #7	95.00
	RMK9S	Replacement Slide Bolt Mounting Kit #9S (2 ea.)	95.00
	RMK20S	Replacement Slide Bolt Mounting Kit #20S (3 ea.)	128.00
	RMK8H	Replacement 5" Riser Mounting Kit #8H	129.00
	RMKAJ#	Replacement Adjustable Leveling Foot, Includes Feet, Hardware and Choice of Strap # 16, 52, 54, 62, 71 or 72	180.00



NOTE	All straps are special ordered and NON-RETURNABLE. Some modification may be required by the end user to adapt these straps to fit exact vehicle roof line and door jamb positions. This list is intended as a GUIDE ONLY to assist in obtaining the closest strap for vehicle make and fit, and DOES NOT GUARANTEE an exact fit in every case.	
------	--	--

#### Options, Low Profile Mounting Kits

For Legacy® and Liberty II™ Series Lightbars Only

##### Chevrolet

MKLP95	Colorado / 2015 - 2017 / 48"-50"	112.00
MKLP91	Silverado 1500 / GMC 1500 Pickup / 2015-2017 / 52" -55"	112.00
MKLP93	Tahoe / 2015-2017 / 52" - 55"	112.00

##### Chrysler

MKLP82	Charger / 2011-2017 / 48" - 50"	112.00
MKLP86	Ram 1500 / 2012-2017 / 52" - 55"	112.00

##### Ford

MKLP38	F-250/F-350/F-450/F-550 Super Duty / 1999-2016 / 55" -60"	112.00
MKLP88	Fusion / 2013-2017 / 48" - 50"	112.00
MKLP76	Police Interceptor / 2013-2017 / 48" - 50"	112.00
MKLP83	Police Interceptor Utility / 2013-2017 / 48" - 55"	112.00

##### Toyota

MKLP97	Tacoma / 2016-2017 / 48"	112.00
--------	--------------------------	--------



#### Replacement Parts, Low Profile Mounting Kits & Strap Kits

For Legacy® Series Lightbars Only

##### Replacement Strap Kits & Low Profile Mounting Kits

MKLP7	Low Profile Permanent Mounting Foot, When Purchased with Lightbar	103.00
MKLP29	Replacement 1 1/2" Low Profile Mounting Foot with Strap Hardware (Straps Purchased Separately)	94.00
MKLPQDU	Low Profile Foot with Universal Quick Disconnect Mounting Brackets	135.00
RMKLPQDU	Replacement Low Profile Foot with Universal Quick Disconnect Mounting Brackets	161.00
STPKTQDU	Straps and Bolts Only with Universal Quick Disconnect Mounting Brackets	95.00
RMKLP#	Replacement Low Profile Mounting Foot, Include Feet, Hardware and Straps of your Choice	161.00
STPLP#	Straps and Bolts, Use With MKLP Only	95.00
NOTE	All straps are special ordered and NON-RETURNABLE. Some modification may be required by the end user to adapt these straps to fit exact vehicle roof line and door jamb positions. This list is intended as a GUIDE ONLY to assist in obtaining the closest strap for vehicle make and fit, and DOES NOT GUARANTEE an exact fit in every case.	

#### 24 VDC Products

Refer to Series Section for Options. For other 24 VDC Models that are Not Listed Below, Contact Factory for Pricing and Availability.

##### Super-LED® Beacons, 24 VDC

††	L31H*F4	L31 Super-LED® Beacon, Class 1, High Dome, Amber, Blue or Red, Flat Mount, Cast Base	599.00
††	L32L*F4	L32 Super-LED® Beacon, Class 1 in Amber, Class 2 in Red or Blue, Low Dome, Amber, Blue or Red, Flat Mount, Cast Base	375.00
††	L21H*P4	L21 Super-LED® Beacon, Class 1, High Dome, Amber or White, Perm/Pipe/"J" Hook Mount, Polycarbonate Base	343.00
††	L21L*P4	L21 Super-LED® Beacon, Class 1, Low Dome, Amber or White, Perm/Pipe/"J" Hook Mount, Polycarbonate Base	343.00
††	L22H*P4	L22 Super-LED® Beacon, Class 2 Amber, High Dome, Amber, Blue, Red or White, Perm/Pipe/"J" Hook Mount, Polycarbonate Base	198.00
††	L22L*P4	L22 Super-LED® Beacon, Class 2 Amber, Low Dome, Amber, Blue, Red or White, Perm/Pipe/"J" Hook Mount, Polycarbonate Base	198.00
††	L10HAP4	L10 Super-LED® Beacon, Class 1, High Dome, Amber, Perm/Pipe Mount, Polycarbonate Base	164.00
††	L10LAP4	L10 Super-LED® Beacon, Class 1, Low Dome, Amber, Perm/Pipe Mount, Polycarbonate Base	164.00

##### Lightheads, 24 VDC

††	0SU0EDCR	0S Series White Illumination Light, Clear Lens	40.00
††	20U0CDCR	4" Round, 2G Series, Compartment Light, Level 3 Intensity, Optional Mounting Kit Purchased Separately	138.00
††	3SU00FCR	<b>NEW</b> 3" Round Super-LED®, Flashing, White with Clear Lens	75.00
††	3SS00FAR	<b>NEW</b> 3" Round Super-LED®, Flashing, Amber with Amber Lens	75.00
††	3SW00FRR	<b>NEW</b> 3" Round Super-LED®, Flashing, Red with Red Lens	75.00
††	50S03ZAR	500 Series TIR6™ Super-LED®, Amber with Amber Lens	167.00
††	50T03ZBR	500 Series TIR6™ Super-LED®, Blue with Blue Lens	167.00
††	50W03ZRR	500 Series TIR6™ Super-LED®, Red with Red Lens	167.00
††	60U0EHCR	6" Round Surface Mount, Super-LED® Ambulance Interior Light	204.00
††	60U0EJCS	6" Round Surface Mount, 6 LED Interior Light, White, Includes Switch	185.00
††	7SU0ENZR	700 Series, Gradient Opti-Scenelight™, Surface Mount	309.00
††	9SU0ENZR	900 Series, Gradient Opti-Scenelight™, Surface Mount, Includes Flange	546.00
††	90BT4	900 Series, 5mm Brake/Tail/Turn, 2 Flash Patterns	389.00
††	IONSM*4	ION™ Series Surface Mount, Red, Blue, Amber or White, Black Housing	180.00

All models are 12 Volt D.C. only unless otherwise noted above. For other voltages contact factory.

\* Replace symbol in model number with letter indicating lens color or LED color desired: **A** = Amber; **B** = Blue; **C** = Clear/White; **R** = Red; **G** = Green

# Replace symbol in model number with letter indicating SPLIT lens or LED color desired: **D** = Red/Clear or White; **E** = Blue/Clear or White; **F** = Amber/Clear or White; **H** = Green/Clear or White; **J** = Red/Blue; **K** = Red/Amber; **L** = Red/Green; **M** = Blue/Amber † (to be discontinued, check availability) ‡ (special order, check availability, non-returnable, non-cancelable)

! Indicate length desired: 5 foot, 6 foot, 7 foot or 8 foot \$ Indicates Lower Price

↓ †† - Special Order, Non-Returnable, Non-Cancelable. See "Made-To-Order" Statement on Table of Contents Page of this Price List.

MODEL	DESCRIPTION	LIST
†† WIONSM*4	ION™ Series, Wide Angle Surface Mount, Red, Blue, Amber or White, Black Housing	180.00
†† WIONSC*4	ION™ Series, Wide Angle Surface Mount, Red, Blue, Amber or White, Chrome Housing	200.00
†† LINZ6*24	LINZ6™ Series Super-LED®, Red, Blue, Amber or White, with Clear Lens	156.00
†† M2*24	M2 Series Super-LED® with Scan-Lock™ Flash Patterns, Red, Blue, Amber or White, with Color Lens	174.00
†† M2W*24	M2 Series Super-LED®, Warning, Wide Angle, Red, Blue, Amber or White, with Color Lens	174.00
†† M2W*C24	M2 Series Super-LED®, Warning, Wide Angle, Red, Blue, Amber or White, with Clear Lens	174.00
†† M4*24	M4 Series Super-LED® with Scan-Lock™ Flash Patterns, Red, Blue, Amber or White, with Color Lens	188.00
†† M6*24	M6 Series Super-LED® with Scan-Lock™ Flash Patterns, Red, Blue, Amber or White, with Color Lens	229.00
†† M6*C24	M6 Series Super-LED® with Scan-Lock™ Flash Patterns, Red, Blue, Amber or White, with Clear Lens	229.00
†† M6BTT24	M6 Series Brake/Tail/Turn, Red Lens	167.00
†† M6BUW24	M6 Series Back-Up, Clear Lens	223.00
†† M6ZC24	M6 Series Super-LED® Gradient Scene Light	386.00
†† M6T24	M6 Series Amber Turn Signal, Sequential Arrow, Amber Lens	145.00
†† M7*24	M7 Series Super-LED® with Scan-Lock™ Flash Patterns, Red, Blue, Amber or White, with Color Lens	229.00
†† M7ZC24	M7 Series Super-LED® Gradient Scenelight	229.00
†† M9*24	M9 Series Super-LED® with Scan-Lock™ Flash Patterns, Red, Blue, Amber or White, with Color Lens	343.00
†† MCRNS*4	Micron™ Series Super-LED® with Scan-Lock™ Flash Patterns, Red, Blue, Amber or White, Black Flange	156.00
†† NP6B4W	Pioneer™ Nano Work/Scene Lights, 6-LED, with Bail Mount, White	260.00
†† NP6B4B	Pioneer™ Nano Work/Scene Lights, 6-LED, with Bail Mount, Black	260.00
†† MPB4B	Micro Pioneer™ Super-LED® Work Light, Bail/Stud Mount, Black Housing	421.00
†† MPB4W	Micro Pioneer™ Super-LED® Work Light, Bail/Stud Mount, White Housing	421.00
†† MPP4W	Micro Pioneer™ Super-LED® Work Light, Low Profile Pedestal/Swivel Mount, White Housing	579.00
†† MPR4W	Micro Pioneer™ Super-LED® Work Light, Straight Recessed Mount, White Housing	516.00
†† PELCB4	Perimeter Enhancement Light, White Super-LED®, Black Housing	210.00
†† PELCC4	Perimeter Enhancement Light, White Super-LED®, Chrome Housing	210.00
†† PFH14	<b>NEW</b> Single Panel, Pioneer Plus™, Super-LED® Flood Light, White Housing (Replaces PFP14)	858.00
†† PFP14	Single Panel, Pioneer Plus™, Super-LED® Flood Light, White Housing	858.00
†† PFH24	<b>NEW</b> Dual Panel, Pioneer Plus™, Super-LED® Flood Light, White Housing (Replaces PFP24)	1497.00
†† PFP24	Dual Panel, Pioneer Plus™, Super-LED® Flood Light, White Housing	1497.00
†† PCH14	<b>NEW</b> Single Panel Pioneer™ Combination Flood/Spot with Proclera™ Silicone Optics (Replaces PFS14)	858.00
†† PFS14	Single Panel Pioneer™ Combination Flood/Spot, White Housing	858.00
†† PFA1P04	Single Panel Pioneer™ with Pole/Pedestal Mount Adapter	884.00
†† PFH1P04	<b>NEW</b> Single Panel Pioneer Plus™ with Pole/Pedestal Mount Adapter (Replaces PFP1P04)	1100.00
†† PFP1P04	Single Panel Pioneer Plus™ with Pole/Pedestal Mount Adapter	1100.00
†† PCH14P	<b>NEW</b> Single Panel Pioneer™ with Pole/Pedestal Mount Adapter, Combination Flood/Spot with Proclera™ Silicone Optics, White Housing (Replaces PFS14P)	1100.00
†† PFS14P	Single Panel Pioneer™ with Pole/Pedestal Mount Adapter, Combination Flood/Spot, White Housing	1100.00
†† PCH14P1	<b>NEW</b> Single Panel Pioneer™ with Pole/Pedestal Mount Adapter and On/Off Switch, Combination Flood/Spot with Proclera™ Silicone Optics, White Housing (Replaces PFS14P1)	1126.00
†† PFS14P1	Single Panel Pioneer™ with Pole/Pedestal Mount Adapter and On/Off Switch, Combination Flood/Spot, White Housing	1126.00
†† PCH24	<b>NEW</b> Dual Panel Pioneer™ Combination Flood/Spot with Proclera™ Silicone Optics, White Housing (Replaces PFS24)	1497.00
†† PFS24	Dual Panel Pioneer™ Combination Flood/Spot, White Housing	1497.00
†† PCH24P	<b>NEW</b> Dual Panel Pioneer™ with Pole/Pedestal Mount Adapter, Combination Flood/Spot with Proclera™ Silicone Optics, White Housing (Replaces PFS24P)	1741.00
†† PFS24P	Dual Panel Pioneer™ with Pole/Pedestal Mount Adapter, Combination Flood/Spot, White Housing	1741.00
†† PCH24P1	<b>NEW</b> Dual Panel Pioneer™ with Pole/Pedestal Mount Adapter and On/Off Switch, Combination Flood/Spot with Proclera™ Silicone Optics, White Housing (Replaces PFS24P1)	1766.00
†† PFS24P1	Dual Panel Pioneer™ with Pole/Pedestal Mount Adapter and On/Off Switch, Combination Flood/Spot, White Housing	1766.00
†† PFBP12C4	PAR-36 Round 12-Super-LED® Flood Light, With Pedestal/Swivel Mount and an On/Off Switch, Chrome Rear Cover	453.00
†† P46HHS4	PAR-46, Super-LED® Hand Held Spotlight, Includes Cigar Cord, On/Off Switch and Magnet	486.00
†† VTX609*4	Vertex™, Omni Directional Lighthouse, Red, Blue, Amber or White, 9' Cable	135.00
†† WPLWZ3A4	LINZ6™ Super-LED®, Two Wing Plow Amber Lights, One for When the Plow is in Use and One for When Stowed	514.00
<b>Sirens, 24 VDC</b>		
†† ALPHA24R	Alpha Series Siren, Remote, for use with Remote Switches, Purchase Separately	253.00



††	ALPHA24S	Alpha Series Siren, Self-Contained	288.00
††	BETA124R	Beta Series Full Function Siren, Remote, for use with Remote Switches, Purchase Separately	255.00
††	295SL102	295SL Series, Full Function Siren (up to Two 100 Watt speakers), Includes Microphone	392.00
<b>Responder® LP Series Lightbars, Aluminum Base, 24 VDC</b>			
††	R2LPPA4	\$ Six LIN6™ Super-LED® Modules, Permanent Mount, Amber, 24 VDC	636.00
††	R2LPPB4	NEW Six LIN6™ Super-LED® Modules, Permanent Mount, Blue, 24 VDC	636.00
††	R2LPMA4	\$ Six LIN6™ Super-LED® Modules, Magnetic Mount, Amber, 24 VDC	659.00
††	R2LPPR4	NEW Six LIN6™ Super-LED® Modules, Permanent Mount, Red, 24 VDC	636.00
<b>Mini Edge® Freedom® IV Series Lightbars, 24 VDC</b>			
††	F4M1111P	Permanent Mount, Amber	1485.00
††	F4M5555P	Permanent Mount, Red	1485.00
††	F4DLA4	One Single Color Long 12 Super-LED® Lighthead, Amber	237.00
††	F4DLR4	One Single Color Long 12 Super-LED® Lighthead, Red	237.00
<b>Liberty™II, SOLO™, 24 VDC, IX Series and Options, Low Current</b>			
††	IX4****4	44" Four Single Color Corner Modules, Red, Blue, Amber and/or White	1584.00
††	IX8****4	48" Four Single Color Corner Modules, Red, Blue, Amber and/or White	1584.00
††	IX2****4	54" Four Single Color Corner Modules, Red, Blue, Amber and/or White	1584.00
††	IWDL*4	One Single Color Long 6 Super-LED® Lighthead, Red, Blue, Amber or White	173.00
††	IWDS*4	One Single Color Short 6 Super-LED® Lighthead, Red, Blue, Amber or White	120.00
††	ITL124	Two Long 12 Super-LED® Take Down Lights	408.00
††	ITS64	Two Short 6 Super-LED® Take Down Lights	233.00
††	IA34	Two Short 6 Super-LED® Alley Lights with 15° Horizontal Adjustment	131.00

#### Green Products

Refer to Series Section for Options Mounting.

**L31 & L32 Super-LED® Beacons**, Cast Aluminum Base. Includes Scan-Lock™ Flash Patterns, Hi/Low Power, Cruise and Synchronize Features.

††	L31HGF	Green with Green Dome, Flat Mount	821.00
††	L31HPF	NEW Amber/Green with Clear Dome, Flat Mount	710.00
††	L32L4F	Green with Clear Dome, Flat Mount	512.00
††	L32LGF	Green, Flat Mount	512.00
††	L32LGM	Green, Magnetic Mount	546.00
††	L32LGV	Green, Magnetic/Suction Mount	548.00

**L21 Series Super-LED® Encapsulated Beacon**, Polycarbonate Base, Perm Mount Models with Scan-Lock™ Flash Patterns.

††	L21H4P	NEW Green with High Clear Dome, Perm/Pipe / "J" Hook Mount	429.00
††	L21L4P	NEW Green with Low Clear Dome, Perm/Pipe / "J" Hook Mount	429.00

**Lightheads**, Super-LED® (Unless Specified) with Scan-Lock™ Flash Patterns

††	0SG00MCR	Green Marker/Clearance Light with Clear Lens	49.00
††	2EG00ZGR	4" Round Series, Extended Lens, Green with Green Lens	204.00
††	2EP00ZCR	NEW 4" Round Series, Extended Lens, Amber/Green with Clear Lens	250.00
††	40G02ZCR	400 Series, Single Level, Green with Clear Lens	162.00
††	40G02ZGR	400 Series, Single Level, Green with Green Lens	162.00
††	50G02ZCR	500 Series, Green with Clear Lens	200.00
††	50G02ZGR	500 Series, Green with Green Lens	200.00
††	50AG2ZCR	NEW 500 Series, Amber/Green with Clear Lens	230.00
††	5V1G	NEW 500 V-Series™, Green with Clear Lens	385.00
††	60G02FCR	600 Series, Green with Clear Lens	248.00
††	60G02FGR	600 Series, Green with Green Lens	248.00
††	70G02FGR	700 Series, Green with Green Lens	248.00
††	IONG	ION™ Series, Green with Clear Lens	229.00
††	IONSMG	ION™ Series, Surface Mount, Green with Clear Lens	224.00
††	TLI2P	NEW \$ ION™ T-Series™ DUO™ Color, Amber/Green with Clear Lens	199.00
††	LINV2G	NEW LINV2™ V-Series™, Green with Clear Lens	294.00
††	LINSV2G	NEW LINSV2™ V-Series, Under Surface Mount, Green with Clear Lens	307.00
††	LINZ6G	LINZ6™ Series, Green with Clear Lens	168.00
††	M4G	M4 Series, Green	219.00
††	M6G	M6 Series, Green	271.00
††	M6GC	M6 Series, Green with Clear Lens	271.00
††	M7G	M7 Series, Green	271.00
††	M9G	M9 Series, Green	406.00
††	MCRNSG	Micron™ Series, Surface Mount, Green with Clear Lens	185.00
††	RSG02ZCR	LIN3™ Series, Green with Clear Lens	111.00
††	RSG03ZCR	TIR3™ Series, Green with Clear Lens	111.00
††	VTX609G	Vertex™ Series, Green with Clear Lens	151.00
††	VTXD609G	NEW Vertex™ Series, Directional Lighthead, Green with Clear Lens	151.00

**Lightbars, Mini**, Super-LED®

††	R2LPHPG	Responder® LP Series, Mini Lightbar, LIN6™, Permanent Mount, Green with Green Dome	876.00
††	RDLPPAG	NEW Responder® LP DUO™ Series, Mini Lightbar, Permanent Mount, Six Super-LED® Amber/Green Modules with Clear Dome	1399.00
††	MC16MCG	Century™ Series, Mini Lightbar, 16", Magnet Mount, Green with Clear Dome	495.00

All models are 12 Volt D.C. only unless otherwise noted above. For other voltages contact factory.

\* Replace symbol in model number with letter indicating lens color or LED color desired: **A** = Amber; **B** = Blue; **C** = Clear/White; **R** = Red; **G** = Green

# Replace symbol in model number with letter indicating SPLIT lens or LED color desired: **D** = Red/Clear or White; **E** = Blue/Clear or White; **F** = Amber/Clear or White; **H** = Green/Clear or White; **J** = Red/Blue; **K** = Red/Amber; **L** = Red/Green; **M** = Blue/Amber † (to be discontinued, check availability) ‡ (special order, check availability, non-returnable, non-cancelable)

! Indicate length desired: 5 foot, 6 foot, 7 foot or 8 foot \$ Indicates Lower Price

↓ †† - Special Order, Non-Returnable, Non-Cancelable. See "Made-To-Order" Statement on Table of Contents Page of this Price List.

MODEL	DESCRIPTION	LIST
-------	-------------	------

### Replacement Parts, Lens Kits

Lens kit worksheets are available from your local distributor or your authorized managing sales representative.

#### Edge® Classic, 94 & 96 Series, Lens Kits

††	LENSKIT1	Lens Kit for Classic Edge® Lightbar	260.00
††	LENSKIT2	Lens Kit for Classic Edge® Lightbar	345.00
††	LENSKIT3	Lens Kit for Classic Edge® Lightbar	345.00

#### Edge® 9M Series, Lens Kits

††	9MLENKT1	Lens Kit for Edge® 9M Series Lightbar	260.00
††	9MLENKT2	Lens Kit for Edge® 9M Series Lightbar	345.00
††	9MLENKT3	Lens Kit for Edge® 9M Series Lightbar	345.00

#### Edge® Ultra 9U & Freedom Series, Lens Kits

††	9ULENKT1	Lens Kit for Edge® Freedom® Series Lightbar	260.00
††	9ULENKT2	Lens Kit for Edge® Freedom® Series Lightbar	345.00
††	9ULENKT3	Lens Kit for Edge® Freedom® Series Lightbar	345.00

#### Liberty™ Series Lens Kits, Not for use with 500 Series Alleys

††	SLENKT1	Lens Kit for Liberty™ Series Lightbars for use with LR11 Alley Lights	260.00
††	SLENKT2	Lens Kit for Liberty™ Series Lightbars for use with LR11 Alley Lights	345.00
††	SLENKT3	Lens Kit for Liberty™ Series Lightbars for use with LR11 Alley Lights	345.00

#### Liberty™ Series Lens Kits, Includes Two LR11 Alley Lights

††	SLENLRK1	Lens Kit for Liberty™ Lightbar, Includes Two LR11 Alley Lights	379.00
††	SLENLRK2	Lens Kit for Liberty™ Lightbar, Includes Two LR11 Alley Lights	469.00
††	SLENLRK3	Lens Kit for Liberty™ Lightbar, Includes Two LR11 Alley Lights	469.00

### Replacement Parts, Bulbs For Whelen Lights

Pictorial reference is located at the end of this Price List.

#### Halogen Bulbs, 12 Volts, Unless Specified, Snap-In, Bulb Only.

††	H27DSN28	27 Watt, 24 Volt, Stop/Tail/Turn	52.00
††	H35DSN12	35 Watt Halogen Dual Filament for Interior Light Only	57.00
††	H35SN24	35 Watt, 24 Volt (Yellow Dot)	52.00

#### Halogen Bulbs, 12 Volts, H-1

††	H55H112	55 Watts, For Delta™ Rotators, Guardian™ Models G1 and G2 Series	40.00
----	---------	--	-------

#### Halogen Bulbs, 12 Volts, Unless Specified, Twist-Lock, Includes Twist-Lock Adapter & Snap-In Bulb.

††	H35HSC12	35 Watt Halogen Bulb for 810 Scene Light	63.00
††	H35ASC24	35 Watt Halogen Bulb for 24 Volt 810 Scene Light	63.00
††	H35DTL12	35 Watt Halogen Bulb, 3 Position Connector for Interior Light Only, Dual Filament	74.00

#### Strobe Tubes

††	UNI	Universal Flash Tube (Replaces S406, S600, Z360)	121.00
††	4ELTUBE	400 Series Linear Strobe Tube/Reflector Assembly	139.00
††	4ECTUBE	4E Series Combination Rear Strobe w/Halogen Lamp Reflector Assembly	209.00
††	500LTUBE	500 Series Linear Strobe Tube/Reflector Assembly	173.00
††	58L4TUBE	508E Series Linear Strobe Tube/Reflector Assembly, 4 Screw Lens Design	269.00
††	81L4TUBE	810E Series Linear Strobe Tube/Reflector Assembly, 4 Screw Lens Design	269.00
††	6ELTUBE	600/6E Series Linear Strobe Tube/Reflector Assembly	184.00
††	7ELTUBE	700/7E Series Linear Strobe Tube/Reflector Assembly	184.00
††	7ECTUBE	7E Series Combination Rear Strobe w/Halogen Lamp Reflector Assembly	209.00
††	80DTUBE	800D/1200D Series Helix 1-1/2 Turn, 3 Pin Plug-In Base Strobe Tube, Each	120.00
††	80TUBE	800C/1200C Series Helix 1-1/2 Turn Strobe Tube with black reflector 1200C Series, 800C Series, FHEAD / GHEAD / XHEAD Series	120.00
††	900STUBE	900 Series Non-Linear Strobe Tube/Reflector Assembly	195.00
††	9UTUBE	Edge® 9M/Ultra Corner Tube/Reflector	139.00
††	LFLTUBE	Edge® LFL Corner Tube/Reflector	139.00
††	DIRECTIO	Large Directional Strobe Tube with Reflector (MN200S Style) 9000FF Series, 9000FM, 9801 Series, 9804 Series, 9806 Series, AdvantEdge®+Plus™ Series	164.00
††	FT10A	3-Pin "U" Strobe Tube, Plug-in, VP410 Series, VP415 Series, 2004, 2012, 2015	62.00
††	FT1510	Linear Tube for 1510 Series	58.00
††	FT20A	3-Pin Helix 1-1/2 turn Strobe Tube, Plug-in, VP420 Series, VP422 Series, 2022, G5 & G7 Series	71.00
††	FT25	Flash Tube, 2500 Series Beacons	71.00
††	LINEAR14	Linear Strobe/Reflector Module, Centurion™ Lower Level CL14 Series Strobe, FastTrax™ Front Strobe	139.00
††	LINEAR17	Linear Strobe/Reflector Module, Dash-King™ Series, Centurion™ Lower Level CL17 Series Strobes	139.00
††	M469	1 1/2 Turn Helix Strobe Tube with Reflective Base, V-Head	121.00
††	REPTSSTR	Twin Side Beam™ Dual Strobe Reflector Assembly	216.00
††	SSTUBE	Super Strobe® Helix 1-1/2 turn Strobe Tube and Polished Reflector, DOT6H, S360C/S360D/S360S Series, SS361, SS363, SS364	120.00
††	TURBOASY	Linear Strobe/Reflector Module for "Classic" Edge® and Edge+Plus™	139.00
††	TURB6DUP	Duplex Linear Strobe/Reflector Module for 96 Series Edge® Bars, Dash-King 2000	139.00

††	S30HACP	Clear Strobe Tube Only (Less Cable), Soft Plug-In with Flange	119.00
††	S30HACPD	Clear Strobe Tube Only (Less Cable), Soft Plug-In with Flange, Deutsch® Waterproof Connector	131.00
††	S30HAC	Clear Strobe Tube Only (Less Cable), Flange Mount	119.00
††	S30HAA	Amber Strobe Tube Only (Less Cable), Flange Mount	139.00
††	S30HACD	Clear Strobe Tube Only (Less Cable), Flange Mount, Deutsch® Waterproof Connector	131.00
††	S30HAAD	Amber Strobe Tube Only (Less Cable), Flange Mount, Deutsch® Waterproof Connector	156.00
<b>DOT3® Systems with Deutsch® Waterproof Connectors</b>			
††	REPDIRWD	DOT3® 100 Series Rear Strobe Assembly, Replaces Old Style AMP W.P., (P/N 02-0341827-00C)	190.00
††	REPSTTWD	DOT3® 100/200 Series Brake/Tail/Turn Bulb Assembly, Replaces Old Style AMP W.P., (P/N 34-0061856-00C)	76.00
††	DIRECTWD	DOT3® 100 Series Rear Strobe Assembly with Deutsch® Waterproof Connector	178.00
<b>DOT3® Systems with AMP® Waterproof Connectors</b>			
††	H35TL12W	DOT3® 100/200 Series Back-up Light Assembly	82.00
††	REPDIRWA	DOT3® 100 Series Rear Strobe Assembly	184.00
<b>Snap-In Bulbs</b>			
††	H20SN12	20 Watt (Green Dot) , TA836 Series, TA870A Series, TA837 Series, TA1652H Series, TA1664H Series, BLTA, 97 Edge® Bar Series/All Dual Halogen Models, SSNF™ Series Halogen Lightheads	31.00
††	H27SN12	27 Watt (Red Dot), 508 Series, 64 Back Series, 810 Series, 830 Scenelight, AdvantEdge®+Plus™ & Super AdvantEdge®+Plus™ Lightbars, Towman®s™ Lightbars, Edge®+Plus™, B-Link™ Bar Full Size Halogen Modules, Dash-Miser™ Halogen Models	31.00
††	H35SN12	35 Watt (White Dot), 4000 Motor/Reflector Assembly/Brushless, 52 Series, DOT3® Systems, Edge® California Steady-Burn, RDX Series	31.00
††	H35HSN12	35 Watt, Horizontal Filament (Gold Dot), GH Series, 64 Series, 73 Series, 97 Scenelight, 5000 Super AdvantEdge®+Plus™	31.00
††	H50SN12	50 Watt, Horizontal Filament (Blue Dot), 97 Series Scenelight, 9E Series, 7E Series (Flashing Only)	31.00
††	H50ASN12	50 Watt, Halogen Bulb for RB6P, RB6D, B6R and Centurion™ Lightbars	31.00
††	H60SN12	60 Watt, 7E Series, 9E Series, RB6T Series	31.00
††	STOPSN12	Brake/Tail/Turn Light, DOT3® Systems (Incandescent Globe Style)	31.00
<b>Linear Snap-In Flash Tubes</b>			
††	TURBO5	Linear Strobe Tube only for 900, 97 & 9E Linear, and 81E Linear. Snap-In with Stiff Trigger Lead 4.75" Long	72.00
††	TURBO64	Linear Strobe Turbo Tube for 64 Series, Snap-in 6" long, 508 Series Linear, 1997 Edge® Bars, Super AdvantEdge®+Plus™, TA864S	72.00
<b>Bi-Pin Halogen Bulbs</b>			
††	H20W12V	20 Watt, TA4000A, TA9000A Series, TA9000D	16.00
††	H27W12V	27 Watt, 9000 Series Alley Light (Full Size), 9000FM Work Light, CR12/212 Series, GRLHAL, TS200H, TS200C	16.00
††	H35W12V	35 Watt, 4000 Series Motor/Reflector Assembly with Brushes, Val-U-Bar™ Series Motor/Reflector Assembly with Brushes	16.00
††	H50W12V	50 Watt	16.00
<b>Twist-Lock Halogen &amp; Strobe Bulbs</b>			
††	S30TL	Twist-Lock Helix 1-1/2 Turn Strobe Tube, 52 Series Twist-Lock, 56 Series Twist-Lock, 64 Series Twist-Lock, 73 Series Twist-Lock, 9000 Series, 97 Series Twist-Lock, DashMiser™/DashMiser Plus™ Twist-Lock Series, GSF/GSE Series, SBS8S	83.00
††	TA20TL12	20 Watt, 2 Position Connector, TA836A, TA837A, TA838A, TA839A, TA870A, TA1620A, TA1622A	50.00
††	H27TL12	27 Watt, 3 Position Connector, 9000 Series Take-Down and Flashers, DashMiser™/DashMiser Plus™ Halogen Series	50.00
††	H35TL12	35 Watt, 3 Position Connector, GHF/GHE Series, 52 Series Halogen, 64 Series, 64 Series Opti-Scenelight™, 73 Series, 73 Series Opti-Scenelight™	50.00
††	H50TL12	50 Watt, 3 Position Connector, 97 Series, 97 Series Opti-Scenelight™	50.00
††	BRAKTL12	Brake/Tail/Turn, 3 Position Connector, (Incandescent), 52 / 64 / 73 & 97 Series Brake/Tail/Turn (Globe Style, Not Flat Back Style)	50.00

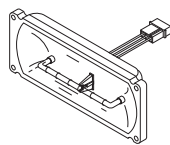
All models are 12 Volt D.C. only unless otherwise noted above. For other voltages contact factory.

\* Replace symbol in model number with letter indicating lens color or LED color desired: **A** = Amber; **B** = Blue; **C** = Clear/White; **R** = Red; **G** = Green

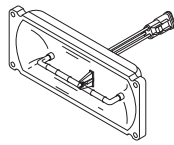
# Replace symbol in model number with letter indicating SPLIT lens or LED color desired: **D** = Red/Clear or White; **E** = Blue/Clear or White; **F** = Amber/Clear or White; **H** = Green/Clear or White; **J** = Red/Blue; **K** = Red/Amber; **L** = Red/Green; **M** = Blue/Amber † (to be discontinued, check availability) ‡ (special order, check availability, non-returnable, non-cancelable)

! Indicate length desired: 5 foot, 6 foot, 7 foot or 8 foot \$ Indicates Lower Price

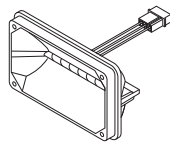
### STROBE



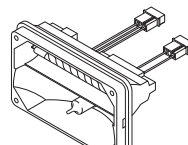
**DIRECTIO**  
02-0340362-00



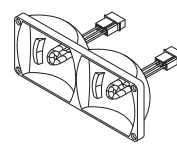
**REPDIRWD**  
01-0442196-40  
**DIRECTWD**  
02-0342196-00



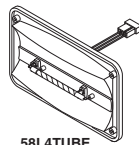
**4ELTUBE**  
02-0362824-00



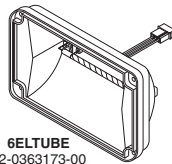
**4ECTUBE**  
02-0363172-00



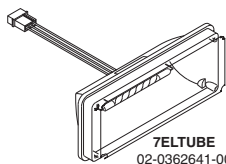
**REPTSSTR**  
02-0361109-02



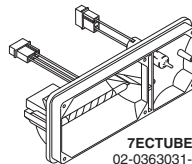
**58L4TUBE**  
02-0362189-00



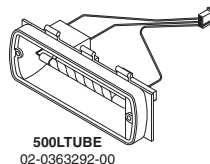
**6ELTUBE**  
02-0363173-00



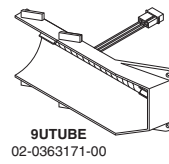
**7ELTUBE**  
02-0362641-00



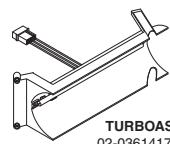
**7ECTUBE**  
02-0363031-01



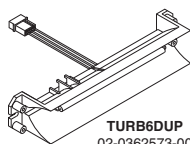
**500LTUBE**  
02-0363292-00



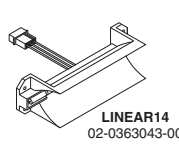
**9UTUBE**  
02-0363171-00



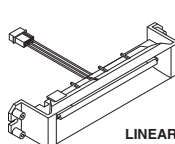
**TURBOASY**  
02-0361417-00



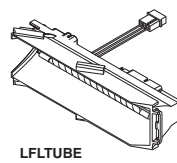
**TURB6DUP**  
02-0362573-00



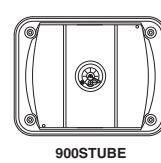
**LINEAR14**  
02-0363043-00




**LINEAR17**  
02-0363129-00



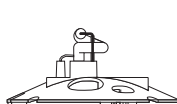
**LFLTUBE**  
02-0363332-00



**900STUBE**  
02-0363678-00



**SSTUBE**  
01-0468256-00  
36-0468256-00



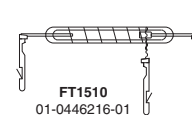
**80TUBE**  
01-0461513-00  
36-0361513-00




**UNI**  
36-0261100-00



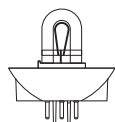
**TURBO5**  
5" Length  
36-0142511-00



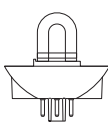
**FT1510**  
01-0446216-01



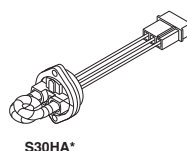
**TURBO64**  
6" Length  
01-0441675-00  
36-0141675-00



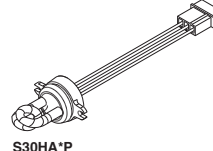
**FT20A**  
01-0441567-W0  
36-0341567-00



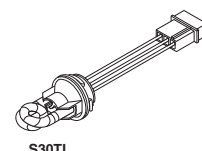
**FT10A**  
01-0441566-W0  
36-0341566-00



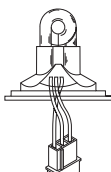
**S30HA\***  
01-0461403-()0



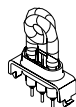
**S30HA\*P**  
01-0463017-()1



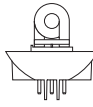
**S30TL**  
01-0461281-00



**M469**  
01-0470044-00



**FT25**  
01-0443008-00  
36-0343008-00



**80DTUBE**  
01-0442400-00  
36-0342400-00

### HALOGEN & INCANDESCENT



**20W**  
01-0420781-00  
34-0213030-9J



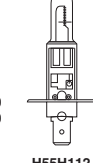
**H20W12V**  
01-0421757-00  
34-0021757-00



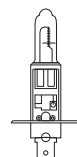
**H27W12V**  
01-0421758-00  
34-0021758-00



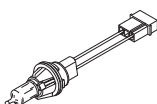
**H35W12V**  
01-0021759-00  
34-0021759-00



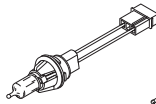
**H50W12V**  
01-0462503-00  
34-0062389-00



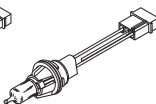
**H55H112**  
34-02120B0-000



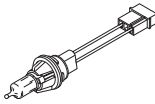
**H27TL12**  
01-0462375-02



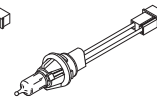
**H35TL12**  
01-0462375-00



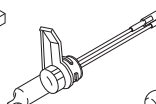
**H35DTL12**  
01-0462503-01



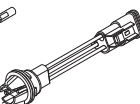
**H50TL12**  
01-0462375-05



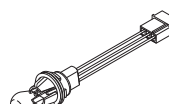
**TA20TL12**  
01-0462380-01



**H35HSC12**  
01-0467838-01  
34-0067838-01



**REPSTTWD**  
01-0462507-00



**BRAKTL12**  
01-0462503-00  
34-0062389-00



**H20SN12**  
Green Dot  
01-0441987-04  
34-0041987-04



**H27SN12**  
Red Dot  
01-0441987-03  
34-0063001-03



**H27DSN28**  
01-0463001-01  
34-0063001-01



**H35SN12**  
White Dot  
01-0441987-00  
34-0041987-00



**H35HSN12**  
Gold Dot  
01-0441987-05  
34-0041987-05



**H35SN24**  
Yellow Dot  
01-0441987-02  
34-0041987-02



**H50SN12**  
Blue Dot  
01-0441987-01  
34-0041987-01



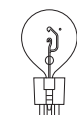
**H60SN12**  
01-0441987-07  
34-0041987-07



**H50ASN12**  
Red/White Dot  
01-0441987-06  
34-0041987-06



**H35DSN12**  
Silver Dot  
01-0463001-00  
34-0063001-00



**STOPSN12**  
3 PINS  
01-0462389-00  
34-0062389-00



# WHELEN® USER DIRECT WARRANTY (FOR AUTOMOTIVE PRODUCTS ONLY)

Whelen Engineering Company, Inc. warrants products of its manufacture against defects in material and workmanship. This is provided that the product has been installed and operated in accordance with the manufacturer's recommendations. During the warranty period (see below) the Factory Repair Center or an Authorized Whelen Repair Center† will repair or replace (at its option) any parts or electronic assemblies of the unit which disclose a defect in material or workmanship. The Repair Center will return the repaired unit, transportation cost prepaid.

The above warranty is between the first purchaser (ultimate user) only and Whelen Engineering Company, Inc. (manufacturer). **No prior authorization is required for returning Whelen products for warranty consideration.** Each Whelen product sold is covered only by the official warranty in effect at time of purchase.

This warranty is not applicable to any Whelen product that has failed from damage as a result of incompatible chemicals (including de-icing or road treatment), cleaning products or due to abuse, misuse, improper installation, excessive voltages, or alterations to the product that affects, in the manufacturer's judgment, intended use and service. Whelen will not be held liable for any incidental or consequential damages, and assumes no responsibility or liability for expenses incurred in the removal and/or re-installation of products requiring service and/or repair; nor the packaging, handling, and shipping to the Factory Repair Center or Authorized Whelen Repair Center†; nor for the handling of products returned from the repair center after service or repair.

**There are no other warranties, expressed or implied, including, but not limited to, any implied merchantability or fitness for a particular use.** Whelen Engineering Company, Inc. reserves the right to modify this warranty statement at any time; or discontinue, modify, or upgrade any products of its manufacture with design improvements without prior notice.

The use of magnetic or vacuum/suction mounted warning lights mounted on the roof or exterior of a vehicle in motion is at the sole discretion and risk of the user. Whelen Engineering makes no warranties or guarantees of equipment used in this way.

All power plugs/cigar plugs, incandescent and halogen bulbs, polycarbonate/plastic materials, radar products, aviation equipment, industrial products and high power voice/siren systems are not covered by this warranty (see applicable warranty statement).

All Non-Whelen manufactured items that are sold by Whelen are covered by that manufacturer's warranty, and are excluded from this warranty statement (such as, GTT Emitters, batteries). This warranty will be void when using or substituting other than all-genuine Whelen system components, such as remote head assemblies, xenon flash tubes, shielded cables, strobe power supplies, siren amplifiers and siren speakers. This warranty gives you specific rights, and you may also have other rights which vary from state to state.

## STANDARD / 2 YEAR WARRANTY

Whelen products are covered by a direct warranty for up to a maximum two years from date of purchase (not to exceed three years from date of manufacture), with proof of purchase. In accordance with the policy statement described herein, the unit may be returned directly to the factory or to an Authorized Whelen Repair Center† for warranty consideration. Whelen siren speakers, when used with a Whelen siren amplifier, are covered by a 2 year warranty from the date of manufacture. Heavy-Duty motor assemblies (so marked) are covered by a direct warranty for up to three years from date of manufacture. For warranty consideration, both the siren speakers and motor assemblies are subject to the conditions and steps described herein.

### SIRENS, LED PRODUCT, CONTROL HEADS AND SWITCH BOXES

**CenCom®, CanTrol®, 295HFS and 295SLS:** Electronic circuit boards are covered by a 5 year warranty.

**LED Lightheads, IO Boards, and Flashers:** Electronic circuit boards are covered by a 5 year warranty.

**295SL100 Series, Howler™, Alpha™, Beta™, Epsilon™, HHS, Gamma™ and WPS series:** Electronic circuit boards are covered by a 2 year warranty.

**Siren, Traffic Advisor™ Control Heads, and Switch Boxes:** Electronic circuit boards are covered by a 2 year warranty.

**Mechanical components,** ie Switches, relays, microphones, housings, mounting brackets and hardware are covered for 2 years for defect in material or workmanship. All other electronic circuit and IO boards not expressed herein are covered by a 2 year warranty.

Warranty starts from date of manufacture.

### 12 MONTH WARRANTY — BACK-UP ALARMS

Whelen Back-Up Alarms are covered by a 12 month warranty and are subject to the conditions and steps described herein.

### WARRANTY — LIGHTBAR POWER SUPPLY

All repairable warranty and non-warranty Edge® style lightbar strobe power supplies will be replaced with a compatible new power supply. If out of initial warranty period but less than 10 years old, the charge will be a flat fee of \$210.00

### 6 MONTH WARRANTY — STROBE POWER SUPPLIES/FLASH TUBES AND OBSOLETE/DISCONTINUED PRODUCTS

If a Strobe Power Supply, Strobe Flash Tube component or an obsolete/discontinued product of a "Whelen" brand product is returned to Whelen within 6 months of the date which is affixed to the unit, Whelen will repair or replace that unit free of charge ONE TIME ONLY, subject to the conditions and steps herein.

### WHELEN ENGINEERING COMPANY OUT-OF-WARRANTY FACTORY REPAIR PROGRAM

If found to be repairable, the Whelen Factory Repair Center (only) will repair Non-Lightbar Electronic Strobe Power Supplies for \$155.00 each. All other repairs (non-strobe) will be \$125.00 per unit. This does not include replacement of any other electro-mechanical parts including flash tubes, polycarbonate domes, motors, or hardware items.

Follow the "Steps To Be Taken For Return" noted below, and include a check or money order. For Whelen products older than 10 years, repair charges will be determined upon examination only (minimum charge is \$255.00). Contact factory service center for further details.

### STEPS TO BE TAKEN FOR WARRANTY RETURN:

- 1) Whelen products are to be returned **freight prepaid** to the: Whelen Factory Repair Center Building B, 51 Winthrop Road, Chester, CT 06412-0684; or an Authorized Whelen Repair Center†. Do not ship by bus.
- 2) A copy of the sales receipt must be returned with the defective unit to qualify for warranty coverage from date of purchase.
- 3) Include a short statement explaining the problem.
- 4) Include your name, address, and day-time telephone number.
- 5) Whelen and its Authorized Repair Centers will, via UPS, ship back the repaired unit **freight prepaid**, usually within a few days after its receipt.

**WHELEN®**  
ENGINEERING COMPANY, INC.

51 Winthrop Road, Chester, CT 06412-0684  
(860) 526-9504 • www.whelen.com

— EFFECTIVE 12/21/16, REPLACES ALL PREVIOUSLY PUBLISHED SERVICE POLICIES —

† The only AUTHORIZED WHELEN REPAIR CENTER(S) are predetermined by the Whelen Factory via official listing obtained from Whelen Engineering Company, Chester, CT.

\* New/Revised

10250AD-050117

© 2016 Whelen.

# INDEX

0	17, 20	45FLASH	42	6RB°C	7	AVBKT5S	1
0AC0EDCR	5	45LRLOAD	42	6SCOENZR	7	AVC11*	1
0S*00FCR	5	45TA	42	70*02F*R	8	AVC12#	1
0S*00MCR	5	4ECTUBE	47	70*02S*R	8	AVC13BAC	1
0S*00SCR	5	4EFLANGE	6	70A00TAR	8	AVC13RAC	1
0SB00SCR	5	4EGRILB	6	70BR6FCR	8	AVC13RBA	1
0SC0EDCR	5	4EGRILP	6	70BTT	8	AVC13RBC	1
0SG00MCR	46	4ELTUBE	47	70C00VCR	8	AVC21**	1
0SU0EDCR	44	4FLANGEB	6	70C00WCR	8	AVC22DD	1
1SWITCH	22	4SWITCH	22	70C0ELZR	8	AVC22DE	1
20C0CDCD	6	4TSMAB	6	70CREGCS	8, 10	AVC22EE	1
20C0CDCR	6	4TSMAC	6	70F000*R	8	AVC22FF	1
20R00XRR	6	4V3*	6	70G02FGR	46	AVC22JJ	1
20U0CDCR	44	50**2ZCR	6	70K000ZR	8	AVC22MM	1
295HFS2	23	50**3ZCR	6	70RA6FCR	8	AVC23BAC	1
295HFS2X	23	50*02Z*R	6	70RC6FCR	8	AVC23RAC	1
295HFSA7	23	50*03Z*R	6	73FKIT	8	AVC23RBA	1
295HFSC9	23	500LTUBE	47	795H	26, 35, 38, 39, 42	AVC23RBC	1
295HFSDA	23	50A02SA1	6	7CAST3	8	AVW11*	1
295SDA1	23	50AA2SA2	6	7ECTUBE	47	AVW12#	1
295SDA2	23	50AC2ZCR	6	7EFLANGE	8	AVW13BAC	1
295SL100	23	50AC3ZCR	6	7ELTUBE	47	AVW13RAC	1
295SL101	23	50AG2ZCR	46	7FLANGEB	8	AVW13RBA	1
295SL102	46	50BC2ZCR	6	7GCV6LRC	8	AVW13RBC	1
295SLSA1	23	50BC3ZCR	6	7HTH5FC	8	AVW21**	1
295SLSA6	23	50CC2ZCR	6	7HTH5RC	8	AVW22DD	1
295SSA1	23	50CC3ZCR	7	7HTM5FC	8	AVW22DE	1
295SSA2	23	50CR2ZCR	6	7HTM5RC	8	AVW22EE	1
2E*00Z*R	6, 22	50CR3ZCR	7	7PT5R	8	AVW22FF	1
2ED00ZCR	6	50G02ZCR	46	7PTH5R	8	AVW22JJ	1
2EE00ZCR	6	50G02ZGR	46	7PTM5F	8	AVW22MM	1
2EG00ZGR	46	50S03ZAR	44	7SCOENZR	8	AVW23BAC	1
2EJ00ZCR	6, 22	50T03ZBR	44	7SU0ENZR	44	AVW23RAC	1
2EP00ZCR	46	50W03ZRR	44	80C00EZR	9	AVW23RBA	1
2F*00Z*R	5, 21	58L4TUBE	47	80C0EHCR	9	AVW23RBC	1
2FLANGEB	6	5BKT1	7	80CBEHCR	10	B6370**	2
2FLANGEC	6	5BRUSH	7	80CREHCR	10	B63M7**	2
2G*00F*R	6	5FLANGEB	7	80DTUBE	47	B6MM**P	2
2GBKT1	6	5FLANGEC	7	80TUBE	47	B6TM**1P	2
2GFLANGB	6	5FLANGEP	7	810CA0ZR	8	BBKT20	3, 4
2GFLANGC	6	5G*00F*R	7	810TRIM	8	BBKT30	3
2GROMMET	6	5GBKT1	7	81L4TUBE	47	BETA1	24
2SWITCH	22	5GBOXB	7	86CE1	10	BETA112R	21, 24
3FLANGEC	5	5GC00WCR	7	8WC00EZR	10	BETA124R	46
3GROMMET	5	5GC0CCCR	7	90**5F*R	8	BETA2	21, 24
3PC0C0CD	14	5GFLANGB	7	90**5S*R	8	BETA2BKT	24
3S*00F*R	5	5GFLANGC	7	900STUBE	47	BETAMIC	24
3SBCCDCR	5	5GM2LRC	7	90A00TAR	8	BGH	3, 4
3SC0CDCR	5	5GROMMET	7	90BTT	8	BGL	3, 4
3SR0CDRR	5	5IM2LRC	7	90BTT4	44	BRAKTL12	48
3SRCCDCR	5	5LSMAB	7	90E000ZR	9	C6*S	9
3SS00FAR	44	5LSMAC	7	90F000*R	8	C6*SC	9
3SU00FCR	44	5TSMAB	7	90FLANGB	8	C6BTT	9
3SW00FRR	44	5TSMAC	7	90FLANGC	8	C6BTTC	9
3SWITCH	22	5V*02Z*R	6	90J000CR	9	C6FB	9
40**5SCR	6	5V1*	6	90RA5FCR	8	C6FC	9
40*02Z*R	6	5V1G	46	90RB5FCR	8	C6L*	9
40A00AAR	6	5V3*	6	90RC5FCR	8	C6L*C	9
40BTT	6	60*02F*R	7	97FKIT	9	C6T	9
40BUH	6	60*02S*R	7	9EFLANGE	9	C6TC	9
40BUV	6	60A00TAR	7	9FLANGEB	9	C7*S	9
40C00VCR	6	60BR6FCR	7	9MLENKT1	47	C7*SC	9
40G02ZCR	46	60BTT	7	9MLENKT2	47	C7BTT	9
40G02ZGR	46	60C00VCR	7	9MLENKT3	47	C7BTTC	9
43LENS*	2	60C00WCR	7	9SCOENZR	8	C7FB	9
45795H	42	60C0EHCR	9	9SU0ENZR	44	C7FC	9
45ADDAST	42	60C0EJCS	9	9ULENKT1	47	C7L*	9
45ADDDHAL	42	60C0ELZR	7	9ULENKT2	47	C7L*C	9
45ADDSTR	42	60CBEGCS	9	9ULENKT3	47	C7T	9
45ADL8*	42	60CREGCS	9	9UTUBE	47	C7TC	9
45ADLS8*	42	60F000*R	7	AF1530	4	C9*S	9
45ADRB*	42	60G02FCR	46	AFM1660	4	C9*SC	9
45ADROTA	42	60G02FGR	46	AFM560	4	C9BTT	9
45ALOAD	42	60J000CR	7	ALPHA1	24	C9BTTC	9
45B±±*	42	60K000XR	7	ALPHA12S	24	C9FB	9
45B±±	42	60K000YR	7	ALPHA2	24	C9FC	9
45B52*	42	60RA6FCR	7	ALPHA24R	45	C9L*	9
45B52	42	60RC6FCR	7	ALPHA24S	46	C9L*C	9
45CL*	42	60U0EHCR	44	ALPHA3	24	C9T	9
45DLCNTA	42	60U0EJCS	44	ALPHA4	24	C9TC	9
45DLCNTR	42	60X000RR	7	ALPHA5	24	CALF1	41
45DLOUTA	42	60X000TR	7	ALPHASL	21, 24	CANCTL6	23
45DLOUTR	42	64FKIT	7	AVBKT1	1	CANCTL7	23
45FL*	42	6EFLANGE	7	AVBKT2	1	CANEM16	23
45KFH	42	6EHDLTMK	7	AVBKT3D	1	CAST3	7
45KFL	42	6ELTUBE	47	AVBKT3S	1	CAST3H	7
45KRH	42	6FLANGEB	7	AVBKT4	1	CAST4V	7
45KRL	42	6RB*	7	AVBKT5D	1	CC5K1	23

CC5K2	23	F4M555P	46	GB2****	36	I344	39
CCSRN3	23	F4MA3	30	GB2ENDX	36, 37	I345	39
CCSRN35	23	F4MA6	30	GB4####	35	I346	39
CCSRN36	23	F4MEND#	30	GB4****	35	I381	39
CCSRN3A	23	F4MEND*	30	GB8####	36	I382	39
CCSRN3F	23	F4MENDX	30	GB8****	36	I383	39
CCSRN4	23	F4MTATL3	30	GB8ENDX	36, 37	I384	39
CCSRN4A	23	F4MTATL6	30	GBA	37	I385	39
CCSRN4DA	23	F4MTL6	30	GBA	36	I386	40
CCSRN5	23	F4N0QLED	42	GBAW#	36	I3JA	10
CCSRNT35	23	F4N0VLED	42	GBAW*	36	I3JC	10
CCSRNT36	23	F4N2QLED	42	GBCF*	36, 37	I3KC	10
CCSRNT3A	23	F4N2VLED	42	GBCNTX	36, 37	I3MC	10
CCSRNT3F	23	F4N7QLED	42	GBDIVDX	36, 37	I3SMJA	10
CCSRNT4	23	F4N7VLED	42	GBDL#	36	I3SMJC	10
CCSRNT4A	23	F4NMINI	42	GBDL*	36	I3SMKC	10
CCSRNT5	23	F4R0****	35	GBDS#	36	I3SMMC	10
CCSRNTA3	23	F4R2****	35	GBDS*	36	IA3	37, 39
CCTRIM	23	F4R3TS	35	GBDSCBL	36, 37	IA34	46
CDT6A	41	F4R6TL	35	GBLF*	36, 37	IB2####	38
CE4****	41	F4R6TS	35	GBSF*	36, 37	IB2****	38
CE8****	41	F4R7****	35	GBTL	36, 37	IB4####	38
CEDLX*	41	F4RA3	35	GBTS	37	IB4****	38
CEDLXA	41	F4RA6	35	GBTS	36	IB4ENDX	38, 39
CETAL5	41	F4RB*	30, 35	GS2****	36	IB8####	38
CETAT8	41	F4RDL*	30, 35	GS4****	36	IB8****	38
CL25C	10	F4RDS*	35	GS8****	36	IB8ENDX	38, 39
CTLS1	41	F4RDSC72	35	GSAW*	37	IBCNTX	38, 39
CWOBAAAA	41	F4RFLASH	35	GSDL*	37	IBDIVDX	38, 39
D2**	2	F4RWA#	34	GSDS*	28, 37	IBDL#	37, 38
D4****	2	F4RWA*	30	GSPHOTO	36, 37	IBDL*	38
D6*****	2	F4SF*	35	GSTL*	37	IBDS#	37, 38
D8\$\$\$\$0	2	F4TL6	34	GSTS*	37	IBDS*	38
DBKT3	2	F4TS6	34	GT9****M	28	IBDSCBL	38, 39
DBKT4	2	F4W0****	34	GT9****P	28	IBTS3#	39
DBKT5	2	F4W2****	34	GT9****V	28	IBTS3*	38
DELTAC5	27	F4W4****	34	GTA	28	IBTS6#	39
DELTAC6	27	F4W7****	34	GTTT	28	IBTS6*	39
DELWCCP	32, 33, 34, 36, 37, 40, 41	F4W8****	34	GTTSA	28	ICF*	38, 39
DH2000*	3, 4	F4WA*	34	H20SN12	48	IG2****	37
DIRECTIO	47	F4WBTT	34	H20W12V	48	IG8****	37
DIRECTWD	48	F4WPHOTO	35	H27DSN28	47	IH2****	37
DL2000*	3, 4	F4X0****	34	H27SN12	48	IH8****	37
DP2**	1	F4X2****	34	H27TL12	48	IHDC*	37
DP4****	1	F4X4****	34	H27W12V	48	IJ2####	38
DP6\$\$\$\$0	1	F4X7****	34	H35ASC24	47	IJ2****	38
DP8\$\$\$\$0	1	F4X8****	34	H35DSN12	47	IJ2END#	38, 39
EP5L1	24	F4XBTT	34	H35DTL12	47	IJ2ENDX	38, 39
EP5L2S6	24	F4XPHOTO	35	H35HSC12	47	IJ500S	38, 39
EP5L2S9	24	F4XTACBL	34	H35HSN12	48	IJ500ST	38, 39
F09PC	9	F4XTACTL	34	H35SN12	48	IJ795H	38, 39
F18PC	9	F54PC	9	H35SN24	47	IJ795HT	38, 39
F27PC	9	F63PC	9	H35TL12	48	IJ8####	38
F36PC	9	FDFP11*R	5	H35TL12W	48	IJ8****	38
F40BAAAA	41	FDFP11JR	5	H35W12V	48	IJ8END#	38, 39
F41CNT*	35	FEDC06*R	5	H50ASN12	48	IJ8ENDX	38, 39
F41CNTX	35	FEDC06DR	5	H50SN12	48	IJCNT*	38, 39
F42CNT*	35	FEDC06ER	5	H50TL12	48	IJCNTX	38, 39
F42CNTX	35	FEDC06JR	5	H50W12V	48	IJDC#	37, 38
F42END#	35	FEFP11*R	5	H55H112	47	IJDC*	38
F42END*	35	FEFP11DR	5	H60SN12	48	ILF*	38, 39
F42ENDX	35	FEFP11ER	5	HHS2200	24	INSTLRDX	29
F4500S	35	FEFP11JR	5	HOWLER	22	ION#	10
F4500ST	35	FLBULK18	35	HWLDC15	22	ION*	10
F45PC	9	FLLED**	2	HWLFE13	22	IONBKT1	11
F4795H	30, 35	FRDSCBL	35	HWLFT11	22	IONBKT2	11
F4795HT	35	FT10A	47	HWLRB11	22	IONBKT4	11
F48END#	35	FT1510	47	HWLRB13	22	IONBKT5	11
F48END*	35	FT20A	47	HWLRB14	22	IONBKT6	11
F48ENDX	35	FT25	47	HWLRB18	23	IONBKT7	11
F4A3	34	G321	36	HWLRB19	23	IONG	46
F4A6	34	G322	36	HWLRB2	22	IONGROM	11
F4B****P	29	G323	36	HWLRB20	23	IONHD1L	21
F4CF*	35	G324	36	HWLRB21	23	IONHD1R	21
F4DIVIDX	30, 35	G325	36	HWLRB22	23	IONHD2FM	21
F4DL#	34	G326	36	HWLRB23	23	IONHD3FM	21
F4DL*	30, 34	G341	36	HWLRB24	23	IONK1B	11
F4DLA4	46	G342	36	HWLRB4	22	IONPEDB	11
F4DLR4	46	G343	36	HWLUNI	22	IONSM#	10
F4DS#	34	G344	36	I2#	10	IONSM*	10
F4DS*	34	G345	36	I2SM#	10	IONSM*4	44
F4DSCBL	35	G346	36	I321	39	IONSMG	46
F4EDLA	41	G381	36	I322	39	IONSV1*	11
F4G*0*0F	29	G382	36	I323	39	IONSV1*C	11
F4LF*	35	G383	36	I324	39	IONSV1*W	11
F4M****M	29	G384	36	I325	39	IONSV3*	11
F4M****P	29	G385	36	I326	40	IONSV3*C	11
F4M*0*0F	29	G386	36	I341	39	IONSV3*W	11
F4M1111P	46	GAMMA2	24	I342	39	IONV1*	11
		GB2####	36	I343	39	IONV1*W	11

# INDEX

IONV3*	10	IWPHOTO	38, 39	L22L*P	3	M2W#	12
IONV3*W	11	IWTACBL	38	L22L*P4	3, 44	M2W*	12
IS348	33	IWTACNTL	38	L22L*V	3	M2W*24	45
IS358	32	IWTS3*	37	L31H*F	3	M2W*C	12
IS35Z	32	IWTS6*	37	L31H*F4	3, 44	M2W*C24	45
IS388	33	IX2****	37	L31H*M	3	M4#####	21
IS38Z	33	IX2****4	46	L31H*V	3	M4#	12
IS458	32	IX4****	37	L31HAFCA	3	M4*****	21
ISD#	32	IX4****4	46	L31HAMCA	3	M4*	12
ISF*	38, 39	IX8****	37	L31HAVCA	3	M4*24	45
ISFL345	31	IX8****4	46	L31HGF	46	M4*C	12
ISFL346	31	IXBTTLED	38	L31HPF	46	M4*CS	12
ISFL34X	31	IXPHOTO	38	L31HRFN	3	M4*S	12
ISFL34Z	31	JALF1	40	L32L*F	3	M469	47
ISFL355	31	JBTTLED	40	L32L*F4	3, 44	M4B6B	21
ISFL356	31	JBULK18	40, 41	L32L*M	3	M4B6CHRG	22
ISFL35X	31	JCO****	40	L32L*V	3	M4B6L	21
ISFL35Z	31	JC2****	40	L32L4F	46	M4B6R	21
ISFL385	31	JC4****	40	L32LGF	46	M4BRUSH	12
ISFL386	31	JC8****	40	L32LGM	46	M4BSEP	22
ISFL38X	31	JCTLS1	40	L32LGV	46	M4CT15B	12
ISFL38Z	31	JCTLS12	40	L360BGB	3	M4DW*	12
ISFL434	31	JCTLS1D	40	L360PMKT	3	M4DWJ	12
ISFL435	31	JDC*	30, 40, 41	L40BG	4	M4FB	12
ISFL438	31	JDH*	30, 40, 41	L41*M	4	M4FC	12
ISFL43Z	31	JDL#	40	L41*P	4	M4FC400	12
ISFL455	30	JDL*	40, 41	L41*V	4	M4FF15B	12
ISFL456	30	JDLF**	40	L51*M	4	M4G	46
ISFL45X	30	JDSCBL	40, 41	L51*P	4	M4TB15B	12
ISFL45Z	30	JE0****	40	L53AM	4	M4TM15B	12
ISFL474	31	JEONFPA	42	L53AP	4	M4V2*	12
ISFL475	31	JE2****	40	L6BKT2	19	M6#	12
ISFL478	31	JE2NFPA	42	L6BKT3	19	M6*	12
ISFL47Z	31	JE4****	40	LEDLOAD	5	M6*24	45
ISFW345	31	JE8****	40	LENSKIT1	47	M6*C	12
ISFW346	31	JF0BAAAA	41	LENSKIT2	47	M6*C24	45
ISFW34X	32	JF0DAAAA	41	LENSKIT3	47	M6*CS	12
ISFW34Z	31	JF0FAAAA	41	LF35	18	M6*S	12
ISFW355	31	JF0TAAAA	41	LF35A	18	M6BRUSH	12
ISFW356	31	JHALF1	41	LF35BASE	18	M6BTT	12
ISFW35X	31	JHBTTLED	41	LF35CB12	18	M6BTT24	45
ISFW35Z	31	JHCTAL1	41	LF35CBAC	18	M6BUW	12
ISFW385	32	JHCTAL1D	41	LF35CBAE	18	M6BUW24	45
ISFW386	32	JHCTLS1	41	LF35E	18	M6FB	12
ISFW38X	32	JHCTLS1D	41	LF35E	18	M6FC	12
ISFW38Z	32	JHFLASH	41	LINEAR14	47	M6FC600	12
ISFW434	32	JHTDALL1	41	LINEAR17	47	M6FCV2	12
ISFW435	32	JHTLS2	41	LINSV2*	18	M6FCV3	12
ISFW438	32	JTA2W	40	LINSV2*X	19	M6FCV4	12
ISFW43Z	32	JTACBL	40, 41	LINSV2G	46	M6G	46
ISFW455	31	JTACNTL	40, 41	LINV2*	18	M6GC	46
ISFW456	31	JTDLED1	40	LINV2*X	19	M6HDLMTK	12
ISFW45X	31	JTDLED2	40	LINV2G	46	M6P15B	12
ISFW45Z	31	JTLS1	40	LINV26#	19	M6P15C	12
ISFW474	32	JV2****	40	LINV26*	19	M6PT5R	12
ISFW475	32	JV4****	40	LINV26*24	45	M6PTH5F	12
ISFW478	32	JV8****	40	LINV261	19	M6PTM5F	12
ISFW47Z	32	JWLED2	40	LINV262	19	M6T	12
ISS*	31, 32	JXALF*L	40	LINV265	19	M6T24	45
ISTBCA	32	JXALF1L	40	LINV26FC	19	M6V2*	12
ISTRBA	32	JY2****	40	LINV26G	46	M6V2*C	12
ISTRBC	32	JY4****	40	LSK	3, 4	M6WLENX	12
ISTRCA	32	JY8****	40	LSVBKT13	19	M6ZC	12
IT9***M	29	L10H#P	4	LSVBKT34	19	M6ZC24	45
IT9***P	29	L10HAM	3	LSVBKT35	19	M7#	13
IT9***V	29	L10HAP	3	LSVBKT38	19	M7*	13
ITA	29	L10HAP4	3, 44	LSVBKT42	19	M7*24	45
ITL12	37, 38	L10HAV	4	LSVBKT44	19	M7*C	13
ITL124	46	L10HCP	3	LSVBKT45	19	M7*CS	13
ITL3	37, 38	L10L#P	4	LSVBKT47	19	M7*S	13
ITRAYL10	32	L10LAM	4	M05ZB	22	M7BKT1	13
ITRAYL12	32	L10LAP	4	M05ZJ	22	M7BRUSH	13
ITRAYL8	32	L10LAP4	4, 44	M05ZJ2	22	M7FB	13
ITRAYW10	32	L10LAV	4	M05ZR	22	M7FC	13
ITRAYW12	32	L10LCP	4	M06MB	22	M7FC700	13
ITRAYW8	32	L21H*M	3	M06MJ	22	M7G	46
ITS3	37, 38	L21H*P	3	M06MJ2	22	M7WLENX	13
ITS6	37, 38	L21H*P4	3, 44	M06MR	22	M7ZC	13
ITS64	46	L21H*V	3	M1BATT	22	M7ZC24	45
ITTS	29	L21H4P	46	M1GROUND	22	M9#	13
ITTSA	29	L21L*M	3	M2#	11	M9*	13
IW0BAAAA	41	L21L*P	3	M2*	11	M9*24	45
IW2****	37	L21L*P4	3, 44	M2*24	45	M9*C	13
IW4****	37	L21L*V	3	M2*C	11	M9*CS	13
IW8****	37	L21L4P	46	M2FB	11, 12	M9*CZ	13
IWBTTLED	38, 39	L22H*M	3	M2FC	11, 12	M9*S	13
IWDL*	37, 41	L22H*P	3	M2GROM	11, 12	M92#	13
IWDL*4	46	L22H*P4	3, 44	M2KTHD1	21	M9BRUSH	13
IWDS*	29, 37, 41	L22H*V	3	M2PEDB	11, 12	M9BTTX	13
IWDS*4	46	L22L*M	3	M2PEDC	11, 12	M9BUW	13



M9FB	13	MKEZ74	43	P46S2X	15	PFA2F41	17
M9FC	13	MKEZ76L	43	P46S2X2	15	PFA2F42	17
M9FC900	13	MKEZ79	43	P46S3*H	15	PFA2P	16
M9FCZ900	13	MKEZ82	43	P46SLC	15	PFA2P1	16
M9G	46	MKEZ83	43	P46SLCHG	15	PFBP12	14
M9HTH5FC	13	MKEZ85	43	P46SLCX	15	PFBP12C	14
M9HTH5RC	13	MKEZ86	43	P46WL*	15	PFBP12C4	45
M9HTM5FC	13	MKEZ88	43	P46WLCX	15	PFBP6	14
M9HTM5RC	13	MKEZ89	43	PAH112	24	PFBP6C	14
M9JCZ	13	MKEZ91	43	PAP112	24	PFBS12	14
M9LZC	13	MKEZ93	43	PAPEXT15	24	PFBS12C	14
M9T	13	MKEZ94	43	PAR28*	5	PFBS12S	15
M9V2*	13	MKEZ95	43	PAR28D*	5	PFBS6	14
M9V2*C	13	MKEZ96	43	PAR28D	5	PFBS6C	14
M9VFC900	13	MKEZ97	43	PAR28DJ	5	PFBS6S	14
M9WLENX	13	MKLP29	44	PAR28E	5	PFH1	15
MBADPT14	21	MKLP38	44	PAR28J	5	PFH14	45
MBCT15**	14	MKLP7	44	PBA103	16	PFH1F41	17
MBCT15JJ	14	MKLP76	44	PBA106U	16	PFH1F42	17
MBDC11**	14	MKLP82	44	PBA203	16	PFH1LP	15
MBDC11JJ	14	MKLP83	44	PBA206U	16	PFH1P	16
MBFT11**	14	MKLP86	44	PBAINTC	16	PFH1P04	45
MBFT11JJ	14	MKLP88	44	PBAPEDA	17	PFH1P1	16
MBFX11**	14	MKLP91	44	PBAPEDAL	17	PFH2	15
MBFX11JJ	14	MKLP93	44	PBAPEDD	17	PFH24	45
MC11M*	28	MKLP95	44	PBAPEDDL	17	PFH2F41	17
MC11P*	28	MKLP97	44	PBH103	16	PFH2F42	17
MC11S*	28	MKLPQDU	44	PBH106U	16	PFH2P	16
MC16M*	28	MMK	3, 4	PBH203	16	PFH2P1	16
MC16MCG	46	MPB4B	45	PBH206U	16	PFLASH	16
MC16MF	28	MPB4W	45	PBHINTC	16	PFP1	15
MC16MJ	28	MPBB	15	PC1	22	PFP14	45
MC16P*	28	MPBW	15	PC2	22	PFP1AC	16
MC16PF	28	MPP4W	45	PC3	22	PFP1AP	17
MC16PJ	28	MPPB	15	PCC10W	22	PFP1AP1	17
MC16S*	28	MPPBBS	15	PCC10W1	22	PFP1F41	17
MC16SF	28	MPPBCS	15	PCC4W	22	PFP1F42	17
MC16SJ	28	MPPW	15	PCC6W	22	PFP1LP	15
MC16V*	28	MPPWCS	15	PCC6W1	22	PFP1P	16
MC16VF	28	MPR15B	15	PCC8R	22	PFP1P04	45
MC16VJ	28	MPR15W	15	PCCS9LW	22	PFP1P1	16
MC23M*	28	MPR4W	45	PCCS9RW	22	PFP2	16
MC23P*	28	MPRB	15	PCH1	15	PFP24	45
MC23S*	28	MPRW	15	PCH14	45	PFP2AC	16
MC23V*	28	MXCT15**	14	PCH14P	45	PFP2AP	17
MCFLED2*	13	MXCT15JJ	14	PCH14P1	45	PFP2AP1	17
MCRNB1	14	MXDC11**	14	PCH1F41	17	PFP2F41	17
MCRNB2	14	MXDC11JJ	14	PCH1F42	17	PFP2F42	17
MCRNS#	13	MXFT11**	14	PCH1P	16	PFP2P	16
MCRNS#X	13	MXFT11JJ	14	PCH1P1	16	PFP2P1	16
MCRNS*	13	MXFX11**	14	PCH2	16	PFP4AWB	17
MCRNS*4	45	MXFX11JJ	14	PCH24	45	PFP4AWP	17
MCRNS*X	13	NOTE	44	PCH24P	45	PFP4AWP1	17
MCRNSC#	14	NP3BB	15	PCH24P1	45	PFS1	15
MCRNSC*	14	NP3BW	15	PCH2F41	17	PFS14	45
MCRNSG	46	NP6B4B	45	PCH2F42	17	PFS14P	45
MCRNT#	14	NP6B4W	45	PCH2P	16	PFS14P1	45
MCRNT#X	14	NP6BB	15	PCH2P1	17	PFS1F41	17
MCRNT*	14	NP6BW	15	PCP2AFS	16	PFS1F42	17
MCRNT*X	14	NPBKT1	15	PCP2AP	17	PFS1P	16
MCSLED2*	13	NPBKT2	15	PCP2AP1	17	PFS1P1	16
MIRROR15	4	OEI2#	33, 34	PCP2ASF	16	PFS2	16
MIRROR20	3, 4	OEI2#X	33, 34	PCP3	16	PFS24	45
MJTDALL1	30	OEI3BCA	33, 34	PCP3A	16	PFS24P	45
MJY****M	30	OEI3BCAX	33, 34	PCP3AP	17	PFS24P1	45
MJY****P	30	OEI3RBA	33, 34	PCP3AP1	17	PFS2F41	17
MJY****V	30	OEI3RBAX	33, 34	PCP3P	17	PFS2F42	17
MK20S	42, 43	OEI3RBC	33, 34	PCP3P1	17	PFS2P	16
MK7SS2	43	OEI3RBCX	33, 34	PCPSM1AB	17	PFS2P1	17
MK7SS4	43	OEI3RCA	33, 34	PCPSM1AC	17	PLAST3V	7
MK8H	42, 43	OEI3RCAX	33, 34	PCPSM1B	17	PLAST4V	7
MK9S	42, 43	OElON*	33, 34	PCPSM1C	17	PLAST4VL	7
MKAJ62	43	OElON*X	33, 34	PCPSM2AB	17	PROGRAM1	5
MKAJ7	43	OELS34	33	PCPSM2AC	17	PS*00F*R	18
MKAJ94	43	OELS45	33	PCPSM2B	17	PSB00FBR	18
MKEA29	43	OEWD34	33	PCPSM2C	17	PSBKT1	18
MKEA69	43	OEWD45	33	PEIMFI13	5	PSBKT451	18
MKEA76	43	OEWS34	33	PELCB	15	PSBP12	14
MKEA84	43	OEWS45	33	PELCB4	45	PSBP12C	14
MKEA94	43	OEWT34	33	PELCC	15	PSBP6	14
MKEZ29	43	OEWT45	33	PELCC4	45	PSBP6C	14
MKEZ38	43	P36HHS	14	PF #F4#	35	PSBS12	14
MKEZ38L	43	P36SLC	14	PFA1	15	PSBS12C	14
MKEZ45	43	P36SLCHG	14	PFA1F41	17	PSBS12S	15
MKEZ60	43	P46FL*	15	PFA1F42	17	PSBS6	14
MKEZ61	43	P46FLCX	15	PFA1LP	15	PSBS6C	14
MKEZ61L	43	P46HHS	15	PFA1P	16	PSBS6S	15
MKEZ62	43	P46HHS4	45	PFA1P04	45	PSC00FCR	18
MKEZ69	43	P46S2*	15	PFA1P1	16	PSC0ADCR	18
MKEZ7	42, 43	P46S2*3	15	PFA2	15	PSC0CDCR	18

# INDEX

PSL1B	18	RBKT19	19	SAK56	25	TACTL5	27
PSL1BB	18	RBKT2	19	SAK57	25	TACTL6	27
PSL1P	18	RBKT4	19	SAK58	25	TAD6	2, 26
PSL1PB	18	RBKT6	19	SAK59	25	TAD8**	2, 26
PSL1R	18	RBKT7	19	SAK60	25	TAD8	2, 26
PSL1R5	18	RBKTHD1	19, 21	SAK61D	25	TADCTL1	2, 27
PSL1R5B	18	RBKTHD2	19, 21	SAK61P	25	TADF6	26
PSL1RB	18	RBKTHD3	19, 21	SAK62D	25	TADF8	26
PSL2	18	RBKTHD3D	21	SAK62P	25	TADP6	2, 26
PSL2B	18	RBKTHD4L	19, 21	SAK63D	25	TADP8**	2, 26
PSL2BB	18	RBKTHD4R	19, 21	SAK63P	25	TADP8	2, 26
PSL2BLK	18	RBKTHD5	19, 21	SAK9	25	TADP8FT	26
PSL2P	18	RBKTHD6	20, 21	SD210R	25	TADSW1	2, 27
PSL2PB	18	RBKTHD7	20, 21	SD210RX	25	TADSW2	2, 27
PSL2R	18	RBKTHD8	20, 21	SD370	25	TAL65	26
PSL2R5	18	RBKTHD9	21	SFION*	2	TAL85	26
PSL2R5B	18	RDLPAB	29	SFIOND	2	TAM63	26
PSL2RB	18	RDLPAG	46	SFIONE	2	TAM65	26
PSP1	16	RDXXMM90	29	SFIONJ	2	TAM83**	26
PSP1AC	16	REPDIRWA	48	SK01**	18	TAM83	26
PSP1ALP	16	REPDIRWD	48	SK01JJ	18	TAM85**	26
PSP1AP	16	REPSTTWD	48	SK01V3**	18	TAM85	26
PSP1AP1	16	REPTSSTR	47	SK01W**	18	TANBKT1	26
PSP1LP	16	RFLANG2B	19, 20	SK01WJJ	18	TANF65	26
PSP1P	16	RFLANG2C	19, 20	SLENKT1	47	TANF85**	26
PSP1P1	16	RFLANGCD	19, 20	SLENKT2	47	TANF85	26
PSR00XRR	18	RFLANGEA	19	SLENKT3	47	TAZ66	26
PSRASXCR	18	RFLANGEC	19	SLENLRK1	47	TAZ86**	26
PSTANK	18	RGROMMET	19	SLENLRK2	47	TAZ86	26
PT360F	14	RMK20S	43	SLENLRK3	47	TCRB34	28
PT360FW	14	RMK8H	43	SLPBKT1	2	TCRB35	28
PT360P	14	RMK9S	43	SLPMM**	2	TCRB38	28
PT360PW	14	RMKAJ#	43	SMLLAA	2	TCRB39	28
PTP1	16	RMKEA29	43	SMLLBB	2	TCRB42	28
PTP1LP	16	RMKEZ#	43	SMLLBC	2	TCRB44	28
R1\$\$\$00	29	RMKEZ29	43	SMLLBR	2	TCRB45	28
R10HDM*	29	RMKEZ7	43	SMLLCR	2	TCRB45A	28
R10HDP*	29	RMKLP#	44	SMLLRR	2	TCRB47	28
R10HDV*	29	RMKLPQDU	44	SP123BMC	24	TCRHD1	27
R1LPHM*	29	RPHOTO	4	SPT5D	25	TCRHD2	27
R1LPHP*	29	RPLS34	33	SPT5P	25	TCRHD3	27
R1LPHV*	29	RPLS45	33	SPT5TEMP	25	TCRHD4	27
R1LPM*	29	RPWD34	34	SPTWI*	25	TCRHD5	27
R1LPMF	29	RPWD45	34	SSFFP16	4	TCRHD6	27
R1LPP*	29	RPWS34	33	SSFFPOS	4	TCRHS1	27
R1LPPF	29	RPWS45	33	SSFFPOS16	4	TCRHS2	27
R1LPV*	29	RPWT34	34	STSUBE	47	TCRHS3	27
R1LPVF	29	RPWT45	34	STA155	27	TCRHS4	27
R2\$\$\$00	29	RS*02ZCR	18, 20	STA235	27	TCRHS5	27
R2LPHM*	29	RS*03ZCR	18, 20	STA245	27	TCRHS6	27
R2LPHP*	29	RS02ZCR	46	STA255	27	TCRHT1	28
R2LPHPG	46	RS03ZCR	46	STA335	27	TCRHT2	28
R2LPHV*	29	RV*03ZCR	18, 20	STA345	27	TCRHT3	28
R2LPM*	29	S30HAA	48	STA355	27	TCRHT4	28
R2LPM4	29, 46	S30HAAD	48	STA445	27	TCRHT5	28
R2LPP*	29	S30HAC	48	STA455	27	TCRHT6	28
R2LPPA4	29, 46	S30HACD	48	STA535	27	TCRL**	28
R2LPPB4	46	S30HACP	48	STA545	27	TCRL*	27
R2LPPR4	46	S30HACPD	48	STA555	27	TCRLBKT	28
R2LPV*	29	S30TL	48	STA635	27	TCRLBKT1	28
R316**F	4	SA314A	24	STA735	27	TCRLBKT2	28
R316**M	4	SA314B	24	STA745	27	TCRLRBC	28
R316**V	4	SA315P	24	STA755	27	TDPS\$\$\$00	26
R316*F	4	SA31101D	25	STA835	27	TFLANGEB	5
R316*M	4	SA31101P	25	STA845	27	TFLANGEC	5
R316*V	4	SA340STS	25	STA855	27	TGROM2	5
R416**F	4	SA340TS	25	STA935	27	TIONBKT1	11
R416**M	4	SA350M	21, 25	STA945	27	TIONBKT2	11
R416**V	4	SA350MB1	22, 25	STA955	27	TIONBKT3	11
R416*F	4	SA350MH	22	STOPSN12	48	TIONBKT4	11
R416*M	4	SABKT1	24	STPEA69	43	TIONFC	11
R416*V	4	SABKT9	24	STPKT#	43	TLI#	11
R4B***P	30	SAK1	25	STPKTQDU	44	TLI#X	11
R4B*0*OP	30	SAK23	25	STPLP#	44	TLI*	11
R4B795H	30	SAK25	25	SUBI3T12	40	TLI*X	11
R4BA3	30	SAK32	25	SUBI3T6S	40	TLI2#	11
R4BA6	30	SAK37	25	T0*00M*R	5	TLI2#X	11
R4BEND#	30	SAK40	25	T0CACCRR	5	TLI2P	46
R4BEND*	30	SAK41	25	TA125NF1	27	TURB6DUP	47
R4BENDX	30	SAK42	25	TA125NF2	27	TURBO5	48
R4BFLASH	30	SAK43	25	TA165NF1	26	TURBO64	48
R4BTL6	30	SAK44	25	TA165NF2	27	TURBOASY	47
RB6T*P	2	SAK47	25	TA166AL5	26	UFM8	4, 20
RBKT1	19	SAK48	25	TA20TL12	48	UHF2150A	5
RBKT10	19	SAK49	25	TA45B72	26	ULF44	4
RBKT12	19	SAK50	25	TAC815	26	UNI	47
RBKT14	19	SAK51	25	TAC830	26	V23*TPB	20
RBKT16	19	SAK52	25	TAC850	26	V23*TPBX	20
RBKT17	19	SAK54	25	TACF85**	26	V23*TPC	20
RBKT18	19	SAK55	25	TACF85	26	V23*TPCX	20

V23P20B .....	20	VXFX11** .....	14	WPKM1 .....	24	XI3MC .....	10
V23P20C .....	20	W20SS .....	26	WPLow1A .....	20	XI3SMJA .....	10
V23PEDB .....	20	W20SSRK .....	26	WPLow2A .....	20	XI3SMJC .....	10
V23PEDC .....	20	WBUA107 .....	25	WPLow3AA .....	20	XI3SMKC .....	10
VHB609# .....	20	WBUA112 .....	25	WPLowZ1A .....	20	XI3SMMC .....	10
VHB609* .....	20	WBUA112C .....	25	WPLowZ2A .....	20	XK01** .....	18
VMCT15** .....	14	WBUA97 .....	25	WPLowZ3A .....	20	XK01JJ .....	18
VMDC11** .....	14	WCC9 .....	22	WPLWZ3A4 .....	45	XK01V3** .....	18
VMFT11** .....	14	WCC92 .....	22	WS321 .....	22, 24	XK01W** .....	18
VMFX11** .....	14	WCC92SUB 35, 36, 37, 38, 39 .....		WS321B14 .....	21	XK01WJJ .....	18
VTX3609# .....	20	WCC9SM .....	22	WSMIC321 .....	21, 22, 24	XON# .....	10
VTX3609* .....	20	WCC9SUB .....	40	WSSC30 .....	24	XON* .....	10
VTX609# .....	20	WION# .....	10	WSSC30HK .....	24	XONSM# .....	10
VTX609* .....	20	WION* .....	10	WSSMSW3 .....	21, 24	XONSM* .....	10
VTX609*4 .....	45	WIONSC*4 .....	45	WSSPA30 .....	24	XONSV1* .....	11
VTX609G .....	46	WIONSM# .....	10	WXON# .....	10	XONSV3* .....	11
VTXD609# .....	20	WIONSM* .....	10	WXON* .....	10	XONV1* .....	11
VTXD609* .....	20	WIONSM*4 .....	45	WXONSM# .....	10	XONV3* .....	11
VTXD609G .....	46	WMM6K .....	2	WXONSM* .....	10	XTX609# .....	20
VTXFB .....	20	WPA1 .....	21, 24	XI2# .....	10	XTX609* .....	20
VTXFC .....	20	WPA112 .....	21, 24	XI2SM# .....	10	XTXD609# .....	20
VXCT15** .....	14	WPA2 .....	24	XI3JA .....	10	XTXD609* .....	20
VXDC11** .....	14	WPA3BM .....	24	XI3JC .....	10		
VXFT11** .....	14			XI3KC .....	10		

# Authorized Managing Sales Representatives

## CONNECTICUT, MAINE, MASSACHUSETTS NEW HAMPSHIRE, RHODE ISLAND, VERMONT

### Patriot Fleet Group, LLC

P.O. Box 886  
Rocky Hill, Connecticut 06067  
860-757-3922 • Fax: 860-785-8697  
e-mail: amsr1@whelen.com

## DELAWARE, MARYLAND, PENNSYLVANIA, VIRGINIA, WASHINGTON D.C.

### Mobile Fleet

P.O. Box 591  
Reedsville, Pennsylvania 17084  
(866) 674-1110 • Fax: (443) 593-0590  
e-mail: amsr2@whelen.com

## FLORIDA

### Morganelli & Associates

1401 Saratoga Street  
Deland, Florida 32724  
(386) 738-3669 • Fax: (386) 738-5331  
e-mail: amsr3@whelen.com

## ALABAMA, GEORGIA, MISSISSIPPI, NORTH CAROLINA, SOUTH CAROLINA, TENNESSEE (Except Memphis)

**Thomas J. Madden & Associates, Inc.**  
935 Hwy 124, Bldg 400, Suite 401  
Braselton, Georgia 30517  
(678) 963-2060 • Fax: (678) 963-2061  
e-mail: amsr4@whelen.com

## HAWAII, GUAM & SAIPAN

### Pacific Sales Representatives, Inc.

P.O. Box 240256  
Honolulu, Hawaii 96824-0256  
(808) 373-4666 • Fax: (808) 373-3045  
e-mail: amsr6@whelen.com

## KENTUCKY, OHIO, WEST VIRGINIA

### Holstein & Associates, LLC

9031 Heritage Drive  
Plain City, Ohio 43064  
(614) 873-2121 • Fax: (614) 873-3095  
e-mail: amsr7@whelen.com

## ARKANSAS, LOUISIANA,

## TENNESSEE (Memphis only), TEXAS

### John Wright & Associates

1111 W Abram Street  
Arlington, Texas 76013  
(817) 459-2001 • Fax: (817) 459-2515  
e-mail: amsr8@whelen.com

## ALASKA, IDAHO, MONTANA, OREGON, WASHINGTON

### Kent D. Bruce Company, LLC

P.O. Box 225  
Black Diamond, Washington 98010  
(360) 886-9410 • Fax: (360) 886-9411  
e-mail: amsr10@whelen.com

## CALIFORNIA, NEVADA (Northwest and South) WATTCO

2230 Cordelia Road  
Fairfield, California 94534  
(707) 435-9233 • Fax: (707) 435-1941  
e-mail: amsr12@whelen.com

## IOWA, MINNESOTA, NORTH DAKOTA, SOUTH DAKOTA

### W. Reeves & Associates LLC

P.O. Box 477  
Norwalk, Iowa 50211  
(515) 981-5967 • Fax: 866-336-3503  
e-mail: amsr13@whelen.com

## KANSAS, MISSOURI, NEBRASKA, OKLAHOMA

### Busch & Associates, LLC

12705 South Rene Street  
Olathe, Kansas 66062  
(913) 390-1777 • Fax: (913) 390-7889  
e-mail: amsr14@whelen.com

## COLORADO, NEVADA (Northeast)

## UTAH, WYOMING

### Rep Services, LLC

33990 County Road 27  
Kiowa, Colorado 80117  
(303) 840-7451 • Fax: (303) 805-0133  
e-mail: amsr19@whelen.com

## NEW JERSEY, NEW YORK

### Mobile Fleet

10 Commerce Drive  
Hauppauge, New York 11788  
(631) 206-2920 • Fax: (631) 206-2923  
e-mail: amsr20@whelen.com

## INDIANA, MICHIGAN

### C. S. Trojan & Associates, Inc.

1375 Rickett Road  
Brighton, Michigan 48116  
(810) 227-7775 • Fax: (810) 227-9195  
e-mail: amsr22@whelen.com

## ILLINOIS, WISCONSIN

### Contact Factory

e-mail: autosale@whelen.com

## ARIZONA, NEW MEXICO

### Charlotte Young & Associates, Inc.

2710 S. Litchfield Road  
Goodyear, Arizona 85338  
602-615-8710  
e-mail: amsr25@whelen.com

## WHELEN FACTORY INQUIRY

### Automotive Sales

e-mail: autosale@whelen.com

### Automotive OEM Sales

e-mail: autooem@whelen.com

### Automotive Government Sales

e-mail: autousos@whelen.com

### Automotive Catalog

e-mail: catalog@whelen.com

### Customer Service

e-mail: custserv@whelen.com

## CANADIAN INQUIRY

## EASTERN: NEWFOUNDLAND, NEW BRUNSWICK, NOVA SCOTIA, PRINCE EDWARD ISLAND

### Leslie and Associates

32 Steeles Avenue East  
Milton, Ontario, Canada L9T 5A1  
(905) 878-8457 • Fax: (905) 878-0877  
e-mail: amsr15@whelen.com

## CENTRAL: MANITOBA, ONTARIO, QUEBEC, NUNAVUT

### Leslie and Associates

32 Steeles Avenue East  
Milton, Ontario, Canada L9T 5A1  
(905) 878-8457 • Fax: (905) 878-0877  
e-mail: amsr15@whelen.com

## WESTERN: ALBERTA, BRITISH COLUMBIA, SASKATCHEWAN, YUKON AND NORTHWEST TERRITORIES

### TL Smid Associates

3057 Similkameen Place  
Kamloops, British Columbia, Canada V2E 2T6  
(250) 572-1507  
e-mail: amsr21@whelen.com

## WHELEN/CANADA FACTORY INQUIRY

### Canadian Automotive Sales

e-mail: canadiansales@whelen.com

### Automotive Catalog

e-mail: catalog@whelen.com

### Customer Service

e-mail: custserv@whelen.com

## CARIBBEAN, CENTRAL & SOUTH AMERICA INQUIRES

### Fred Villoria

Rancho Palos Verdes, California 90275  
(310) 230-5209  
e-mail: amsr49@whelen.com

## MEXICO INQUIRY

### ZABAI LLC

### Ivan R. Lopez Zavala

20 Bokum Road  
Chester, Connecticut 06412  
(860) 819-6986  
e-mail: amsr50@whelen.com

## MIDDLE EAST INQUIRY

### ZABAI LLC

### Ivan R. Lopez Zavala

20 Bokum Road  
Chester, Connecticut 06412  
(860) 819-6986  
e-mail: amsr26@whelen.com

## INTERNATIONAL INQUIRY

### Contact Factory

e-mail: autousos@whelen.com





# PIONEER / POLE LIST PRICE

No. PL17.1PAWL

EFFECTIVE: June 30, 2017 VOID: December 19, 2017



Please refer to the current automotive distributor price list for Whelen's standard policy statement and refer to [www.whelen.com/warranty](http://www.whelen.com/warranty) for warranty statement.

"Made-To-Order Products" are defined as either models listed in this price sheet with a "†" symbol in front of the model field of each "made-to-order" model; or any model not listed in the current automotive price sheets. All such "†" noted models or those not listed in the current automotive price sheets are special order, non-returnable, non-cancelable. Please allow sufficient time for production, as these models may require multiple machines for the processing of these special parts.

## FREIGHT POLICIES

Freight is FOB destination from Chester, Connecticut or Charlestown, New Hampshire in the 48 Contiguous States (excludes AK & HI). The choice of freight carrier will be at the sole discretion of the Whelen Engineering Company. For UPS Premium Shipments, full charges will be added to invoice. All other premium shipping methods will be forwarded "freight collect", including drop shipments. Whelen reserves the right to pass along any and all freight surcharges, including, but not limited to, fuel surcharge, delivery (remote/extended), area surcharges, residential delivery surcharge, etc.

"Prepay and Add" requests for premium truck or air freight routing will include a small additional administrative and handling charge in the freight invoice.

Shipments out of the United States from customers will accrue a minimum of a \$50.00 processing fee. Customers are urged to contact the factory for a quote prior to entering any orders.



**Order Anytime Day or Night by E-mail: [autoorder@whelen.com](mailto:autoorder@whelen.com)  
or Toll Free Facsimile 1-800-637-8762**

Many products listed in this price list meet or exceed AMECA, SAE and California Title XIII requirements. For details contact your regional sales office. Every effort will be made to hold prices through the end date. We reserve the right to increase prices on certain and/or all products. Whelen Engineering Company, Inc. is not responsible for typographical errors.

**ISO 9001 Registered QMS**



OFFICIAL WARNING LIGHTS OF NASCAR

Follow us on



↓ †† - Special Order, Non-Returnable, Non-Cancelable. See "Made-To-Order" Statement on Table of Contents Page of this Price List.

**MODEL**

**DESCRIPTION**

**LIST**

**Pioneer™ and Pioneer Plus™ Series**

**Pioneer™ and Pioneer Plus™ Series, Includes Handle and Pole/Pedestal Mount Adapter, (Pole or Pedestal Purchased Separately), White Housing, 12 VDC unless noted, Super-LED® Flood/Spot Lights. For Black Housing, Add a "B" to the End of the Model Number, Contact Factory for Availability.**

	PFA1P	Single Panel Pioneer™ with Pole/Pedestal Mount Adapter	884.00
	PFA1P1	Single Panel Pioneer™ with Pole/Pedestal Mount Adapter and On/Off Switch	910.00
	PFH1P	<b>NEW</b> Single Panel Pioneer Plus™ with Pole/Pedestal Mount Adapter (Replaces PFP1P)	1100.00
††	PFP1P	Single Panel Pioneer Plus™ with Pole/Pedestal Mount Adapter	1100.00
	PFH1P1	<b>NEW</b> Single Panel Pioneer Plus™ with Pole/Pedestal Mount Adapter and On/Off Switch (Replaces PFP1P1)	1126.00
††	PFP1P1	Single Panel Pioneer Plus™ with Pole/Pedestal Mount Adapter and On/Off Switch	1126.00
	PFA2P	Dual Panel Pioneer™ with Pole/Pedestal Mount Adapter	1367.00
	PFA2P1	Dual Panel Pioneer™ with Pole/Pedestal Mount Adapter and On/Off Switch	1394.00
	PFH2P	<b>NEW</b> Dual Panel Pioneer Plus™ with Pole/Pedestal Mount Adapter (Replaces PFP2P)	1741.00
††	PFP2P	Dual Panel Pioneer Plus™ with Pole/Pedestal Mount Adapter	1741.00
	PFH2P1	<b>NEW</b> Dual Panel Pioneer Plus™ with Pole/Pedestal Mount Adapter and On/Off Switch (Replaces PFP2P1)	1766.00
††	PFP2P1	Dual Panel Pioneer Plus™ with Pole/Pedestal Mount Adapter and On/Off Switch	1766.00
	PSP1P	Single Panel Pioneer Plus™, 8° Spotlight with Pole/Pedestal Mount Adapter	1100.00
	PSP1P1	Single Panel Pioneer Plus™, 8° Spotlight with Pole/Pedestal Mount Adapter and On/Off Switch	1126.00
	PSP1AP	Single Panel Pioneer Plus™, 8° Spotlight, 115 VAC, UL® Listed with Pole/Pedestal Mount Adapter	1186.00
	PSP1AP1	Single Panel Pioneer Plus™, 8° Spotlight, 115 VAC, UL® Listed with Pole/Pedestal Mount Adapter and On/Off Switch	1213.00
	PCH1P	<b>NEW</b> Single Panel Pioneer™ with Pole/Pedestal Mount Adapter, Combination Flood/Spot with Proclera™ Silicone Optics (Replaces PFS1P)	1100.00
††	PFS1P	Single Panel Pioneer™ with Pole/Pedestal Mount Adapter, Combination Flood/Spot	1100.00
	PCH1P1	<b>NEW</b> Single Panel Pioneer™ with Pole/Pedestal Mount Adapter and On/Off Switch, Combination Flood/Spot with Proclera™ Silicone Optics (Replaces PFS1P1)	1126.00
††	PFS1P1	Single Panel Pioneer™ with Pole/Pedestal Mount Adapter and On/Off Switch, Combination Flood/Spot	1126.00
	PCH2P	<b>NEW</b> Dual Panel Pioneer™ with Pole/Pedestal Mount Adapter, Combination Flood/Spot with Proclera™ Silicone Optics (Replaces PFS2P)	1741.00
††	PFS2P	Dual Panel Pioneer™ with Pole/Pedestal Mount Adapter, Combination Flood/Spot	1741.00
	PCH2P1	<b>NEW</b> Dual Panel Pioneer™ with Pole/Pedestal Mount Adapter and On/Off Switch, Combination Flood/Spot with Proclera™ Silicone Optics (Replaces PFS2P1)	1766.00
††	PFS2P1	Dual Panel Pioneer™ with Pole/Pedestal Mount Adapter and On/Off Switch, Combination Flood/Spot	1766.00
	PFP1AP	Single Panel Pioneer Plus™, 115 VAC, with Pole/Pedestal Mount Adapter	1273.00
	PFP1AP1	Single Panel Pioneer Plus™, 115 VAC, with Pole/Pedestal Mount Adapter and On/Off Switch	1299.00
	PFP2AP	Dual Panel Pioneer Plus™, 115 VAC, with Pole/Pedestal Mount Adapter	2029.00
	PFP2AP1	Dual Panel Pioneer Plus™, 115 VAC, with Pole/Pedestal Mount Adapter and On/Off Switch	2056.00
	PBAPEDD	Pedestal Mount Kit for Pioneer™ with Pole/Pedestal Mount Adapter	316.00
	PBAPEDDL	Locking Pedestal Mount Kit for Pioneer™ with Pole/Pedestal Mount Adapter	373.00
	PBAPEDA	Pedestal Mount Kit for 115 VAC Pioneer™ with Pole/Pedestal Mount Adapter	316.00
	PBAPEDAL	Locking Pedestal Mount Kit for 115 VAC Pioneer™ with Pole/Pedestal Mount Adapter	373.00
	PCP2AP	Dual Panel Pioneer Plus™ Combination Flood/8° Spotlight, 115 VAC, UL® Listed with Pole/Pedestal Mount Adapter	2056.00
	PCP2AP1	Dual Panel Pioneer Plus™ Combination Flood/8° Spotlight, 115 VAC, UL® Listed with Pole/Pedestal Mount Adapter and On/Off Switch	2056.00
	PCP3P	Pioneer Plus Max™ Combination Flood and 8° Spotlight with Pole/Pedestal Mount Adapter	2076.00
	PCP3P1	Pioneer Plus Max™ Combination Flood and 8° Spotlight with Pole/Pedestal Mount Adapter and On/Off Switch	2103.00
	PCP3AP	Pioneer Plus Max™ Combination Flood and 8° Spotlight, 115 VAC, UL® Listed with Pole/Pedestal Mount Adapter	2076.00
	PCP3AP1	Pioneer Plus Max™ Combination Flood and 8° Spotlight, 115 VAC, UL® Listed with Pole/Pedestal Mount Adapter and On/Off Switch	2103.00
<b>Pioneer Quad™, 4 Panel, 115 VAC Floodlight and Combination Flood/Spotlight</b>			
	PFP4AWB	Pioneer Quad™, Flood, 115 VAC, UL® Listed with Bail Mount Bracket	2821.00
	PFP4AWP	Pioneer Quad™, Flood, 115 VAC, UL® Listed with Pole/Pedestal Mount Adapter	3278.00
	PFP4AWP1	Pioneer Quad™, Flood, 115 VAC, UL® Listed with Pole/Pedestal Mount Adapter and 1 Switch	3304.00

Pioneer 3000 Series Pole Assemblies - Side Mount (AC)  
Outer Body Lengths Available in 30", 35", and 40" See Pioneer Designer, For use with 115 VAC Pioneer™ and Pioneer Plus™  
Flood/Spot Lights, Purchased Separately, Freight Surcharges May Apply

**Top Mount Pull-Up 12" Outer Body, 57" Silver, with 3C Internal Input Wire**

86930UA1	2" Side Mount	745.00
86930VA1	2" Side Mount with Cradle	884.00
86930WA1	2" Side Mount with Cradle and Sensor	988.00
86930NA1	3" Side Mount	745.00
86930PA1	3" Side Mount with Cradle	884.00
86930QA1	3" Side Mount with Cradle and Sensor	988.00
86930RA1	5" Side Mount	745.00
86930SA1	5" Side Mount with Cradle	884.00
86930TA1	5" Side Mount with Cradle and Sensor.	988.00
86930XA1	7" Side Mount	745.00
86930YA1	7" Side Mount with Cradle	884.00
86930ZA1	7" Side Mount with Cradle and Sensor	988.00

**Top Mount Pull-Up 12" Outer Body, 57" Silver, with 3C External Input Wire**

86930UC1	2" Side Mount	745.00
86930VC1	2" Side Mount with Cradle	884.00
86930WC1	2" Side Mount with Cradle and Sensor	988.00
86930NC1	3" Side Mount	745.00
86930PC1	3" Side Mount with Cradle	884.00
86930QC1	3" Side Mount with Cradle and Sensor	988.00
86930RC1	5" Side Mount	745.00
86930SC1	5" Side Mount with Cradle	884.00
86930TC1	5" Side Mount with Cradle and Sensor	988.00
86930XC1	7" Side Mount	745.00
86930YC1	7" Side Mount with Cradle	884.00
86930ZC1	7" Side Mount with Cradle and Sensor	988.00

**Top Mount Pull-Up 20" Outer Body, 57" Silver, with 3C Internal Input Wire**

86930UA2	2" Side Mount	812.00
86930VA2	2" Side Mount with Cradle	953.00
86930WA2	2" Side Mount with Cradle and Sensor	1057.00
86930NA2	3" Side Mount	812.00
86930PA2	3" Side Mount with Cradle	953.00
86930QA2	3" Side Mount with Cradle and Sensor	1057.00
86930RA2	5" Side Mount	812.00
86930SA2	5" Side Mount with Cradle	953.00
86930TA2	5" Side Mount with Cradle and Sensor	1057.00
86930XA2	7" Side Mount	812.00
86930YA2	7" Side Mount with Cradle	953.00
86930ZA2	7" Side Mount with Cradle and Sensor	1057.00

**Top Mount Pull-Up 20" Outer Body, 57" Silver, with 3C External Input Wire**

86930UC2	2" Side Mount	812.00
86930VC2	2" Side Mount with Cradle	953.00
86930WC2	2" Side Mount with Cradle and Sensor	1057.00
86930NC2	3" Side Mount	812.00
86930PC2	3" Side Mount with Cradle	953.00
86930QC2	3" Side Mount with Cradle and Sensor	1057.00
86930RC2	5" Side Mount	812.00
86930SC2	5" Side Mount with Cradle	953.00
86930TC2	5" Side Mount with Cradle and Sensor	1057.00
86930XC2	7" Side Mount	812.00
86930YC2	7" Side Mount with Cradle	953.00
86930ZC2	7" Side Mount with Cradle and Sensor	1057.00

**Bottom Mount Push-Up 12" Outer Body, 57" Silver, with 3C Internal Input Wire**

86930UA3	2" Side Mount	745.00
86930VA3	2" Side Mount with Cradle	884.00
86930WA3	2" Side Mount with Cradle and Sensor	988.00
86930NA3	3" Side Mount	745.00
86930PA3	3" Side Mount with Cradle	884.00
86930QA3	3" Side Mount with Cradle and Sensor	988.00
86930RA3	5" Side Mount	745.00
86930SA3	5" Side Mount with Cradle	884.00
86930TA3	5" Side Mount with Cradle and Sensor	988.00
86930XA3	7" Side Mount	745.00
86930YA3	7" Side Mount with Cradle	884.00
86930ZA3	7" Side Mount with Cradle and Sensor	988.00

**Bottom Mount Push-Up 12" Outer Body, 57" Silver, with 3C External Input Wire**

86930UC3	2" Side Mount	745.00
86930VC3	2" Side Mount with Cradle	884.00

All models are 12 Volt D.C. only unless otherwise noted above. For other voltages contact factory.

↑ (to be discontinued, check availability) ⓘ (special order, check availability, non-returnable, non-cancelable) \$ Indicates Lower Price

↓  - Special Order, Non-Returnable, Non-Cancelable. See "Made-To-Order" Statement on Table of Contents Page of this Price List.

MODEL	DESCRIPTION	LIST
86930WC3	2" Side Mount with Cradle and Sensor	988.00
86930NC3	3" Side Mount	745.00
86930PC3	3" Side Mount with Cradle	884.00
86930QC3	3" Side Mount with Cradle and Sensor	988.00
86930RC3	5" Side Mount	745.00
86930SC3	5" Side Mount with Cradle	884.00
86930TC3	5" Side Mount with Cradle and Sensor	988.00
86930XC3	7" Side Mount	745.00
86930YC3	7" Side Mount with Cradle	884.00
86930ZC3	7" Side Mount with Cradle and Sensor	988.00

**Bottom Mount Push-Up 20" Outer Body, 57" Silver, with 3C Internal Input Wire**

86930UA4	2" Side Mount	812.00
86930VA4	2" Side Mount with Cradle	953.00
86930WA4	2" Side Mount with Cradle and Sensor	1057.00
86930NA4	3" Side Mount	812.00
86930PA4	3" Side Mount with Cradle	953.00
86930QA4	3" Side Mount with Cradle and Sensor	1057.00
86930RA4	5" Side Mount	812.00
86930SA4	5" Side Mount	953.00
86930TA4	5" Side Mount with Cradle and Sensor	1057.00
86930XA4	7" Side Moun	812.00
86930YA4	7" Side Mount	953.00
86930ZA4	7" Side Mount with Cradle and Sensor	1057.00

**Bottom Mount Push-Up 20" Outer Body, 57" Silver, with 3C External Input Wire**

86930UC4	2" Side Mount	812.00
86930VC4	2" Side Mount with Cradle	953.00
86930WC4	2" Side Mount with Cradle and Sensor	1057.00
86930NC4	3" Side Mount	812.00
86930PC4	3" Side Mount with Cradle	953.00
86930QC4	3" Side Mount with Cradle and Sensor	1057.00
86930RC4	5" Side Mount	812.00
86930SC4	5" Side Mount	953.00
86930TC4	5" Side Mount with Cradle and Sensor	1057.00
86930XC4	7" Side Mount	812.00
86930YC4	7" Side Mount	953.00
86930ZC4	7" Side Mount with Cradle and Sensor	1057.00

**Pioneer 3000 Series Pole Assemblies Side Mount Poles (DC)**

Outer Body Lengths Available in 30", 35", and 40" See Pioneer Designer, For use with 12 VDC Pioneer™ and Pioneer Plus™  
Flood/Spot Lights, Purchased Separately. Freight Surcharges May Apply

**Top Mount Pull-Up 12" Outer Body, 57" Silver, with 4C Internal Input Wire**

86930UB1	2" Side Mount	730.00
86930VB1	2" Side Mount with Cradle	866.00
86930WB1	2" Side Mount with Cradle and Sensor	968.00
86930NB1	3" Side Mount	730.00
86930PB1	3" Side Mount with Cradle	866.00
86930QB1	3" Side Mount with Cradle and Sensor	968.00
86930RB1	5" Side Mount	730.00
86930SB1	5" Side Mount with Cradle	866.00
86930TB1	5" Side Mount with Cradle and Sensor	968.00
86930XB1	7" Side Mount	730.00
86930YB1	7" Side Mount with Cradle	866.00
86930ZB1	7" Side Mount with Cradle and Sensor	968.00

**Top Mount Pull-Up 12" Outer Body, 57" Silver, with 4C External Input Wire**

86930UD1	2" Side Mount	730.00
86930VD1	2" Side Mount with Cradle	866.00
86930WD1	2" Side Mount with Cradle and Sensor	968.00
86930ND1	3" Side Mount	730.00
86930PD1	3" Side Mount with Cradle	866.00
86930QD1	3" Side Mount with Cradle and Sensor	968.00
86930RD1	5" Side Mount	730.00
86930SD1	5" Side Mount with Cradle	866.00
86930TD1	5" Side Mount with Cradle and Sensor	968.00
86930XD1	7" Side Mount	730.00
86930YD1	7" Side Mount with Cradle	866.00
86930ZD1	7" Side Mount with Cradle and Sensor	968.00



**Top Mount Pull-Up 20" Outer Body, 57" Silver, with 4C Internal Input Wire**

86930UB2	2" Side Mount	796.00
86930VB2	2" Side Mount with Cradle	934.00
86930WB2	2" Side Mount with Cradle and Sensor	1036.00
86930NB2	3" Side Mount	796.00
86930PB2	3" Side Mount with Cradle	934.00
86930QB2	3" Side Mount with Cradle and Sensor	1036.00
86930RB2	5" Side Mount	796.00
86930SB2	5" Side Mount with Cradle	934.00
86930TB2	5" Side Mount with Cradle and Sensor	1036.00
86930XB2	7" Side Mount	796.00
86930YB2	7" Side Mount with Cradle	934.00
86930ZB2	7" Side Mount with Cradle and Sensor	1036.00

**Top Mount Pull-Up 20" Outer Body, 57" Silver, with 4C External Input Wire**

86930UD2	2" Side Mount	796.00
86930VD2	2" Side Mount with Cradle	934.00
86930WD2	2" Side Mount with Cradle and Sensor	1036.00
86930ND2	3" Side Mount	796.00
86930PD2	3" Side Mount with Cradle	934.00
86930QD2	3" Side Mount with Cradle and Sensor	1036.00
86930RD2	5" Side Mount	796.00
86930SD2	5" Side Mount with Cradle	934.00
86930TD2	5" Side Mount with Cradle and Sensor	1036.00
86930XD2	7" Side Mount	796.00
86930YD2	7" Side Mount with Cradle	934.00
86930ZD2	7" Side Mount with Cradle and Sensor	1036.00

**Bottom Mount Push-Up 12" Outer Body, 57" Silver, with 4C Internal Input Wire**

86930UB3	2" Side Mount	730.00
86930VB3	2" Side Mount with Cradle	866.00
86930WB3	2" Side Mount with Cradle and Sensor	968.00
86930NB3	3" Side Mount	730.00
86930PB3	3" Side Mount with Cradle	866.00
86930QB3	3" Side Mount with Cradle and Sensor	968.00
86930RB3	5" Side Mount	730.00
86930SB3	5" Side Mount with Cradle	866.00
86930TB3	5" Side Mount with Cradle and Sensor	968.00
86930XB3	7" Side Mount	730.00
86930YB3	7" Side Mount with Cradle	866.00
86930ZB3	7" Side Mount with Cradle and Sensor	968.00

**Bottom Mount Push-Up 12" Outer Body, 57" Silver, with External 4C Input Wire**

86930UD3	2" Side Mount	730.00
86930VD3	2" Side Mount with Cradle	866.00
86930WD3	2" Side Mount with Cradle and Sensor	968.00
86930ND3	3" Side Mount	730.00
86930PD3	3" Side Mount with Cradle	866.00
86930QD3	3" Side Mount with Cradle and Sensor	968.00
86930RD3	5" Side Mount	730.00
86930SD3	5" Side Mount with Cradle	866.00
86930TD3	5" Side Mount with Cradle and Sensor	968.00
86930XD3	7" Side Mount	730.00
86930YD3	7" Side Mount with Cradle	866.00
86930ZD3	7" Side Mount with Cradle and Sensor	968.00

**Bottom Mount Push-Up 20" Outer Body, 57" Silver, with 4C Internal Input Wire**


86930UB4	2" Side Mount	796.00
86930VB4	2" Side Mount with Cradle	934.00
86930WB4	2" Side Mount with Cradle and Sensor	1036.00
86930NB4	3" Side Mount	796.00
86930PB4	3" Side Mount with Cradle	934.00
86930QB4	3" Side Mount with Cradle and Sensor	1036.00
86930RB4	5" Side Mount	796.00
86930SB4	5" Side Mount with Cradle	934.00
86930TB4	5" Side Mount with Cradle and Sensor	1036.00
86930XB4	7" Side Mount	796.00
86930YB4	7" Side Mount with Cradle	934.00
86930ZB4	7" Side Mount with Cradle and Sensor	1036.00

**Bottom Mount Push-Up 20" Outer Body, 57" Silver, with 4C External Input Wire**

86930UD4	2" Side Mount	796.00
86930VD4	2" Side Mount with Cradle	934.00
86930WD4	2" Side Mount with Cradle and Sensor	1036.00
86930ND4	3" Side Mount	796.00
86930PD4	3" Side Mount with Cradle	934.00

All models are 12 Volt D.C. only unless otherwise noted above. For other voltages contact factory.

† (to be discontinued, check availability) ⓘ (special order, check availability, non-returnable, non-cancelable) \$ Indicates Lower Price

↓  - Special Order, Non-Returnable, Non-Cancelable. See "Made-To-Order" Statement on Table of Contents Page of this Price List.

MODEL	DESCRIPTION	LIST
86930QD4	3" Side Mount with Cradle and Sensor	1036.00
86930RD4	5" Side Mount	796.00
86930SD4	5" Side Mount with Cradle	934.00
86930TD4	5" Side Mount with Cradle and Sensor	1036.00
86930XD4	7" Side Mount	796.00
86930YD4	7" Side Mount with Cradle	934.00
86930ZD4	7" Side Mount with Cradle and Sensor	1036.00

**Pioneer 3050 Series Telescoping Pole Assemblies - Side Mount (AC)**  
Outer Body Lengths Available in 30", 40", and 50" See Pioneer Designer, For use with 115 VAC Pioneer™ and Pioneer Plus™ Flood/Spot Lights, Purchased Separately. Freight Surcharges May Apply

**Top Mount Pull-Up 30" Outer Body, 30" Silver, with 6' 3C Internal Input Wire**

8763500	2" Side Mount	730.00
8763501	3" Side Mount	730.00
8763502	5" Side Mount	730.00

**Top Mount Pull-Up 40" Outer Body, 40" Silver, with 6' 3C Internal Input Wire**

8763510	2" Side Mount	796.00
8763511	3" Side Mount	796.00
8763512	5" Side Mount	796.00

**Top Mount Pull-Up 50" Outer Body, 50" Silver, with 6 ft. 3C Internal Input Wire**

8763520	2" Side Mount	796.00
8763521	3" Side Mount	796.00
8763522	5" Side Mount	796.00

**Pioneer 3100 Series Pole Assemblies Thru Body Mount (AC)**  
For use with 115 VAC Pioneer™ and Pioneer Plus™ Flood/Spot Lights, Purchased Separately. Freight Surcharges May Apply

**Thru Body Top Adjust Pull-Up, 57" Silver, with 3C Internal Input Wire**

870870A1	Thru Body Mount	666.00
870871A1	Thru Body Mount with Sensor	718.00

**Thru Body Top Adjust Pull-Up, 57" Silver, with 3C External Input Wire**

870870C1	Thru Body Mount	666.00
870871C1	Thru Body Mount with Sensor	718.00

**Thru Body Bottom Adjust Push-Up, 57" Silver, with 3C Internal Input Wire**

870870A2	Thru Body Mount	666.00
870871A2	Thru Body Mount with Sensor	718.00

**Thru Body Bottom Adjust Push-Up, 57" Silver, with 3C External Input Wire**

870870C2	Thru Body Mount	666.00
870871C2	Thru Body Mount with Sensor	718.00

**Pioneer 3100 Series Pole Assemblies Thru Body Mount (DC)**  
For use with 12 VDC Pioneer™ and Pioneer Plus™ Flood/Spot Lights, Purchased Separately. Freight Surcharges May Apply

**Thru Body Top Adjust Pull-Up, 57" Silver, with 4C Internal Input Wire**

870870B1	Thru Body Mount	652.00
870871B1	Thru Body Mount with Sensor	703.00

**Thru Body Top Adjust Pull-Up, 57" Silver, with 4C External Input Wire**

870870D1	Thru Body Mount	652.00
870871D1	Thru Body Mount with Sensor	703.00

**Thru Body Bottom Adjust Push-Up, 57" Silver, with 4C Internal Input Wire**

870870B2	Thru Body Mount	652.00
870871B2	Thru Body Mount with Sensor	703.00

**Thru Body Bottom Adjust Push-Up, 57" Silver, with 4C External Input Wire**

870870D2	Thru Body Mount	652.00
870871D2	Thru Body Mount with Sensor	703.00

**3200 Series Folding Tripods (AC)**  
Freight Surcharges May Apply

**Large Tripod with 50" Body and 30" Legs, Lightheads Purchased Separately**

8728300	Tripod without Wire or Plug for Use with Ground Tripod	969.00
8728301	Tripod with Inner Coil Cord, No Plug	1253.00
8728302	Tripod with Inner Coil Cord with NEMA 5-15 Plug	1299.00
8728303	Tripod with Inner Coil Cord with NEMA L5-15 Plug	1300.00
8728304	Tripod with Inner Coil Cord with NEMA L5-20 Plug	1312.00
8728305	Tripod with Loose Coil Cord for External Top Wire Exit, No Plug	1209.00
8728306	Tripod with Loose Coil Cord for External Top Wire with NEMA 5-15 Plug	1209.00
8728307	Tripod with Loose Coil Cord for External Top Wire Exit with NEMA L5-15 Plug	1245.00
8728308	Tripod with Loose Coil Cord for External Top Wire Exit with NEMA L5-20 Plug	1245.00

**Medium Tripod with 40" Body and 30" Legs, Lightheads Purchased Separately**

8728310	Tripod without Wire or Plug for Use with Ground Tripod	909.00
---------	--	--------

8728311	Tripod with Inner Coil Cord, No Plug	1192.00
8728312	Tripod with Inner Coil Cord with NEMA 5-15 Plug	1239.00
8728313	Tripod with Inner Coil Cord with NEMA L5-15 Plug	1239.00
8728314	Tripod with Inner Coil Cord with NEMA L5-20 Plug	1239.00
8728315	Tripod with Loose Coil Cord for External Top Wire Exit, No Plug	1122.00
8728316	Tripod with Loose Coil Cord for External Top Wire with NEMA 5-15 Plug	1158.00
8728317	Tripod with Loose Coil Cord for External Top Wire Exit with NEMA L5-15 Plug	1158.00
8728318	Tripod with Loose Coil Cord for External Top Wire Exit with NEMA L5-20 Plug	1158.00

**Small Tripod with 30" Body and 20" Legs, Lightheads Purchased Separately**

8728320	Tripod without Wire or Plug for Use with Ground Tripod	884.00
8728321	Tripod with Inner Coil Cord, No Plug	1167.00
8728322	Tripod with Inner Coil Cord with NEMA 5-15 Plug	1213.00
8728323	Tripod with Inner Coil Cord with NEMA L5-15 Plug	1214.00
8728324	Tripod with Inner Coil Cord with NEMA L5-20 Plug	1227.00
8728325	Tripod with Loose Coil Cord for External Top Wire Exit, No Plug	1020.00
8728326	Tripod with Loose Coil Cord for External Top Wire with NEMA 5-15 Plug	1052.00
8728327	Tripod with Loose Coil Cord for External Top Wire Exit with NEMA L5-15 Plug	1052.00
8728328	Tripod with Loose Coil Cord for External Top Wire Exit with NEMA L5-20 Plug	1064.00

**Ground Tripod and Tripod Mounting Brackets Purchased Separately**

87283001	Body Mount Lower Cradle, Upper Quick Disconnect Mount, Silver	156.00
87283002	Ground Tripod Mounting Bracket for Large, Medium, and Small Tripods	175.00

**Pioneer Right Angle Side Mount Pedestal  
, Pioneer Lighthead Sold Separately.**

**5" Side Mount**

87711AA	5" Side Mount Pedestal, AC 3 Conductor, Internal Wire	316.00
87711AB	5" Side Mount Pedestal, DC 4 Conductor, Internal Wire	316.00
87711AC	5" Side Mount Pedestal, AC 3 Conductor, External Wire	418.00
87711AD	5" Side Mount Pedestal, DC 4 conductor, External Wire	365.00

**7" Side Mount**

87711BA	7" Side Mount Pedestal, AC 3 Conductor, Internal Wire	316.00
87711BB	7" Side Mount Pedestal, DC 4 Conductor, Internal Wire	316.00
87711BC	7" Side Mount Pedestal, AC 3 Conductor, External Wire	420.00
87711BD	7" Side Mount Pedestal, DC 4 Conductor, External Wire	365.00

**3300 Series Ground Tripods (AC)**

**, Freight Surcharges May Apply**

**Ground Tripod, Supplied with 12" Cable, Includes Quick Disconnect Mount, Lightheads Purchased Separately**

87312000	White, No Plug	369.00
87312001	White with NEMA 5-15 Plug	430.00
87312002	White with NEMA L5-15 Plug	430.00
87312003	White with NEMA L5-20 Plug	430.00

**Options for Side Mount Pioneer Poles**

**, See Pioneer Designer Software**

**Internal Sensor Side Mount, For Top or Bottom Mount Poles**

8693010T	Optional Internal Sensor 3" Extension Wire Top Mount Side Mount Pole	102.00
8693000T	Optional Internal Sensor 2" 3 Conductor Top Mount Side Mount	102.00
8693001T	Optional Internal Sensor 2" 4 Conductor Top Mount Side Mount	102.00
8693002B	Optional Internal Sensor 2" 3 Conductor Bottom Mount Side Mount	102.00
8693003B	Optional Internal Sensor 2" 4 Conductor Bottom Mount Side Mount	102.00
8693004T	Optional Internal Sensor 2" Extension, Wire Top Mount Side Mount	102.00
8693004T	Optional Internal Sensor 2" Extension Wire Top Mount Side Mount	102.00
8693005B	Optional Internal Sensor 2" Extension, Wire Bottom Mount Side Mount	102.00
8693006T	Optional Internal Sensor 3" 3 Conductor Top Mount Side Mount	102.00
8693007T	Optional Internal Sensor 3" 4 Conductor Top Mount Side Mount	102.00
8693008B	Optional Internal Sensor 3" 3 Conductor Bottom Mount Side Mount	102.00
8693009B	Optional Internal Sensor 3" 4 Conductor Bottom Mount Side Mount	102.00
8693010T	Optional Internal Sensor 3" Extension Wire Top Mount Side Mount	102.00
8693011B	Optional Internal Sensor 3" Extension Wire Bottom Mount Side Mount	102.00
8693012T	Optional Internal Sensor 5" 3 Conductor Top Mount Side Mount Pole	102.00
8693013T	Optional Internal Sensor 5" 4 Conductor Top Mount Side Mount	102.00
8693014B	Optional Internal Sensor 5" 3 Conductor Bottom Mount. Side Mount	102.00
8693015B	Optional Internal Sensor 5" 4 Conductor Bottom Mount Side Mount	102.00
8693016T	Optional Internal Sensor 5" Extension Top Mount Side Mount	102.00
8693017B	Optional Internal Sensor 5" Extension Bottom Mount Side Mount	102.00
8693018T	Optional Internal Sensor 7" 3 Conductor Top Mount Side Mount	102.00
8693019T	Optional Internal Sensor 7" 4 Conductor Top Mount Side Mount	102.00
8693020B	Optional Internal Sensor 7" 3 Conductor Bottom Mount Side Mount	102.00
8693021B	Optional Internal Sensor 7" 4 Conductor Bottom Mount Side Mount	102.00
8693022T	Optional Internal Sensor 7" Extension Top Mount Side Mount	102.00
8693023B	Optional Internal Sensor 7" Extension Bottom Mount Side Mount	102.00

All models are 12 Volt D.C. only unless otherwise noted above. For other voltages contact factory.

† (to be discontinued, check availability) ⓘ (special order, check availability, non-returnable, non-cancelable) \$ Indicates Lower Price

# Authorized Managing Sales Representatives

## CONNECTICUT, MAINE, MASSACHUSETTS NEW HAMPSHIRE, RHODE ISLAND, VERMONT

### Patriot Fleet Group, LLC

P.O. Box 886  
Rocky Hill, Connecticut 06067  
860-757-3922 • Fax: 860-785-8697  
e-mail: amsr1@whelen.com

## DELAWARE, MARYLAND, PENNSYLVANIA, VIRGINIA, WASHINGTON D.C.

### Mobile Fleet

P.O. Box 591  
Reedsville, Pennsylvania 17084  
(866) 674-1110 • Fax: (443) 593-0590  
e-mail: amsr2@whelen.com

## FLORIDA

### Morganelli & Associates

1401 Saratoga Street  
Deland, Florida 32724  
(386) 738-3669 • Fax: (386) 738-5331  
e-mail: amsr3@whelen.com

## ALABAMA, GEORGIA, MISSISSIPPI, NORTH CAROLINA, SOUTH CAROLINA, TENNESSEE (Except Memphis)

**Thomas J. Madden & Associates, Inc.**  
935 Hwy 124, Bldg 400, Suite 401  
Braselton, Georgia 30517  
(678) 963-2060 • Fax: (678) 963-2061  
e-mail: amsr4@whelen.com

## HAWAII, GUAM & SAIPAN

### Pacific Sales Representatives, Inc.

P.O. Box 240256  
Honolulu, Hawaii 96824-0256  
(808) 373-4666 • Fax: (808) 373-3045  
e-mail: amsr6@whelen.com

## KENTUCKY, OHIO, WEST VIRGINIA

### Holstein & Associates, LLC

9031 Heritage Drive  
Plain City, Ohio 43064  
(614) 873-2121 • Fax: (614) 873-3095  
e-mail: amsr7@whelen.com

## ARKANSAS, LOUISIANA,

## TENNESSEE (Memphis only), TEXAS

### John Wright & Associates

1111 W Abram Street  
Arlington, Texas 76013  
(817) 459-2001 • Fax: (817) 459-2515  
e-mail: amsr8@whelen.com

## ALASKA, IDAHO, MONTANA, OREGON, WASHINGTON

### Kent D. Bruce Company, LLC

P.O. Box 225  
Black Diamond, Washington 98010  
(360) 886-9410 • Fax: (360) 886-9411  
e-mail: amsr10@whelen.com

## CALIFORNIA, NEVADA (Northwest and South) WATTCO

2230 Cordelia Road  
Fairfield, California 94534  
(707) 435-9233 • Fax: (707) 435-1941  
e-mail: amsr12@whelen.com

## IOWA, MINNESOTA, NORTH DAKOTA, SOUTH DAKOTA

### W. Reeves & Associates LLC

P.O. Box 477  
Norwalk, Iowa 50211  
(515) 981-5967 • Fax: 866-336-3503  
e-mail: amsr13@whelen.com

## KANSAS, MISSOURI, NEBRASKA, OKLAHOMA

### Busch & Associates, LLC

12705 South Rene Street  
Olathe, Kansas 66062  
(913) 390-1777 • Fax: (913) 390-7889  
e-mail: amsr14@whelen.com

## COLORADO, NEVADA (Northeast)

## UTAH, WYOMING

### Rep Services, LLC

33990 County Road 27  
Kiowa, Colorado 80117  
(303) 840-7451 • Fax: (303) 805-0133  
e-mail: amsr19@whelen.com

## NEW JERSEY, NEW YORK

### Mobile Fleet

10 Commerce Drive  
Hauppauge, New York 11788  
(631) 206-2920 • Fax: (631) 206-2923  
e-mail: amsr20@whelen.com

## INDIANA, MICHIGAN

### C. S. Trojan & Associates, Inc.

1375 Rickett Road  
Brighton, Michigan 48116  
(810) 227-7775 • Fax: (810) 227-9195  
e-mail: amsr22@whelen.com

## ILLINOIS, WISCONSIN

### Contact Factory

e-mail: autosale@whelen.com

## ARIZONA, NEW MEXICO

### Charlotte Young & Associates, Inc.

2710 S. Litchfield Road  
Goodyear, Arizona 85338  
602-615-8710  
e-mail: amsr25@whelen.com

## WHELEN FACTORY INQUIRY

### Automotive Sales

e-mail: autosale@whelen.com

### Automotive OEM Sales

e-mail: autooem@whelen.com

### Automotive Government Sales

e-mail: autousos@whelen.com

### Automotive Catalog

e-mail: catalog@whelen.com

### Customer Service

e-mail: custserv@whelen.com

## CANADIAN INQUIRY

## EASTERN: NEWFOUNDLAND, NEW BRUNSWICK, NOVA SCOTIA, PRINCE EDWARD ISLAND

### Leslie and Associates

32 Steeles Avenue East  
Milton, Ontario, Canada L9T 5A1  
(905) 878-8457 • Fax: (905) 878-0877  
e-mail: amsr15@whelen.com

## CENTRAL: MANITOBA, ONTARIO, QUEBEC, NUNAVUT

### Leslie and Associates

32 Steeles Avenue East  
Milton, Ontario, Canada L9T 5A1  
(905) 878-8457 • Fax: (905) 878-0877  
e-mail: amsr15@whelen.com

## WESTERN: ALBERTA, BRITISH COLUMBIA, SASKATCHEWAN, YUKON AND NORTHWEST TERRITORIES

### TL Smid Associates

3057 Similkameen Place  
Kamloops, British Columbia, Canada V2E 2T6  
(250) 572-1507  
e-mail: amsr21@whelen.com

## WHELEN/CANADA FACTORY INQUIRY

### Canadian Automotive Sales

e-mail: canadiansales@whelen.com

### Automotive Catalog

e-mail: catalog@whelen.com

### Customer Service

e-mail: custserv@whelen.com

## CARIBBEAN, CENTRAL & SOUTH AMERICA INQUIRES

### Fred Villoria

Rancho Palos Verdes, California 90275  
(310) 230-5209  
e-mail: amsr49@whelen.com

## MEXICO INQUIRY

### ZABAI LLC

### Ivan R. Lopez Zavala

20 Bokum Road  
Chester, Connecticut 06412  
(860) 819-6986  
e-mail: amsr50@whelen.com

## MIDDLE EAST INQUIRY

### ZABAI LLC

### Ivan R. Lopez Zavala

20 Bokum Road  
Chester, Connecticut 06412  
(860) 819-6986  
e-mail: amsr26@whelen.com

## INTERNATIONAL INQUIRY

### Contact Factory

e-mail: autousos@whelen.com







# DOT / FLEET RACK LIST PRICE

No. PL17.1DOTL

EFFECTIVE: June 30, 2017 VOID: December 19, 2017



All of the DOT/Fleet Rack models are “Made-To-Order Products”. All models are non-returnable, non-cancelable. Please allow sufficient time for production.

**Order Anytime Day or Night by E-mail: [amberorder@whelen.com](mailto:amberorder@whelen.com)**

Every effort will be made to hold prices through the end date. We reserve the right to increase prices on certain and/or all products. Whelen Engineering Company, Inc. is not responsible for typographical errors.

**ISO 9001 Registered QMS**



OFFICIAL WARNING LIGHTS OF NASCAR

Follow us on



↓ †† - Special Order, Non-Returnable, Non-Cancelable.

**MODEL**

**DESCRIPTION**

**LIST**

**DOT3® Super-LED® Systems #01**

Two Micro Freedom® With Extended Corner Modules and 60' TPR Cable, Rear Stainless Steel Lighthouse Options With 30' Cables, DOT-LED Flasher/Junction Box and Install Kit.

**DOT3® Super-LED® System 401 - 400 Series Lighthouses**

†† DOT3401A	DOT3 System 401-A	3700.00
†† DOT3401B	DOT3 System 401-B	4382.00
†† DOT3401D	DOT3 System 401-D	4747.00

**DOT3® Super-LED® System 501 - 500 Series Lighthouses**

†† DOT3501A	DOT3 System 501-A	3430.00
†† DOT3501B	DOT3 System 501-B	3804.00
†† DOT3501D	DOT3 System 501-D	4121.00

**DOT3® Super-LED® System 701 - 700 Series Lighthouses**

†† DOT3701A	DOT3 System 701-A	3518.00
†† DOT3701B	DOT3 System 701-B	4231.00
†† DOT3701D	DOT3 System 701-D	4512.00

**DOT3® Super-LED® Systems #02**

One Remote L31 With 60' TPR Cable, Rear Stainless Steel Lighthouse Options with 30' Cables, DOT-LED Flasher/Junction Box and Install Kit.

**DOT3® Super-LED® System 402 - 400 Series Lighthouses**

†† DOT3402A	DOT3 System 402-A	2145.00
†† DOT3402B	DOT3 System 402-B	2827.00
†† DOT3402D	DOT3 System 402-D	3196.00

**DOT3® Super-LED® System 502 - 500 Series Lighthouses**

†† DOT3502A	DOT3 System 502-A	1869.00
†† DOT3502B	DOT3 System 502-B	2249.00
†† DOT3502D	DOT3 System 502-D	2566.00

**DOT3® Super-LED® System 702 - 700 Series Lighthouses**

†† DOT3702A	DOT3 System 702-A	2000.00
†† DOT3702B	DOT3 System 702-B	2670.00
†† DOT3702D	DOT3 System 702-D	2951.00

**DOT3® Super-LED® Systems 103**

Two Micro Freedom With Extended Corner Modules and 60' TPR Cable, DOT-LED Flasher/Junction Box and Install Kit.

**DOT3® Super-LED® Systems 103**

†† DOT3103	DOT3 System 103	2649.00
------------	-----------------	---------

**DOT3® Super-LED® Systems #04**

Rear Stainless Steel Lighthouse Options With 30' Cables, DOT-LED Flasher/Junction Box and Install Kit.

**DOT3® Super-LED® System 404 - 400 Series Lighthouses**

†† DOT3404A	DOT3 System 404-A	1435.00
†† DOT3404B	DOT3 System 404-B	2149.00
†† DOT3404D	DOT3 System 404-D	2532.00

**DOT3® Super-LED® System 504 - 500 Series Lighthouses**

†† DOT3504A	DOT3 System 504-A	1149.00
†† DOT3504B	DOT3 System 504-B	1543.00
†† DOT3504D	DOT3 System 504-D	1877.00

**DOT3® Super-LED® System 704 - 700 Series Lighthouses**

†† DOT3704A	DOT3 System 704-A	1243.00
†† DOT3704B	DOT3 System 704-B	1991.00
†† DOT3704D	DOT3 System 704-D	2285.00

**DOT3® Super-LED® Systems #05**

Two Micro 400 With 60' TPR Cable, Rear Stainless Steel Lighthouse Options With 30' Cables, DOT-LED Flasher/Junction Box and Install Kit.

**DOT3® Super-LED® System 405 - 400 Series Lighthouses**

†† DOT3405A	DOT3 System 405-A	3784.00
†† DOT3405B	DOT3 System 405-B	4465.00
†† DOT3405D	DOT3 System 405-D	4829.00

**DOT3® Super-LED® System 505 - 500 Series Lighthouses**

†† DOT3505A	DOT3 System 505-A	3513.00
†† DOT3505B	DOT3 System 505-B	3888.00
†† DOT3505D	DOT3 System 505-D	4205.00

**DOT3® Super-LED® System 705 - 700 Series Lighthouses**

†† DOT3705A	DOT3 System 705-A	3601.00
†† DOT3705B	DOT3 System 705-B	4314.00

††	DOT3705D	DOT3 System 705-D	4596.00
----	----------	-------------------	---------

#### DOT3® Super-LED® Systems #06

Two Remote L31 with 60' TPR Cable, Rear Stainless Steel Lighthouse Options with 30' warning and BTT cable, DOT-LED Flasher/Junction Box and Install Kit.

#### DOT3® Super-LED® System 406- 400 Series Lighthoods

††	DOT3406A	DOT3 System 406-A	2931.00
††	DOT3406B	DOT3 System 406-B	3612.00
††	DOT3406D	DOT3 System 406-D	3976.00

#### DOT3® Super-LED® System 506 - 500 Series Lighthoods

††	DOT3506A	DOT3 System 506-A	2660.00
††	DOT3506B	DOT3 System 506-B	3035.00
††	DOT3506D	DOT3 System 506-D	3352.00

#### DOT3® Super-LED® System 706 - 700 Series Lighthoods

††	DOT3706A	DOT3 System 706-A	2748.00
††	DOT3706B	DOT3 System 706-B	3461.00
††	DOT3706D	DOT3 System 706-D	3742.00

#### DOT3® Super-LED® Systems 107

Two Remote L31 With 60' TPR Cable, DOT-LED Flasher/Junction Box and Install Kit.

#### DOT3® Super-LED® Systems 107

††	DOT3107	DOT3 System 107	1880.00
----	---------	-----------------	---------

#### DOT3® Super-LED® Systems 108

Two Micro 400 With 60' TPR Cable, DOT-LED Flasher/Junction Box and Install Kit.

#### DOT3® Super-LED® Systems 108

††	DOT3108	DOT3 System 108	2733.00
----	---------	-----------------	---------

#### DOT3® Super-LED® Systems 109

Two Stainless Steel Micro 400 with 60' TPR Cable, DOT-LED Flasher/Junction Box and Install Kit.

#### DOT3® Super-LED® Systems 109

††	DOT3109	DOT3 System 109	3149.00
----	---------	-----------------	---------

#### DOT3® Super-LED® Systems #10

Two Stainless Steel Micro 400 with 60' TPR Cable, Rear Stainless Steel Lighthouse Options with 30' Cables, DOT-LED Flasher/Junction Box and Install Kit.

#### DOT3® Super-LED® System 410- 400 Series Lighthoods

††	DOT3410A	DOT3 System 410-A	4195.00
††	DOT3410B	DOT3 System 410-B	4522.00
††	DOT3410D	DOT3 System 410-D	4886.00

#### DOT3® Super-LED® System 510 - 500 Series Lighthoods

††	DOT3510A	DOT3 System 510-A	3919.00
††	DOT3510B	DOT3 System 510-B	4294.00
††	DOT3510D	DOT3 System 510-D	4616.00

#### DOT3® Super-LED® System 710 - 700 Series Lighthoods

††	DOT3710A	DOT3 System 710-A	4044.00
††	DOT3710B	DOT3 System 710-B	4720.00
††	DOT3710D	DOT3 System 710-D	4990.00

#### DOT System Options

#### Add Side TIR3™ (700 & 400 Series Only)

††	ADD4TIR3	Add Side TIR3™ Warning 400 Series (PAIR)	222.00
††	ADD7TIR3	Add Side TIR3™ Warning 700 Series (PAIR)	222.00

#### SnowAway™ Heated Lens System (400 D Housing Only)

††	H400SD	NEW 400 Series "D" Heated Lens System	2640.00
††	H400VD	NEW 400 V-Series™ "D" Heated Lens System "Option SUB4V400 Required"	2640.00

#### Substitute Two (2) 400 V-Series™ for Standard 400 Warning

††	SUB4V400	Substitute (2) 400 V-Series™ Warning for Standard 400 Warning (Only Available in 400)	368.00
----	----------	---	--------

#### Substitute (2) 40BUH Horizontal Back-Up for Standard 40BUV Vertical Back-Up

††	SUB40BUH	NEW Substitute (2) 40BUH Horizontal Back-Up for Standard 40BUV Vertical Back-Up (Only Available in 400)	
----	----------	---	--

#### Substitute 4/C Front/Top Light Cable (Micro Freedom®, Micro 400 and Stainless Steel 400)

††	SUBF4C45	Substitute 45' Cable for Standard 60' (PAIR) DEDUCT	85.00
††	SUBF4C30	Substitute 30' Cable for Standard 60' (PAIR) DEDUCT	170.00

#### Substitute 2/C Front/Top Light Cable (L31 Beacon)

††	SUBF2C45	Substitute 45' Cable for Standard 60' (SINGLE) - DEDUCT	43.00
††	SUBF2C30	Substitute 30' Cable for Standard 60' (SINGLE) - DEDUCT	85.00

#### Substitute 2/C Rear Light Cable (Warning)

††	SUBR2C45	NEW Substitute 45' 2/C Warning Cable for Standard 30' (PAIR) - ADD	86.00
----	----------	--	-------

All models are 12 Volt D.C. only unless otherwise noted above. For other voltages contact factory.

† (to be discontinued, check availability)

†† (special order, check availability, non-returnable, non-cancelable)

! Indicate length desired: 5 foot, 6 foot, 7 foot or 8 foot     \$ Indicates Lower Price

↓ †† - Special Order, Non-Returnable, Non-Cancelable.

MODEL	DESCRIPTION	LIST
<b>Substitute 5/C Rear Light Cable (BTT &amp; BU)</b>		
†† SUBR5C45	NEW Substitute 45' 5/C BTT/BU Cable for Standard 30' (PAIR) - ADD	86.00
<b>Substitute Aluminum Housings</b>		
†† 400AALUM	DOT 400A Aluminum Housing - PAIR	
†† 400BALUM	DOT 400B Aluminum Housing - PAIR	
†† 400DALUM	DOT 400D Aluminum Housing - PAIR	
†† 700AALUM	DOT 700A Aluminum Housing - PAIR	
†† 700BALUM	DOT 700B Aluminum Housing - PAIR	
†† 700DALUM	DOT 700D Aluminum Housing - PAIR	
†† MICRALUM	MICRO 400 Aluminum Housing - PAIR	

**Fleet Rack™ Custom Truck Rack**

<b>Fleet Rack™ Custom Truck Rack</b>		
†† FR01	Ford Super-Duty, 2012-2016	1099.00
†† FR03	Chevy Silverado and 2500 Series, 2012-2016	1099.00
†† FR04	Dodge Ram 1500/2500, 2013-2016 (62" Inside Bed Measurement)	1099.00
†† FR05	Ford F-150, 2015-2016	1099.00
†† FR06	Dodge Ram 1500/2500, 2013-2016 (65" Inside Bed Rail Measurement)	1099.00
†† FR07	NEW Ford F-250/F-350, 2017	1099.00
<b>TA - Fleet Rack™ Custom Truck Rack</b>		
†† TAFR01	Ford Super-Duty, 2012-2016	4265.00
†† TAFR03	Chevy Silverado & 2500 Series, 2012-2016	4265.00
†† TAFR04	Dodge Ram 1500/2500, 2013-2016 (62" Inside Bed Rail Measurement)	4265.00
†† TAFR05	Ford F-150, 2015-2016	4265.00
†† TAFR06	Dodge Ram 1500/2500, 2013-2016 (65" Inside Bed Rail Measurement)	4265.00
†† TAFR07	NEW Ford F-250/F-350, 2017	4265.00
<b>Options for Fleet Racks, Customer Installed</b>		
†† FRCB	Center Window Guard Kit	131.00
†† FRCS	Center Window Screen Kit for FR03 and TAFR03 Only	151.00
†† FRCS04	Center Window Screen Kit for FR04, and TAFR04	151.00
†† FRCSSD	Center Window Screen Kit for FR01 and TAFR01 Only	151.00
†† FRCBM	Center Mount Beacon Bracket Kit FR Series Only	49.00
†† FREBM	End Mount Beacon Bracket Kit FR Series Only	65.00



---

**— GENERAL POLICY INFORMATION —**

---

- (1) These policies may be amended or changed without notice. All Whelen Engineering customers acknowledge receipt of these policies and accept their terms and conditions by purchasing products covered in the current Whelen Automotive Catalog and/or Price Lists.
- (2) Prices are subject to change without prior notice. Price in effect at time of shipment will prevail on scheduled orders. Every effort will be made to avoid price revisions prior to void date noted on the Official Price List. Should material cost escalate beyond our control, Whelen Engineering reserves the right to make adjustments deemed necessary.
- (3) Whelen Engineering Company reserves the right to add surcharges to invoices for special taxes that are imposed on Whelen by state governments or other legal entities for our doing business in their jurisdiction. Every effort will be made to provide appropriate notice in advance of the start of such surcharges.
- (4) Any product may be discontinued, or upgraded with design improvements, without notice.
- (5) By the purchase of products from Whelen, customer agrees to abide by and be bound to the terms and conditions stated herein, unless a Whelen corporate officer has otherwise agreed in writing. These terms and conditions are exclusive and shall apply in lieu of all other terms and conditions appearing on the customer's purchase order or other customer documentation. Customer agrees that Whelen's acceptance of customer's order or quotation is limited to and governed exclusively by these terms and conditions. Neither Whelen's commencement of performance nor shipment of products shall be deemed to constitute acceptance of any additional or different terms and conditions proposed by customer. Whelen's failure to object to provisions contained in any order or other document of customer shall not be construed as a waiver by Whelen of Whelen's terms and conditions or an acceptance of any terms and conditions of Customer, which are hereby rejected by Whelen. Customer also agrees to and accepts unsolicited faxes and/or emails from Whelen on promotions, literature, etc.
- (6) Whelen in-house quality assurance program is used in all manufactured products. Customer imposed or requested programs will only be used at Whelen Plants when agreed to by an authorized corporate officer and any quotation will reflect the cost of such a program in the pricing and accepted by the customer.
- (7) Catalog, price list or policy statement possession does not constitute the right to purchase directly from Whelen Engineering Company, Inc. Contact the factory for official account status, customer classification and current discount for all product categories.
- (8) To order, configure and program certain Whelen Products, the customer may be required, at their cost, to update their computer's hardware and/or operating system to the latest version.
- (9) Whelen Trademarks are the property of Whelen Engineering Company, Inc. and may be used only as set forth in the Guidelines for use of Whelen Trademarks available at [www.whelen.com](http://www.whelen.com).
- (10) Whelen Engineering Company reserves the right to terminate or change status of any current customer at any time without notice. Such accounts may be reinstated at the discretion of the Whelen Authorized Managing Sales Representative for the territory provided that: **A)** placement of the required stocking order and all other criteria are met, and **B)** distributorship for the given area is still available.
- (11) Whelen Engineering Company reserves the right to terminate any customer that imports for sale, offers for sale or sells non-Whelen Products that: **(A)** are either copies of, or replacement parts for, genuine Whelen products, **(B)** infringe any of the intellectual property rights of Whelen in its products, including without limitation any Whelen patent, trade secret, copyright, trademark or trade dress or, **(C)** cause confusion or could reasonably lead the marketplace to believe that the source or origin of such products is Whelen or that Whelen has approved, endorsed or authorized such products as replacements for genuine Whelen products.

---

**ORDERING AND PAYMENT POLICIES**

---

- (12) Customers are urged to email or fax orders. Distributors should use either email to [autoorder@whelen.com](mailto:autoorder@whelen.com) or fax to 1-800-637-8762, OEM customers should either email to [oemorder@whelen.com](mailto:oemorder@whelen.com) or fax to 1-800-245-6925. Whelen accepts no responsibility for errors concerning verbal orders.
- (13) Duplicating written orders not marked "confirmation" or discrepancies on confirming purchase orders following original telephone orders is not the responsibility of Whelen Engineering Company, Inc. Returns due to discrepancies or duplication are subject to a restocking charge, as noted in Item #28. Email and a toll free order fax-line is provided to assure accuracy of order entry, see item #12.
- (14) An order acknowledgement is faxed or emailed for each order. It is customer's responsibility to carefully check each order for accuracy and notify Whelen immediately of any discrepancies. If no response is received from the customers, said customers will accept the order as entered. This includes, but is not limited to, product, pricing and schedule dates.
- (15) Minimum billing is \$50 Net. Orders of less than \$50 Net will be billed at \$50 Net.
- (16) All prepaid orders (except credit card payments) will receive a 3% cash discount. Correct amount of payment must be received prior to entry and processing of order.
- (17) 3% prompt payment terms are offered and based on written agreement only, contact the factory for details. No other terms offered.
- (18) All discounts apply to orders shipped to one location at a time, covered by one purchase order number.
- (19) Net terms continue to be 30 days. Accounts over 30 days may be charged a finance charge (plus collection fees) on the unpaid balance. Accounts due 45 days will be placed on hold and accounts that reach 60 days will automatically become a cash-in-advance or credit card account. At any time after 60 days, the collection process may begin.
- (20) Orders from accounts with no prior approved line of credit will require cash in advance or an authorized MC/VISA credit card number, see Item #22.
- (21) Returned or uncollectible checks will be subject to a \$50 handling fee. Any further occurrence will necessitate forfeiture of open account terms.
- (22) Mastercard<sup>™</sup> and Visa<sup>™</sup> payments are encouraged (No C.O.D. offered). The following information is required at the time a credit card order is placed: 1. Exact full name as shown on credit card. 2. Complete account number. 3. Expiration date (month and year). 4. Bank number on card. 5. Security code. 6. Your telephone number and billing address of credit card. Note: We reserve the right to not drop ship credit card orders.
- (23) Whelen is not responsible for the selection of appropriate equipment or product type required for a particular application or service. Whelen will not be liable for any direct, indirect, consequential or incidental loss or damage arising out of the installation, use or inability to use the product selected.
- (24) Consolidation of orders cannot be accepted. Whelen will ship and invoice products as they become available on each order from the factory at which the products are manufactured, either the New Hampshire or the Connecticut facility.
- (25) Whelen offers a bid specification program and Blanket Order Pricing for Distributors only, contact your Authorized Managing Sales Representative for details.

---

**MATERIAL RETURN, EXCHANGES AND CANCELLATIONS POLICIES**

---

- (26) Order cancellation must be emailed or faxed, see Item #12, with all pertinent information given. Verbal cancellations are not acceptable. An acknowledgement of the cancellation will be emailed or faxed back. Otherwise standard restocking fee will apply. Restocking charges will apply for items which have already been packaged for delivery.
- (27) Custom designs, special orders, green LED products, GTT OPTICOM<sup>™</sup> Emitters, 24 volt models or model/series marked with **††** notation in the Official Price List are non-cancelable and non-returnable.
- (28) Material returned for credit or exchange must be new, unused and in its original packaging and have prior written approval. Contact factory for a return authorization form. Such material will be subject to acceptance inspection upon return, and to a minimum 25% restocking charge (\$30 minimum fee required). Product must be in current production and less than six months old from date of invoice.
- (29) All claims must be filed by the customer within 10 days of receipt of shipment. File claims for damage with the carrier, and claims for shortage with Whelen when applicable.

---

**FREIGHT POLICIES**

---

- (30) Freight is FOB origin freight prepaid from Chester, Connecticut or Charlestown, New Hampshire in the 48 Contiguous States and Canada (excludes AK & HI). The choice of freight carrier will be at the sole discretion of the Whelen Engineering Company. For UPS Premium Shipments, full charges will be added to invoice. All other premium shipping methods will be forwarded "freight collect", including drop shipments. Whelen reserves the right to pass along oversize package surcharges.
- (31) "Prepay and Add" requests for premium truck or air freight routing will include a small additional administrative and handling charge in the freight invoice.
- (32) Shipments out of the United States and Canada from customers will accrue a minimum of a \$50.00 processing fee. Customers are urged to contact the factory for a quote prior to entering any orders.

---

**WARRANTY**

---

- (33) A factory direct warranty is offered with all products manufactured by Whelen Engineering Company, Inc. A copy of this warranty policy is available at [www.whelen.com/warranty](http://www.whelen.com/warranty). These official Whelen warranties are in lieu of all other warranties, expressed or implied. Under no circumstances shall Whelen be liable for any consequential damages, special damages, incidental damages, punitive damages or lost profits of any kind, whether incurred directly or indirectly by another party.

---

**— EFFECTIVE 12/21/16, REPLACES ALL PREVIOUSLY PUBLISHED DISTRIBUTOR/OEM POLICIES —**

---

# WHELEN® USER DIRECT WARRANTY (FOR AUTOMOTIVE PRODUCTS ONLY)

Whelen Engineering Company, Inc. warrants products of its manufacture against defects in material and workmanship. This is provided that the product has been installed and operated in accordance with the manufacturer's recommendations. During the warranty period (see below) the Factory Repair Center or an Authorized Whelen Repair Center† will repair or replace (at its option) any parts or electronic assemblies of the unit which disclose a defect in material or workmanship. The Repair Center will return the repaired unit, transportation cost prepaid.

The above warranty is between the first purchaser (ultimate user) only and Whelen Engineering Company, Inc. (manufacturer). **No prior authorization is required for returning Whelen products for warranty consideration.** Each Whelen product sold is covered only by the official warranty in effect at time of purchase.

This warranty is not applicable to any Whelen product that has failed from damage as a result of incompatible chemicals (including de-icing or road treatment), cleaning products or due to abuse, misuse, improper installation, excessive voltages, or alterations to the product that affects, in the manufacturer's judgment, intended use and service. Whelen will not be held liable for any incidental or consequential damages, and assumes no responsibility or liability for expenses incurred in the removal and/or re-installation of products requiring service and/or repair; nor the packaging, handling, and shipping to the Factory Repair Center or Authorized Whelen Repair Center†; nor for the handling of products returned from the repair center after service or repair.

**There are no other warranties, expressed or implied, including, but not limited to, any implied merchantability or fitness for a particular use.** Whelen Engineering Company, Inc. reserves the right to modify this warranty statement at any time; or discontinue, modify, or upgrade any products of its manufacture with design improvements without prior notice.

The use of magnetic or vacuum/suction mounted warning lights mounted on the roof or exterior of a vehicle in motion is at the sole discretion and risk of the user. Whelen Engineering makes no warranties or guarantees of equipment used in this way.

All power plugs/cigar plugs, incandescent and halogen bulbs, polycarbonate/plastic materials, radar products, aviation equipment, industrial products and high power voice/siren systems are not covered by this warranty (see applicable warranty statement).

All Non-Whelen manufactured items that are sold by Whelen are covered by that manufacturer's warranty, and are excluded from this warranty statement (such as, GTT Emitters, batteries). This warranty will be void when using or substituting other than all-genuine Whelen system components, such as remote head assemblies, xenon flash tubes, shielded cables, strobe power supplies, siren amplifiers and siren speakers. This warranty gives you specific rights, and you may also have other rights which vary from state to state.

## STANDARD / 2 YEAR WARRANTY

Whelen products are covered by a direct warranty for up to a maximum two years from date of purchase (not to exceed three years from date of manufacture), with proof of purchase. In accordance with the policy statement described herein, the unit may be returned directly to the factory or to an Authorized Whelen Repair Center† for warranty consideration. Whelen siren speakers, when used with a Whelen siren amplifier, are covered by a 2 year warranty from the date of manufacture. Heavy-Duty motor assemblies (so marked) are covered by a direct warranty for up to three years from date of manufacture. For warranty consideration, both the siren speakers and motor assemblies are subject to the conditions and steps described herein.

### SIRENS, LED PRODUCT, CONTROL HEADS AND SWITCH BOXES

**CenCom®, CanTrol®, 295HFS and 295SLS:** Electronic circuit boards are covered by a 5 year warranty.

**LED Lighthead, IO Boards, and Flashers:** Electronic circuit boards are covered by a 5 year warranty.

**295SL100 Series, Howler™, Alpha™, Beta™, Epsilon™, HHS, Gamma™ and WPS series:** Electronic circuit boards are covered by a 2 year warranty.

**Siren, Traffic Advisor™ Control Heads, and Switch Boxes:** Electronic circuit boards are covered by a 2 year warranty.

**Mechanical components,** ie Switches, relays, microphones, housings, mounting brackets and hardware are covered for 2 years for defect in material or workmanship. All other electronic circuit and IO boards not expressed herein are covered by a 2 year warranty.

Warranty starts from date of manufacture.

### 12 MONTH WARRANTY — BACK-UP ALARMS

Whelen Back-Up Alarms are covered by a 12 month warranty and are subject to the conditions and steps described herein.

### WARRANTY — LIGHTBAR POWER SUPPLY

All repairable warranty and non-warranty Edge® style lightbar strobe power supplies will be replaced with a compatible new power supply. If out of initial warranty period but less than 10 years old, the charge will be a flat fee of \$210.00

### 6 MONTH WARRANTY — STROBE POWER SUPPLIES/FLASH TUBES AND OBSOLETE/DISCONTINUED PRODUCTS

If a Strobe Power Supply, Strobe Flash Tube component or an obsolete/discontinued product of a "Whelen" brand product is returned to Whelen within 6 months of the date which is affixed to the unit, Whelen will repair or replace that unit free of charge ONE TIME ONLY, subject to the conditions and steps herein.

### WHELEN ENGINEERING COMPANY OUT-OF-WARRANTY FACTORY REPAIR PROGRAM

If found to be repairable, the Whelen Factory Repair Center (only) will repair Non-Lightbar Electronic Strobe Power Supplies for \$155.00 each. All other repairs (non-strobe) will be \$125.00 per unit. This does not include replacement of any other electro-mechanical parts including flash tubes, polycarbonate domes, motors, or hardware items.

Follow the "Steps To Be Taken For Return" noted below, and include a check or money order. For Whelen products older than 10 years, repair charges will be determined upon examination only (minimum charge is \$255.00). Contact factory service center for further details.

### STEPS TO BE TAKEN FOR WARRANTY RETURN:

- 1) Whelen products are to be returned **freight prepaid** to the: Whelen Factory Repair Center Building B, 51 Winthrop Road, Chester, CT 06412-0684; or an Authorized Whelen Repair Center†. Do not ship by bus.
- 2) A copy of the sales receipt must be returned with the defective unit to qualify for warranty coverage from date of purchase.
- 3) Include a short statement explaining the problem.
- 4) Include your name, address, and day-time telephone number.
- 5) Whelen and its Authorized Repair Centers will, via UPS, ship back the repaired unit **freight prepaid**, usually within a few days after its receipt.

**WHELEN®**  
ENGINEERING COMPANY, INC.

51 Winthrop Road, Chester, CT 06412-0684  
(860) 526-9504 • www.whelen.com

— EFFECTIVE 12/21/16, REPLACES ALL PREVIOUSLY PUBLISHED SERVICE POLICIES —

† The only AUTHORIZED WHELEN REPAIR CENTER(S) are predetermined by the Whelen Factory via official listing obtained from Whelen Engineering Company, Chester, CT.

\* New/Revised

10250AD-050117

© 2016 Whelen.

## **NEW** *SnowAway*<sup>™</sup> *Heated Lens System*

Introducing industry-first technology for preventing snow build up on rear corner post lights.

- Tempered glass heats uniformly and keeps lenses at 45° F in all conditions
- Switches on automatically when the temperature drops below 40° F, providing zero operator involvement
- LED indicator light in the cab automatically notifies operator that the system is on or off
- On/off switch located in the cab allows operator to manually control the system if needed
- Tempered glass uses between 1-4 amps (colder temperature increases amp draw)
- Housing and lens design accommodates three lightheads
- 14 gauge wire included

<i>H400SD</i>	400 Series Heated Lens System
<i>H400VD</i>	400 V-Series <sup>™</sup> Heated Lens System





# Authorized Managing Sales Representatives

## CONNECTICUT, MAINE, MASSACHUSETTS NEW HAMPSHIRE, RHODE ISLAND, VERMONT

### Patriot Fleet Group, LLC

P.O. Box 886  
Rocky Hill, Connecticut 06067  
860-757-3922 • Fax: 860-785-8697  
e-mail: amsr1@whelen.com

## DELAWARE, MARYLAND, PENNSYLVANIA, VIRGINIA, WASHINGTON D.C.

### Mobile Fleet

P.O. Box 591  
Reedsville, Pennsylvania 17084  
(866) 674-1110 • Fax: (443) 593-0590  
e-mail: amsr2@whelen.com

## FLORIDA

### Morganelli & Associates

1401 Saratoga Street  
Deland, Florida 32724  
(386) 738-3669 • Fax: (386) 738-5331  
e-mail: amsr3@whelen.com

## ALABAMA, GEORGIA, MISSISSIPPI, NORTH CAROLINA, SOUTH CAROLINA, TENNESSEE (Except Memphis)

**Thomas J. Madden & Associates, Inc.**  
935 Hwy 124, Bldg 400, Suite 401  
Braselton, Georgia 30517  
(678) 963-2060 • Fax: (678) 963-2061  
e-mail: amsr4@whelen.com

## HAWAII, GUAM & SAIPAN

### Pacific Sales Representatives, Inc.

P.O. Box 240256  
Honolulu, Hawaii 96824-0256  
(808) 373-4666 • Fax: (808) 373-3045  
e-mail: amsr6@whelen.com

## KENTUCKY, OHIO, WEST VIRGINIA

### Holstein & Associates, LLC

9031 Heritage Drive  
Plain City, Ohio 43064  
(614) 873-2121 • Fax: (614) 873-3095  
e-mail: amsr7@whelen.com

## ARKANSAS, LOUISIANA,

## TENNESSEE (Memphis only), TEXAS

### John Wright & Associates

1111 W Abram Street  
Arlington, Texas 76013  
(817) 459-2001 • Fax: (817) 459-2515  
e-mail: amsr8@whelen.com

## ALASKA, IDAHO, MONTANA, OREGON, WASHINGTON

### Kent D. Bruce Company, LLC

P.O. Box 225  
Black Diamond, Washington 98010  
(360) 886-9410 • Fax: (360) 886-9411  
e-mail: amsr10@whelen.com

## CALIFORNIA, NEVADA (Northwest and South) WATTCO

2230 Cordelia Road  
Fairfield, California 94534  
(707) 435-9233 • Fax: (707) 435-1941  
e-mail: amsr12@whelen.com

## IOWA, MINNESOTA, NORTH DAKOTA, SOUTH DAKOTA

### W. Reeves & Associates LLC

P.O. Box 477  
Norwalk, Iowa 50211  
(515) 981-5967 • Fax: 866-336-3503  
e-mail: amsr13@whelen.com

## KANSAS, MISSOURI, NEBRASKA, OKLAHOMA

### Busch & Associates, LLC

12705 South Rene Street  
Olathe, Kansas 66062  
(913) 390-1777 • Fax: (913) 390-7889  
e-mail: amsr14@whelen.com

## COLORADO, NEVADA (Northeast)

## UTAH, WYOMING

### Rep Services, LLC

33990 County Road 27  
Kiowa, Colorado 80117  
(303) 840-7451 • Fax: (303) 805-0133  
e-mail: amsr19@whelen.com

## NEW JERSEY, NEW YORK

### Mobile Fleet

10 Commerce Drive  
Hauppauge, New York 11788  
(631) 206-2920 • Fax: (631) 206-2923  
e-mail: amsr20@whelen.com

## INDIANA, MICHIGAN

### C. S. Trojan & Associates, Inc.

1375 Rickett Road  
Brighton, Michigan 48116  
(810) 227-7775 • Fax: (810) 227-9195  
e-mail: amsr22@whelen.com

## ILLINOIS, WISCONSIN

### Contact Factory

e-mail: autosale@whelen.com

## ARIZONA, NEW MEXICO

### Charlotte Young & Associates, Inc.

2710 S. Litchfield Road  
Goodyear, Arizona 85338  
602-615-8710  
e-mail: amsr25@whelen.com

## WHELEN FACTORY INQUIRY

### Automotive Sales

e-mail: autosale@whelen.com

### Automotive OEM Sales

e-mail: autooem@whelen.com

### Automotive Government Sales

e-mail: autousos@whelen.com

### Automotive Catalog

e-mail: catalog@whelen.com

### Customer Service

e-mail: custserv@whelen.com

## CANADIAN INQUIRY

## EASTERN: NEWFOUNDLAND, NEW BRUNSWICK, NOVA SCOTIA, PRINCE EDWARD ISLAND

### Leslie and Associates

32 Steeles Avenue East  
Milton, Ontario, Canada L9T 5A1  
(905) 878-8457 • Fax: (905) 878-0877  
e-mail: amsr15@whelen.com

## CENTRAL: MANITOBA, ONTARIO, QUEBEC, NUNAVUT

### Leslie and Associates

32 Steeles Avenue East  
Milton, Ontario, Canada L9T 5A1  
(905) 878-8457 • Fax: (905) 878-0877  
e-mail: amsr15@whelen.com

## WESTERN: ALBERTA, BRITISH COLUMBIA, SASKATCHEWAN, YUKON AND NORTHWEST TERRITORIES

### TL Smid Associates

3057 Similkameen Place  
Kamloops, British Columbia, Canada V2E 2T6  
(250) 572-1507  
e-mail: amsr21@whelen.com

## WHELEN/CANADA FACTORY INQUIRY

### Canadian Automotive Sales

e-mail: canadiansales@whelen.com

### Automotive Catalog

e-mail: catalog@whelen.com

### Customer Service

e-mail: custserv@whelen.com

## CARIBBEAN, CENTRAL & SOUTH AMERICA INQUIRES

### Fred Villoria

Rancho Palos Verdes, California 90275  
(310) 230-5209  
e-mail: amsr49@whelen.com

## MEXICO INQUIRY

### ZABAI LLC

### Ivan R. Lopez Zavala

20 Bokum Road  
Chester, Connecticut 06412  
(860) 819-6986  
e-mail: amsr50@whelen.com

## MIDDLE EAST INQUIRY

### ZABAI LLC

### Ivan R. Lopez Zavala

20 Bokum Road  
Chester, Connecticut 06412  
(860) 819-6986  
e-mail: amsr26@whelen.com

## INTERNATIONAL INQUIRY

### Contact Factory

e-mail: autousos@whelen.com

