



Randy McDaniel
Oklahoma State Treasurer

Treasurer's Investments

October 2020

Treasurer's Mission Statement

The mission of the
Office of the State Treasurer
is to serve the
people of Oklahoma by
providing sound banking and
investment services, reuniting
individuals and businesses with
their unclaimed property, and
promoting economic opportunities
in a fiscally responsible
and efficient manner while
adhering to the highest
professional and ethical standards.



OKLAHOMA STATE TREASURER RANDY McDANIEL

December 31, 2020

To the People of Oklahoma:

The Office of the State Treasurer is pleased to issue the October monthly investment performance report. I trust you will find it thorough, upholding my commitment to provide disclosure of the economic environment and portfolio results. As always, my staff and I are available to answer any questions.

Market Conditions

The treasury curve reflected higher yields from the 2-year to 30-year treasuries, in comparison to the end of September. The 10-year treasury benchmark had the largest gain in one-month yield since September 2018, coming in at 0.875%. The 2-year was at 0.155% and the 30-year ended October at 1.66%.

The equity markets struggled during October with the Dow Jones having its worst month since March down -4.6% for the month and down -7.1% year-to-date. The S&P 500 index was at -2.7% for the month and 1.2% for the year and the Nasdaq at -2.3% and 22.6%, respectively. The Wall Street Journal (WSJ) stated that "Investors have been spooked by a record high in coronavirus infections in the U.S., fresh lockdowns in Europe that threaten economic growth and a mixed bag of earnings reports from big technology companies." In addition, the WSJ said "After a remarkable run since late March, stocks peaked in early September- only to tumble on worries the market had run too far, too fast."

The Federal Open Market Committee (FOMC) continued with the fed funds target range of zero to 0.25%. According to the minutes released from the Sep 15-16 FOMC meeting, "The path of the economy will depend significantly on the course of the virus. The ongoing public health crisis will continue to weigh on economic activity, employment, and inflation in the near term, and poses considerable risks to the economic outlook over the medium term."

Economic Developments

The Bureau of Labor Statistics (BLS) reported the unemployment rate in September declined to 7.9% from 8.4%, as 661,000 jobs were created during the month. There were job gains of 318,000 in leisure and hospitality, specifically increasing in food and drinking service places. Retail trade jobs increased by 142,000 and health care and social assistance by 108,000. The government sector experienced a loss of 216,000 positions, according to the BLS report.

"The Consumer Price Index increased 1.4% over the 12 months ending in September 2020. Food prices increased 3.9% over this period, while energy prices declined 7.7%. Prices for all items other than food and energy rose 1.7% over the past year," according to the BLS. The producer price index (PPI) gained 0.1% and came in at 0.4% in September. As reported by Trading Economics, "The core index which excludes food and energy went up 0.4% month-over-month, the same as in August."

Retail sales came in higher than expected in September at 1.9% month-over-month, beating the previous month by 1.3% and reflecting a large rise for the last three months. Retail sales gained 5.4% on a year-over-year basis. The industries with the largest sales increases included clothing stores at 11%, department stores at 9.7%, sporting

goods at 5.7% and auto dealers with a 4% gain. This was in comparison to a sales decline of -1.6% in electronics and appliance stores.

The National Association of Realtors (NARS) reported that existing-homes sales increased 9.4% from the previous month, reaching a seasonally adjusted annual rate of 6.54 million homes sold in September. On a year-over-year basis existing homes advanced 21%. Regarding inventory levels, NARS reported "September's inventory figures fell by 1.3% from last month standing at 1.47 million homes for sale. Compared with September of 2019, inventory levels dropped 19.2%. This would mark 16 straight months of year-over-year declines. It will take 2.7 months to move the current level of inventory at the current sales pace."

The gross domestic product (GDP), which is a measure of total goods and services produced, came in at an annualized pace of 33.1% for the third quarter. This was in comparison to a decrease of 31.4% in the previous quarter. According to CNBC, "Increased consumption along with solid gains in business and residential investment as well as exports fueled the third-quarter rebound. Decreases in government spending following the expiration of the CARES Act rescue funding subtracted from GDP."

Portfolio Commentary: Performance, Diversification, and Strategy

The Treasurer's portfolio yielded 1.71% in October with a weighted average maturity of 711 days. The total assets under management by the treasurer was \$8.7 billion, in comparison to \$7.9 billion a year ago. The portfolio's diversification strategy continues to be sound. U.S. government sponsored enterprises accounted for approximately 32% of the portfolio and mortgage-backed securities were 29%. U.S. treasuries represented 31% of assets, money market mutual funds were 5% and Certificates of Deposits were 1%. State bond issues, foreign bonds and municipals totaled 2% and comprised the balance of funds invested. In keeping with the state's statutory investment objectives, the portfolio strategy continues to be seeking safety, liquidity, and return on investment, in that order. Laddered bond maturities and a buy-and-hold strategy were utilized. Market observation for investment opportunities were considered in order to maximize income within investment parameters and consideration of continued low interest rates.

Collateralization

All funds under the control of this office requiring collateralization were secured at rates ranging from 100% to 110%, depending on the type of investment.

Payments, Fees, and Commissions

Securities were purchased or sold utilizing competitive bidding. Bank fees and money market mutual fund operating expenses are detailed in the attached pages, as is the earnings split between the treasurer and the master custodian bank on securities lending income.

Total Funds Invested

Funds available for investment, at market value, include the State Treasurer's investments at \$6,145,229,036 and State Agency balances in OK Invest at \$2,555,165,254 for a total of \$8,700,394,290.

Best regards,

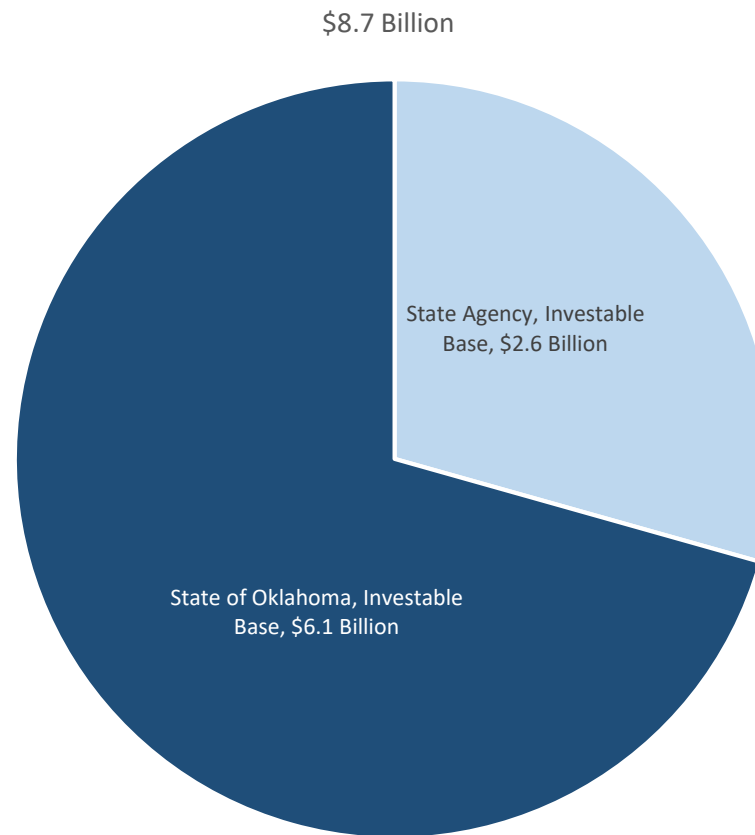


RANDY MCDANIEL
STATE TREASURER

cc: The Honorable Kevin Stitt, Governor
The Honorable Greg Treat, President Pro Tempore
The Honorable Charles McCall, Speaker of the House
The Honorable Mike Hunter, Attorney General
The Honorable Cindy Byrd, State Auditor and Inspector



Office of the State Treasurer
Distribution of Assets Under Management
October 31, 2020





Office of the State Treasurer
Portfolio Composition
October 31, 2020

Asset Category	Face Amount/ Shares	Market Value	Book Value	% of Portfolio	YTM @ Cost	Weighted Average Maturity
Certificate of Deposit	99,517,000	99,517,000	99,517,000	1.2	0.36%	56
Foreign Bonds	80,000,000	79,953,591	80,000,000	0.9	2.49%	495
Money Market - Mutual Funds	458,839,226	458,839,226	458,839,226	5.4	0.02%	1
Municipal Bonds	14,000,000	14,299,480	14,000,000	0.2	2.45%	756
State Bond Issues	30,000,000	30,000,000	30,000,000	0.4	1.93%	1,918
US Agency - MBS	2,465,544,629	2,621,265,111	2,504,222,155	29.3	2.70%	1,116
US Agency Bonds	2,680,000,000	2,718,273,064	2,701,751,324	31.7	1.05%	658
US Treasury Bonds / Notes	2,625,000,000	2,678,246,818	2,631,488,632	30.9	1.76%	522
Total / Average	8,452,900,855	8,700,394,290	8,519,818,337	100.0	1.71%	711

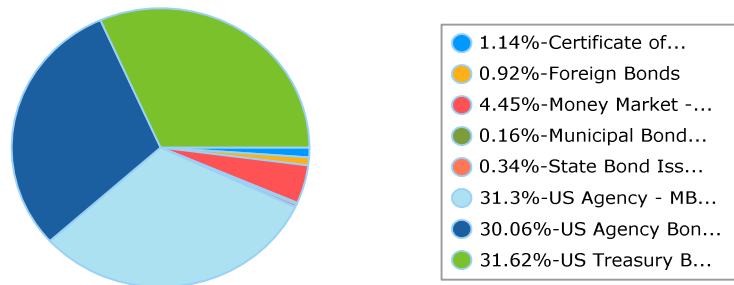


Office of the State Treasurer
Distribution by Asset Category - Market Value
Report Group: Monthly Investment Report

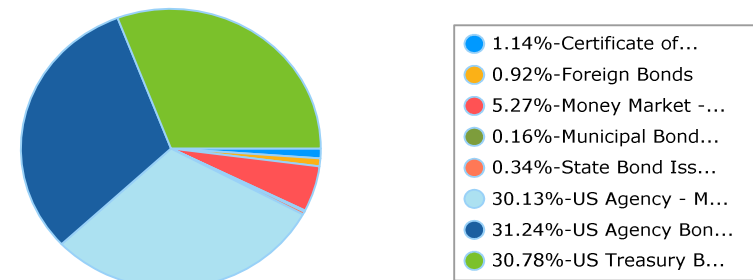
Begin Date: 9/30/2020, End Date: 10/31/2020

Asset Category	Market Value 9/30/2020	% of Portfolio 9/30/2020	Market Value 10/31/2020	% of Portfolio 10/31/2020
Certificate of Deposit	99,517,000	1.1	99,517,000	1.1
Foreign Bonds	79,885,738	0.9	79,953,591	0.9
Money Market - Mutual Funds	388,431,313	4.5	458,839,226	5.3
Municipal Bonds	14,336,580	0.2	14,299,480	0.2
State Bond Issues	30,000,000	0.3	30,000,000	0.3
US Agency - MBS	2,730,066,614	31.3	2,621,265,111	30.2
US Agency Bonds	2,621,414,454	30.1	2,718,273,064	31.2
US Treasury Bonds / Notes	2,757,872,046	31.6	2,678,246,818	30.8
Total / Average	8,721,523,745	100.0	8,700,394,290	100.0

Portfolio Holdings as of 9/30/2020



Portfolio Holdings as of 10/31/2020



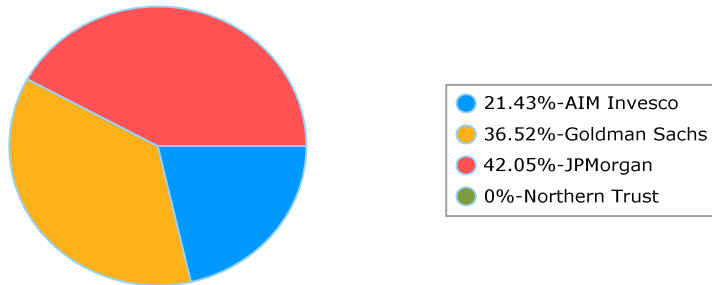


Office of the State Treasurer
Distribution by Issuer - Market Value
Report Group: Money Market excluding CARES

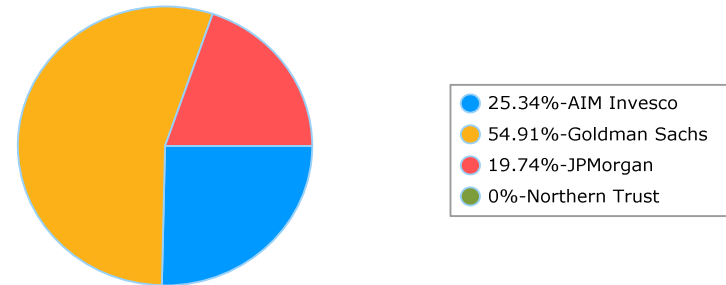
Begin Date: 9/30/2020, End Date: 10/31/2020

Issuer Allocation				
Issuer	Market Value 9/30/2020	% of Portfolio 9/30/2020	Market Value 10/31/2020	% of Portfolio 10/31/2020
AIM Invesco	83,228,223	21.4	116,280,502	25.3
Goldman Sachs	141,858,097	36.5	251,951,834	55.0
JPMorgan	163,336,389	42.1	90,597,173	19.7
Northern Trust	8,604	0.0	9,717	0.0
Total / Average	388,431,313	100.0	458,839,226	100.0

Portfolio Holdings as of 9/30/2020



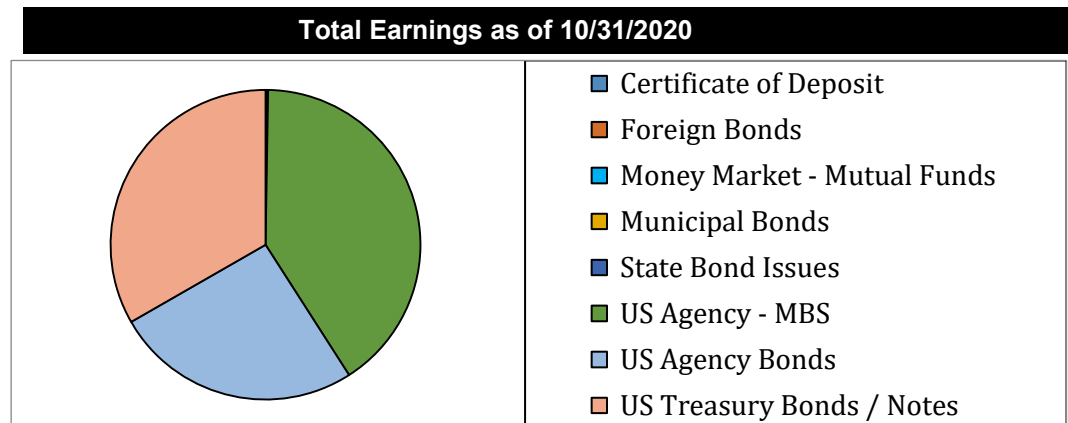
Portfolio Holdings as of 10/31/2020





Office of the State Treasurer
Earnings by Asset Category
October 31, 2020

Asset Category	YTM @ Cost	Interest Earned Net of Amortization/ Accretion	Realized Gain/Loss	Total Earnings
Certificate of Deposit	0.36%	16,066	-	16,066
Foreign Bonds	2.49%	-	-	-
Money Market - Mutual Funds	2.00%	12,642	-	12,642
Municipal Bonds	2.45%	-	-	-
State Bond Issues	1.93%	-	-	-
US Agency - MBS	2.69%	4,261,452	-	4,261,452
US Agency Bonds	1.05%	2,700,378	-	2,700,378
US Treasury Bonds / Notes	1.75%	3,489,919	-	3,489,919
Link Deposit (not active)		-	-	-
Total or Average	1.71%	10,480,457	-	10,480,457





Office of the State Treasurer
Investment Activity
October 31, 2020

Description	CUSIP	Broker/ Dealer	Trade Date	Settlement Date	YTM @ Cost	Par	Principal	Price	Interest	Total
Buy										
FFCB 0.16 10/13/2022	3133EMDA7	Morgan Stanley	10/27/2020	10/28/2020	0.180	25,000,000	24,990,250	99.961	1,667	24,991,917
FFCB 0.16 10/13/2022	3133EMDA7	Wells Fargo	10/23/2020	10/26/2020	0.180	25,000,000	24,990,000	99.960	1,444	24,991,444
FHLMC 0.125 10/16/2023	3137EAEY1	Jefferies & Co	10/27/2020	10/28/2020	0.245	25,000,000	24,911,250	99.645	1,042	24,912,292
FHLMC 0.125 10/16/2023	3137EAEY1	Morgan Stanley	10/23/2020	10/26/2020	0.265	25,000,000	24,896,500	99.586	868	24,897,368
FHLMC 0.25 9/8/2023	3137EAEW5	TD Securities	10/23/2020	10/26/2020	0.226	25,000,000	25,017,131	100.069	9,028	25,026,159
FNMA 0.25 5/22/2023	3135G04Q3	Wells Fargo	10/27/2020	10/28/2020	0.223	25,000,000	25,017,150	100.069	27,083	25,044,233
						150,000,000	149,822,281		41,132	149,863,413
Sell										
						0	0		0	0
Matured										
FHLB 2.625 10/1/2020	3130AEWA4	Wells Fargo	10/01/2020	10/01/2020		25,000,000	25,000,000			25,000,000
FHLB 2.625 10/1/2020	3130AEWA4	Morgan Stanley	10/01/2020	10/01/2020		25,000,000	25,000,000			25,000,000
T-Note 1.375 10/31/2020	912828L99	Wells Fargo	10/31/2020	10/31/2020		25,000,000	25,000,000			25,000,000
T-Note 1.375 10/31/2020	912828L99	Country Club Bank	10/31/2020	10/31/2020		25,000,000	25,000,000			25,000,000
T-Note 1.625 10/15/2020	912828Z22	Wells Fargo	10/15/2020	10/15/2020		25,000,000	25,000,000			25,000,000
						125,000,000	125,000,000			125,000,000
Called										
						0	0			0
Net Change in Investments						25,000,000	24,822,281		41,132	24,863,413



Office of the State Treasurer
Transactions by Security Type
October 31, 2020

Description	CUSIP	Action	Settlement Date	Maturity Date	YTM @ Cost	Par	Principal	Price	Interest	Total
US Agency Bonds										
FFCB 0.16 10/13/2022	3133EMDA7	Buy	10/28/2020	10/13/2022	0.180	25,000,000	24,990,250	99.961	1,667	24,991,917
FFCB 0.16 10/13/2022	3133EMDA7	Buy	10/26/2020	10/13/2022	0.180	25,000,000	24,990,000	99.960	1,444	24,991,444
FHLMC 0.125 10/16/2023	3137EAEY1	Buy	10/28/2020	10/16/2023	0.245	25,000,000	24,911,250	99.645	1,042	24,912,292
FHLMC 0.125 10/16/2023	3137EAEY1	Buy	10/26/2020	10/16/2023	0.265	25,000,000	24,896,500	99.586	868	24,897,368
FHLMC 0.25 9/8/2023	3137EAEW5	Buy	10/26/2020	09/08/2023	0.226	25,000,000	25,017,131	100.069	9,028	25,026,159
FNMA 0.25 5/22/2023	3135G04Q3	Buy	10/28/2020	05/22/2023	0.223	25,000,000	25,017,150	100.069	27,083	25,044,233
						150,000,000	149,822,281		41,132	149,863,413
US Agency - Mortgage Backed Securities										
						0	0		0	0
US Treasury Bonds and Notes										
						0	0		0	0
Municipal Bonds										
						0	0		0	0
Certificates of Deposits										
							12,045,000			
Total							161,867,281			



Office of the State Treasurer
Transactions by Broker
October 31, 2020

Description	CUSIP	Action	Asset Category	Settlement Date	Maturity Date	YTM @ Cost	Par	Principal	Price	Interest	Total
Jefferies & Co											
FHLMC 0.125 10/16/2023	3137EAEY1	Buy	US Agency Bonds	10/28/2020	10/16/2023	0.245	25,000,000	24,911,250	99.645	1,042	24,912,291.67
							25,000,000	24,911,250		1,042	24,912,291.67
Morgan Stanley											
FFCB 0.16 10/13/2022	3133EMDA7	Buy	US Agency Bonds	10/28/2020	10/13/2022	0.180	25,000,000	24,990,250	99.961	1,667	24,991,916.67
FHLMC 0.125 10/16/2023	3137EAEY1	Buy	US Agency Bonds	10/26/2020	10/16/2023	0.265	25,000,000	24,896,500	99.586	868	24,897,368.06
							50,000,000	49,886,750		2,535	49,889,284.73
TD Securities											
FHLMC 0.25 9/8/2023	3137EAEW5	Buy	US Agency Bonds	10/26/2020	09/08/2023	0.226	25,000,000	25,017,131	100.069	9,028	25,026,158.53
							25,000,000	25,017,131		9,028	25,026,158.53
Wells Fargo											
FFCB 0.16 10/13/2022	3133EMDA7	Buy	US Agency Bonds	10/26/2020	10/13/2022	0.180	25,000,000	24,990,000	99.96	1,444	24,991,444.44
FNMA 0.25 5/22/2023	3135G04Q3	Buy	US Agency Bonds	10/28/2020	05/22/2023	0.223	25,000,000	25,017,150	100.07	27,083	25,044,233.33
							50,000,000	50,007,150		28,528	50,035,677.77
							0	0		0	0.00
Total Securities							150,000,000	149,822,281		41,132	149,863,412.70



Office of the State Treasurer
Comparison of Actual Earnings to Estimated Earnings
October 31, 2020

Fiscal Year to Date								
Asset Category	Revenues Actual	Revenues Estimate	Variance	Percent	Investable Base - Actual	Investable Base - Est.	Variance	Percent
Certificates of Deposit	108,545	523,392	-414,847	-79.26%	70,390,895	60,000,000	10,390,895	17.32%
Foreign Bonds	0	0	0		56,553,200	60,000,000	(3,446,800)	-5.74%
Money Market Mutual Funds	47,945	1,524,052	-1,476,107	-96.85%	324,548,608	460,000,000	(135,451,392)	-29.45%
Municipal Bonds	255,909	200,000	55,909	27.95%	10,114,384	10,000,000	114,384	1.14%
State of OK Bonds	145,000	150,000	-5,000	-3.33%	30,000,000	30,000,000	0	0.00%
US Treasury, Agency and MBS	12,185,236	29,256,750	-17,071,514	-58.35%	5,653,621,948	4,550,000,000	1,103,621,948	24.26%
Total or Average	12,742,635	31,654,194	(18,911,559)	-59.74%	6,145,229,036	5,170,000,000	975,229,036	18.86%

In February 2020, the Treasurer estimated earnings to the Board of Equalization for Fiscal Year 2021. The amount estimated was \$64,000,000. Year-to-date actual earnings are recorded on a cash basis of accounting.



Office of the State Treasurer
Comparison of Actual Earnings to Estimated Earnings
October 31, 2020

The following page presents market rates of return on the Securities portion of the General Account and the State's aggregated State Agency Accounts. These figures, which are dollar-weighted and time-weighted where appropriate, are calculated using the percentage change in market value (inclusive of accrued income) from the end of the prior month to the end of the reporting month.

To ensure the integrity of data, this information is provided by the Treasurer's custodian bank acting in its capacity as an external third party. As such, performance measurement is presently confined to those investments which are held with the custodian bank Northern Trust Company.

Benchmark data is also provided on the following page.



Office of the State Treasurer
Performance Comparison
October 31, 2020

	Current Month	Fiscal Year-to- Date
Securities, General Revenue Account	0.04%	0.14%
Securities, Agency Directed Langston University	-2.74%	3.59%
Benchmark Merrill Lynch, US 1 Year T-Bill	0.02%	0.12%

Analysis by Northern Trust Company

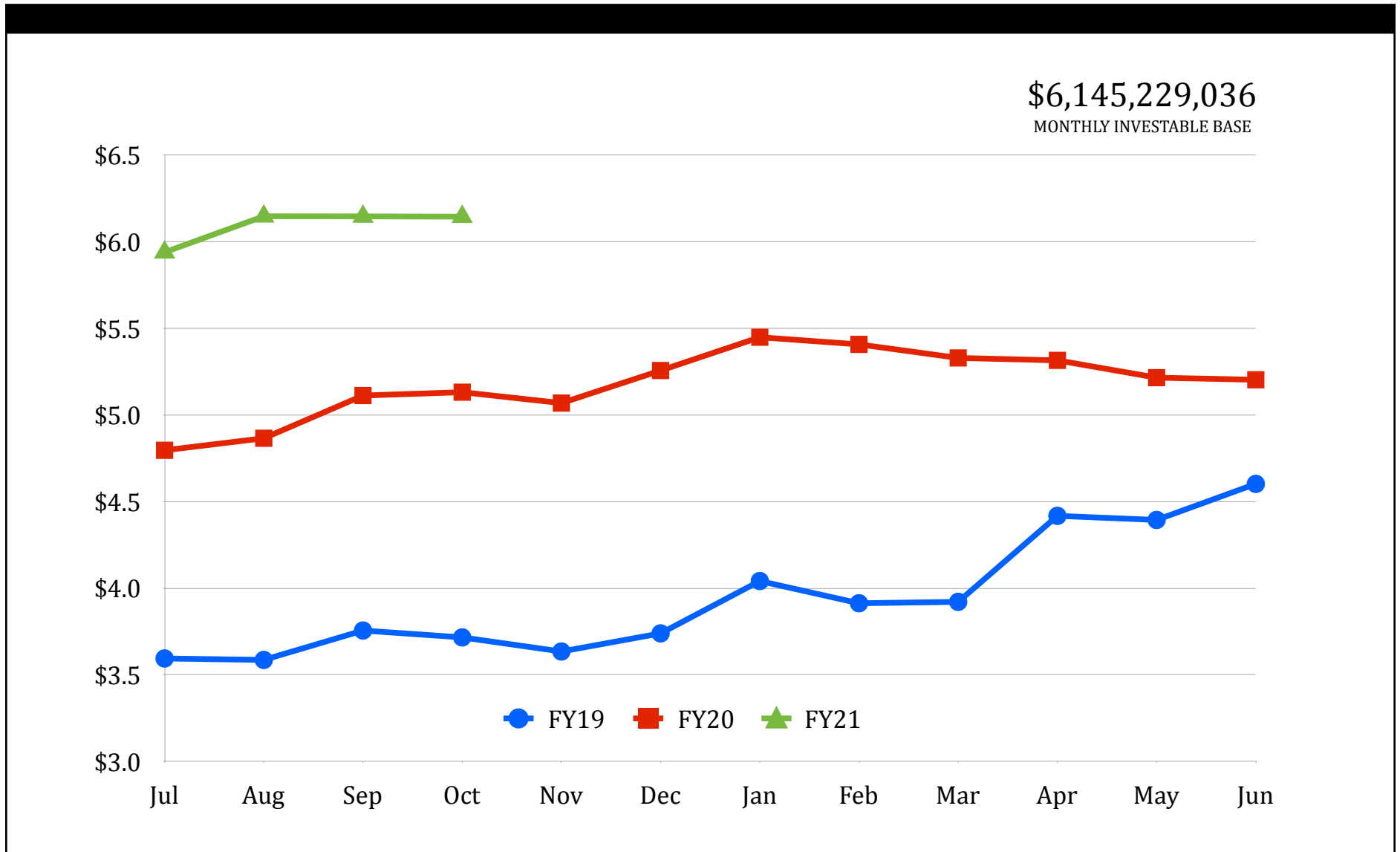
Represents dollar-weighted and time-weighted rates of return



OFFICE OF THE STATE TREASURER

Monthly Investable Base (Billions)

October 31, 2020





Office of the State Treasurer
Banking, Custody, and other Fees
October 31, 2020

Depository Bank	Tax ID Number	City	State	Amount
Arvest Bank	73-1291209	Bartlesville	Oklahoma	147
BancFirst	73-1332918	OKC	Oklahoma	8,995
Central National Bank	73-0783952	Enid	Oklahoma	81
Citizens Security Bank	73-0183780	Bixby	Oklahoma	143
Federal Reserve Bank	44-0545874	Kansas City	Kansas	895
JP Morgan/Chase, Okla., NA	73-0777610	OKC	Oklahoma	28,443
The Bank N.A.	73-0344910	McAlester	Oklahoma	8
Total				38,712

Money Market Mutual Funds

The State Treasurer participates in the following money market mutual funds. The funds managers are compensated for certain operating expenses by deducting a fee from the gross interest earnings.

Fund Manager	Tax ID	Annualized fee	Amount
Invesco	76-0574220	0.180%	36,338
JPMorgan Securities	23-2694160	0.180%	37,018
Goldman Sachs	06-1287410	0.110%	43,467
BOSC Inc	73-1275307	0.070%	27,661

Note: Pursuant to Oklahoma State Statute Title 62, Section 89.7, all known fees are to be reported. The money market mutual fund fees reported are shown at the contracted rate.

Securities Lending Program

The State Treasurer participates in a securities lending program with Northern Trust Company acting as lending agent. Northern Trust retains 20% of the revenues generated as compensation for services, their share for the month was \$1,195. Pursuant to Oklahoma State Statute Title 62 Section 90, the State Treasurer retains the first \$450,000 of security lending revenue in a revolving fund. These funds are used to pay custody and other banking fees. Any revenue not needed for this purpose is deposited to the General Fund.

Northern Trust Custody Fees

Pursuant to custodial contract with Northern Trust Company, custody fees are paid quarterly. Fees paid to Northern Trust Company for first quarter FY2020 was \$11,250.



Randy McDaniel
Oklahoma State Treasurer

Agency-Directed Investments

October 2020

Treasurer's Mission Statement

The mission of the
Office of the State Treasurer
is to serve the
people of Oklahoma by
providing sound banking and
investment services, reuniting
individuals and businesses with
their unclaimed property, and
promoting economic opportunities
in a fiscally responsible
and efficient manner while
adhering to the highest
professional and ethical standards.



Office of the State Treasurer
Agency Directed Investments
October 31, 2020

Issuer	Face Amount/Shares	Market Value	Book Value	% of Portfolio
2020 CARES Act funding				
AIM Invesco	125,973,079	125,973,079	125,973,079	0.25
JPMorgan	156,189,346	156,189,346	156,189,346	0.31
Goldman Sachs	222,238,595	222,238,595	222,238,595	0.44
Total, 2020 CARES Act funding	504,401,020	504,401,020	504,401,020	1.00
Langston - Agency Directed				
Fundamental Investors Inc A	16,499	983,823	371,159	0.33
Investment Co of America A	16,849	655,747	371,249	0.33
Washington Mutual Fund A	17,405	773,980	371,270	0.34
Northern Trust - Agency Fund	1,553	1,553	1,553	0.00
Total / Average	52,306	2,415,103	1,115,231	1.00
Report Total	504,453,326	506,816,123	505,516,251	



Office of the State Treasurer
State Agency Directed by Broker
October 31, 2020

Broker	Tax ID	Purchases at Cost	Sales at Cost
No activity			



Office of the State Treasurer
State Agency Directed by Security Type
October 31, 2020

Broker	Tax ID	Purchases at Cost	Sales at Cost	
No activity				



Office of the State Treasurer
Assets Under Management
October 31, 2020

Account	Class Funding	Agency	Interest Rate	Days to Maturity	Market Value
2109002	8090B	OMES- Risk Mgmt Revolving Fund ASA	1.7655	1	74,810,860.00
2118506	8185F	Corporation Commission	1.7655	1	20,405,316.86
2137001	8370A	OIFA	1.7655	1	34,393,729.19
2139101	8391A	Multiple Injury Trust Fund	1.7655	1	1,406,538.79
2141001	8410A	Commissioners of the Land Office	1.7655	1	36,367,242.37
2142001	8420A	Langston University	1.7655	1	18,532,023.29
2143500	79901	Oklahoma Lottery Commission	1.7655	1	6,937,228.00
2143501	8435A	Oklahoma Lottery Commission	1.7655	1	1,866,289.58
2147704	8477D	Oklahoma Bureau of Narcotics	1.7655	1	1,756,493.45
2151500	79901	OPERS	1.7655	1	748,853.24
2151501	8515A	OPERS	1.7655	1	413,709.16
2151502	8515B	OPERS	1.7655	1	926,091.64
2151503	8515C	OPERS	1.7655	1	87,407.71
2151504	8515D	OPERS	1.7655	1	3,021,887.39
2151505	8515E	OPERS	1.7655	1	12,983.22
2151506	8515F	OPERS	1.7655	1	185,520.86
2151507	8515G	OPERS	1.7655	1	824,757.31
2151508	8515H	OPERS	1.7655	1	158,713.64
2153001	8530A	Panhandle State University	1.7655	1	4,220,327.19
2155701	8557A	OK Police Pension	1.7655	1	20,518,904.16
2169502	8695B	Tax Commission	1.7655	1	396,150,176.39
2169505	8695E	Tax Commission	1.7655	1	8,271.43
2169520	8695T	Tax Commission	1.7655	1	268,611.17
2169521	8695U	Tax Commission	1.7655	1	63,426,854.33
2174007	8740G	State Treasurer	1.7655	1	514,599.09
2183006	8830F	DHS - CSED	1.7655	1	28,642,016.38
7200039	20000	Oklahoma Boll Weevil Eradication	1.7655	1	3,067,014.43
7200320	20000	Department of Wildlife	1.7655	1	706,644.54
7200359	20000	OERB	1.7655	1	12,484,895.93
7200370	20000	OIFA	1.7655	1	563,992.27
7200391	20000	Multiple Injury Trust Fund	1.7655	1	104,704.74
7200410	20000	Commissioners of the Land Office	1.7655	1	1,964,855.86
7200435	20000	Oklahoma Lottery Commission	1.7655	1	5,738,045.20
7200515	20000	OPERS	1.7655	1	333,329.09
7200588	20000	Real Estate Commission	1.7655	1	467,438.15
7200830	20000	Department of Human Services	1.7655	1	54,925.57
7201825	20100	University Hospitals Authority	1.7655	1	3,058,450.10
7205090	20500	OMES Risk Management Division/DSC	1.7655	1	29,928,346.07
7205204	20500	JM Davis Arms & Historical Museum	1.7655	1	3,468.88
7205320	20500	Department of Wildlife	1.7655	1	917,975.28
7205359	20500	Sustaining OK Energy Resources	1.7655	1	5,893,084.36
7205435	20500	Oklahoma Lottery Commission	1.7655	1	154,003.89

Interest rate is net of 1.25 bp management fee



Office of the State Treasurer
Assets Under Management
October 31, 2020

Account	Class Funding	Agency	Interest Rate	Days to Maturity	Market Value
7205515	20500	OPERS	1.7655	1	392,684.28
7205563	20500	OK Bd for Private Vocational Schools	1.7655	1	126,488.57
7205630	20500	Oklahoma Department of Securities	1.7655	1	960,396.59
7205807	20500	Oklahoma Health Care Authority	1.7655	1	6,306,924.38
7210270	21000	State Election Board	1.7655	1	4,179,984.45
7210320	21000	Department of Wildlife	1.7655	1	7,989,937.73
7210350	21000	Oklahoma Historical Society	1.7655	1	28.97
7210400	21000	Office of Juvenile Affairs	1.7655	1	31,344.24
7210410	21000	Commissioners of the Land Office	1.7655	1	130,321.85
7210515	21000	OPERS	1.7655	1	126,155.48
7210570	21000	State Board of Licensure for Professional Engineers & Land Surveyors	1.7655	1	364,509.08
7210588	21000	Real Estate Commission	1.7655	1	494,075.01
7215270	21500	State of Oklahoma Election Board - HAVA	1.7655	1	10,096,750.59
7215320	21500	Department of Wildlife	1.7655	1	3,641,110.42
7215566	21500	Tourism & Recreation Department	1.7655	1	13,257,801.70
7215585	21500	Department of Public Safety	1.7655	1	533,020.45
7215670	21500	JD McCarty Center	1.7655	1	881,552.29
7215825	215000	University Hospitals Authority	1.7655	1	2,291,637.41
7216805	21600	Department of Rehabilitation Services	1.7655	1	723,644.10
7220090	22000	OSF Building Project Fund	1.7655	1	0.42
7220320	22000	Dept of Wildlife Conservation	1.7655	1	4,385,633.79
7220585	22000	Department of Public Safety	1.7655	1	5,651,692.50
7220830	22000	Department of Human Services	1.7655	1	13,571.78
7225040	22500	Department of Agriculture	1.7655	1	373,426.07
7225830	22500	Department of Human Services	1.7655	1	3,174,447.08
7230220	23000	Oklahoma Crime Victims Compensation	1.7655	1	2,049,637.48
7230345	23000	Department of Transportation	1.7655	1	2,579,417.64
7230695	23000	Tax Commission	1.7655	1	510,296.23
7230807	23000	Health Care Authority	1.7655	1	19,664.68
7235605	23500	Regents for Higher Education	1.7655	1	2,013,948.18
7240807	24000	Health Care Authority	1.7655	1	13,685,777.83
7244090	24400	OMES Dept of Central Services	1.7655	1	859,139.48
7245807	24500	Health Care Authority	1.7655	1	18,953,084.06
7255090	25500	Department of Central Services	1.7655	1	1,149,208.41
7255585	25500	Oklahoma Dept of Public Safety	1.7655	1	22,166.22
7260090	26000	OMES Risk Management Division	1.7655	1	5,369,452.24
7265090	26500	OMES- Risk Mgmt	1.7655	1	188,990.45
7275740	27500	OST - SEED	1.7655	1	27,929.31
7280090	28000	OMES DCS Property Distribution	1.7655	1	868,424.55
7280345	28000	Department of Transportation	1.7655	1	652,828.88
7285345	28500	Department of Transportation	1.7655	1	200,448,643.58
7295090	27000	Emergency & Transportation	1.7655	1	3,577,322.35
7296150	29600	University of Science & Arts	1.7655	1	41.19

Interest rate is net of 1.25 bp management fee



Office of the State Treasurer
Assets Under Management
October 31, 2020

Account	Class Funding	Agency	Interest Rate	Days to Maturity	Market Value
7303000	30300	Tobacco Litigation Escrow Fund	1.7655	1	29,863.60
7360566	36000	Tourism & Recreation Department	1.7655	1	6,385,448.29
7401105	40100	OCIA - NACEA Construction Series 2018B	1.7655	1	8,034,384.27
7403292	40300	Oklahoma Department of Environmental Quality	1.7655	1	92,958.78
7405220	40500	District Attorneys Council	1.7655	1	5,238,540.80
7408105	40800	OCIA	1.7655	1	7,422.43
7409105	40900	OCIA - NACEA Revenue Series 2018B	1.7655	1	580.67
7410105	41000	OCIA - Capitol Repair Construction Series 2018C	1.7655	1	3,008.96
7411105	41100	OCIA - Capitol Repair Revenue Series 2018C	1.7655	1	4,599.97
7412105	41200	OCIA	1.7655	1	14,981.84
7415105	41500	OCIA - DOC Construction Series 2018D	1.7655	1	70,870,697.48
7416000	41600	OSF - Oil Overcharge	1.7655	1	290,211.41
7416105	41600	OCIA - DOC Revenue Series 2018D	1.7655	1	9,728.30
7416160	41600	Department of Commerce	1.7655	1	2,989,924.96
7419105	41900	OCIA	1.7655	1	17,759.28
7420105	42000	OCIA - Construction Series 2019A	1.7655	1	5,374,695.34
7424105	42400	OCIA - Revenue Series 2019A	1.7655	1	1,849.70
7426000	42600	OSF - Oil Overcharge	1.7655	1	2,424,864.51
7426160	42600	Department of Commerce	1.7655	1	13,592,131.81
7427105	42700	OCIA - Construction Series 2019B	1.7655	1	23,918,920.17
7428105	42800	OCIA Endowed Chairs Fund	1.7655	1	13,172.05
7430010	43000	Oklahoma State University	1.7655	1	1,877,918.40
7430011	43000	Oklahoma State University	1.7655	1	2,038,061.66
7430012	43000	Oklahoma State University	1.7655	1	1,359,489.27
7430013	43000	Oklahoma State University	1.7655	1	1,392,156.16
7430014	43000	Oklahoma State University	1.7655	1	1,418,701.56
7430015	43000	Oklahoma State University	1.7655	1	2,687,726.26
7430016	43000	Oklahoma State University	1.7655	1	165,769.06
7430100	43000	Cameron University	1.7655	1	917,294.32
7430420	43000	Langston University	1.7655	1	253,487.51
7430461	43000	Rogers State College	1.7655	1	1,181,897.59
7430505	43000	Northwestern Oklahoma State University	1.7655	1	19,816.53
7430530	60000	Panhandle State University	1.7655	1	21,293.08
7430665	43000	Southwestern Oklahoma State University	1.7655	1	2,100,942.30
7430760	43000	University of Oklahoma	1.7655	1	22,890,160.94
7430770	43000	OUHSC	1.7655	1	64,661,147.81
7430773	43000	Oklahoma State University	1.7655	1	1,914,760.09
7434105	43400	OCIA	1.7655	1	1,875.87
7436000	43600	OSF - Oil Overcharge	1.7655	1	2,659.54
7436105	43600	OCIA	1.7655	1	1,700.66
7437105	43700	OCIA	1.7655	1	39,251,735.88
7438105	43800	OCIA	1.7655	1	2,290.03
7442105	44200	OCIA	1.7655	1	13,069.20

Interest rate is net of 1.25 bp management fee



Office of the State Treasurer
Assets Under Management
October 31, 2020

Account	Class Funding	Agency	Interest Rate	Days to Maturity	Market Value
7443105	44300	OCIA	1.7655	1	6,258.94
7444835	44400	Water Resources Board	1.7655	1	4,704,266.02
7445105	44500	OCIA - 2017B Capitol Repair 2 Revenue	1.7655	1	7,707.17
7445835	44500	Water Resources Board	1.7655	1	2,158,664.33
7446105	44600	2017B Capitol Repair 2 Construction	1.7655	1	265,548.80
7447105	44700	2017A Revenue Fund	1.7655	1	2,131.88
7448105	44800	OCIA	1.7655	1	749.85
7455105	45500	OCIA	1.7655	1	3,394.25
7455160	45500	Department of Commerce	1.7655	1	293,739.25
7460100	46000	Cameron University	1.7655	1	1,372,229.14
7460760	46000	University of Oklahoma	1.7655	1	167,996.12
7462105	46200	OCIA	1.7655	1	5,862.17
7464105	46400	OCIA	1.7655	1	14,542,378.38
7470010	47000	Oklahoma State University Capital Bond Project	1.7655	1	1,653,377.85
7471835	47100	Water Resources Board	1.7655	1	1,096,265.20
7472835	47200	Water Resources Board	1.7655	1	27,915,638.81
7473835	47300	Water Resources Board	1.7655	1	10,279,357.93
7475750	47500	Tulsa Community College	1.7655	1	5,966.80
7476760	47600	University of Oklahoma	1.7655	1	12,719,340.49
7479010	47900	Oklahoma State University Capital Bond Project	1.7655	1	24,411,248.44
7481633	48100	Oklahoma City Community College	1.7655	1	0.03
7482105	48200	OCIA	1.7655	1	11,621.58
7483633	48300	OCCC 2010 Bond	1.7655	1	0.06
7485010	48500	OKLAHOMA STATE UNIVERSITY	1.7655	1	391,012.42
7486010	48600	OKLAHOMA STATE UNIVERSITY	1.7655	1	10,890.05
7487010	48700	OKLAHOMA STATE UNIVERSITY	1.7655	1	746,976.42
7488010	48800	OKLAHOMA STATE UNIVERSITY	1.7655	1	1,661,342.92
7488105	48800	OCIA	1.7655	1	477.80
7489105	48900	OCIA	1.7655	1	3,874.17
7490000	49000	State of Oklahoma(Fed Stimulus Fund)	1.7655	1	8,000.00
7490010	49000	Oklahoma State University	1.7655	1	47,523.73
7490013	49000	Oklahoma State University	1.7655	1	24,211.71
7490015	49000	Oklahoma State University	1.7655	1	76,639.08
7490270	49000	Oklahoma State Election Board	1.7655	1	2,318,138.19
7490760	49000	University of Oklahoma	1.7655	1	1,291,747.88
7490773	49000	Oklahoma State University	1.7655	1	75,620.21
7491220	49100	District Attorneys Council	1.7655	1	5,534,695.36
7510410	8410A	Commissioners of the Land Office	1.7655	1	800,098.17
7511410	8410A	Commissioners of the Land Office	1.7655	1	4,590,967.21
7518410	8410A	Commissioners of the Land Office	1.7655	1	762,996.68
7519410	8410A	Commissioners of the Land Office	1.7655	1	932,521.62
7600010	60000	Oklahoma State University	1.7655	1	4,408,055.84
7600100	60000	Cameron University	1.7655	1	765,666.12

Interest rate is net of 1.25 bp management fee



Office of the State Treasurer
Assets Under Management
October 31, 2020

Account	Class Funding	Agency	Interest Rate	Days to Maturity	Market Value
7600120	60000	University of Central Oklahoma	1.7655	1	2,835,664.81
7600150	60000	University of Science & Arts	1.7655	1	749,182.91
7600230	60000	East Central University	1.7655	1	1,433,073.92
7600420	60000	Langston University	1.7655	1	2,353,593.12
7600485	60000	Northeastern State University	1.7655	1	2,328,630.09
7600490	60000	Northern Oklahoma College	1.7655	1	1,482,308.76
7600505	60000	Northwestern Oklahoma State University	1.7655	1	1,907,847.18
7600530	60000	Panhandle State University	1.7655	1	217,557.48
7600660	60000	Southeastern Oklahoma State University	1.7655	1	61,609.03
7600665	60000	Southwestern Oklahoma State University	1.7655	1	2,275,392.52
7600760	60000	University of Oklahoma	1.7655	1	3,537,826.97
7650010	65000	Oklahoma State University	1.7655	1	4,306,639.51
7650100	65000	Cameron University	1.7655	1	672,709.70
7650120	65000	University of Central Oklahoma	1.7655	1	1,489,851.10
7650150	65000	University of Science & Arts	1.7655	1	429,796.45
7650230	65000	East Central University	1.7655	1	1,585,141.26
7650420	65000	Langston University	1.7655	1	1,311,817.83
7650485	65000	Northeastern State University	1.7655	1	826,920.95
7650490	65000	Northern Oklahoma College	1.7655	1	1,501,558.43
7650505	65000	Northwestern Oklahoma State University	1.7655	1	700,476.64
7650530	65000	Panhandle State University	1.7655	1	74,442.20
7650660	65000	Southeastern Oklahoma State University	1.7655	1	40,149.93
7650665	65000	Southwestern Oklahoma State University	1.7655	1	607,848.84
7650760	65000	University of Oklahoma	1.7655	1	2,314,551.70
7700040	70000	Department of Agriculture	1.7655	1	11,009,356.30
7700041	70000	Western Oklahoma State College	1.7655	1	569,969.37
7700131	79901	Department of Corrections	1.7655	1	19,737,535.17
7700240	70000	Eastern Oklahoma State College	1.7655	1	703,775.00
7700340	40000	State Health Department	1.7655	1	1,385,244.99
7700461	70000	Rogers State College	1.7655	1	6,534,320.01
7700490	70000	Northern Oklahoma College	1.7655	1	2,662,182.20
7700606	70000	Ardmore Higher Education Center	1.7655	1	206,266.54
7700633	70000	Oklahoma City Community College	1.7655	1	8,907,681.36
7700660	70000	Southeastern Oklahoma State University	1.7655	1	8,022,806.61
7700760	70000	University of Oklahoma	1.7655	1	86,680,449.73
7700830	70000	Department of Human Services	1.7655	1	1,606,277.31
7701010	70100	Oklahoma State University	1.7655	1	5,221,585.19
7701150	70100	University of Science & Arts	1.7655	1	2,586,046.64
7701165	70100	Connors State College	1.7655	1	565,609.75
7701400	70100	Office of Juvenile Affairs	1.7655	1	12,387.05
7701480	70100	Northeastern Oklahoma A&M College	1.7655	1	1,314,167.23
7701605	70100	Regents for Higher Education	1.7655	1	32,183,087.60
7701650	70100	Department of Veteran Affairs	1.7655	1	671,377.62

Interest rate is net of 1.25 bp management fee



Office of the State Treasurer
Assets Under Management
October 31, 2020

Account	Class Funding	Agency	Interest Rate	Days to Maturity	Market Value
7701770	70100	OUHSC	1.7655	1	477,065,050.90
7701805	70100	Department of Rehabilitation Services	1.7655	1	162,202.19
7701865	70100	OK Workers' Comp Commission	1.7655	1	6,800,177.22
7702120	70200	University of Central Oklahoma	1.7655	1	10,201,925.99
7702650	70200	Department of Veteran Affairs	1.7655	1	526,773.19
7703650	70300	Department of Veteran Affairs	1.7655	1	501,760.38
7704120	70400	University of Central Oklahoma	1.7655	1	781,424.91
7704650	70400	Department of Veteran Affairs	1.7655	1	490,175.58
7704865	70400	OK Workers' Comp Commission	1.7655	1	21,833.98
7705505	70500	Northwestern Oklahoma State University	1.7655	1	488,941.49
7705650	70500	Department of Veteran Affairs	1.7655	1	861,643.72
7705675	70500	Self Insurance Guaranty Fund	1.7655	1	1,511,271.42
7705865	70500	OK Workers' Comp Commission	1.7655	1	42,537.25
7706452	70600	Community Mental Health Center Rep Payee Account	1.7655	1	8,390.10
7706650	70600	Department of Veteran Affairs	1.7655	1	144,241.97
7706750	70600	Tulsa Community College	1.7655	1	287,261.48
7706865	70600	OK Workers' Comp Commission	1.7655	1	340,586.17
7707452	70700	Central Oklahoma CMHC Rep Payee Account	1.7655	1	75,159.34
7707585	70700	Department of Public Safety	1.7655	1	3,343,233.65
7707605	70700	Regents for Higher Education	1.7655	1	10,949,968.66
7707650	70700	Department of Veteran Affairs	1.7655	1	361,537.46
7707865	70700	OK Workers' Comp Commission	1.7655	1	74,684.15
7708108	70800	Carl Albert State College	1.7655	1	6,828,558.50
7708605	70800	Regents for Higher Education	1.7655	1	25,960.94
7709605	70900	Regents for Higher Education	1.7655	1	4,014,456.53
7710350	71000	Oklahoma Historical Society	1.7655	1	1,284,522.47
7710452	71000	Oklahoma Department of Mental Health	1.7655	1	1,578,980.78
7710605	71000	Regents for Higher Education	1.7655	1	2,011,546.90
7711185	8740G	Corporation Commission	1.7655	1	69,410,436.31
7711420	71100	Langston University	1.7655	1	673,832.07
7711452	71100	Griffin Memorial Hospital Rep Payee	1.7655	1	89,950.48
7711605	71100	Regents for Higher Education	1.7655	1	800,120.26
7712605	71200	Regents for Higher Education	1.7655	1	142,648.58
7713605	71300	Regents for Higher Education	1.7655	1	70,729,925.94
7714605	71400	Regents for Higher Education	1.7655	1	13,808,890.15
7715605	71500	Regents for Higher Education	1.7655	1	488,184.12
7718605	71800	Regents for Higher Education	1.7655	1	9,152,298.88
7719605	71900	Regents for Higher Education	1.7655	1	37,830.82
7723623	72300	Seminole State College	1.7655	1	486,823.66
7725100	72500	Cameron University	1.7655	1	2,976,638.92
7730230	73000	East Central University	1.7655	1	10,935,882.97
7730830	73000	Department of Human Services	1.7655	1	284,019.29
7740605	74000	Regents for Higher Education	1.7655	1	15,497,403.67

Interest rate is net of 1.25 bp management fee



Office of the State Treasurer
Assets Under Management
October 31, 2020

Account	Class Funding	Agency	Interest Rate	Days to Maturity	Market Value
7741241	74100	Redlands Community College	1.7655	1	1,689,811.02
7745605	74500	Regents for Higher Education	1.7655	1	873,624.99
7747470	74700	Murray State College	1.7655	1	4,236,618.37
7750350	75000	Oklahoma Historical Society	1.7655	1	939,552.40
7750531	75000	Rose State College	1.7655	1	13,714,078.18
7751485	75100	Northeastern State University	1.7655	1	18,103,509.89
7752485	75200	Northeastern State University	1.7655	1	3,074,456.04
7765665	76500	Southwestern Oklahoma State University	1.7655	1	4,494,951.89
7790241	79000	Redlands Community College	1.7655	1	40,244.94
7790470	79000	Murray State College	1.7655	1	1,900.88
7790485	79000	Northeastern State University	1.7655	1	558,766.48
7790490	79000	Northern Oklahoma College	1.7655	1	771,230.92
7790660	79000	Southeastern Oklahoma State University	1.7655	1	11,404.19
7790665	79000	Southwestern Oklahoma State University	1.7655	1	65,384.39
7805370	80500	OIFA	1.7655	1	106.42
7823740	82300	OCIA 2008B Reserve Fund	1.7655	1	677.08
7845740	84500	OCIA 2008A Sinking Fund	1.7655	1	4,801.75
7846740	84600	OCIA 2008B Sinking Fund	1.7655	1	1,039.96
7847740	84700	OSF Building Project Fund	1.7655	1	7,587.24
7848740	84800	OSF Building Project Fund	1.7655	1	84,130.10
7851740	85100	OCIA	1.7655	1	4,740,689.92
7853740	85300	Oklahoma 2010b GO Sinking Fund	1.7655	1	16,232.43
7854740	85400	OCIA Endowed Chair Fund 2010	1.7655	1	2,979,729.72
7857740	85700	OCIA 2010A Highway Capital Improvements	1.7655	1	343,125.75
7858740	85800	OCIA 2010b Highway Capital Improvements	1.7655	1	2,669,519.93
7860740	86000	OCIA 2012 State Highway	1.7655	1	550,410.69
7862740	86200	OCIA 2013	1.7655	1	784,728.82
7910467	91000	OSF Escrow Fund	1.7655	1	181,468.76
7920605	92000	Regents for Higher Education	1.7655	1	31,586,471.16
State Agency, Investable Base					2,555,165,254.35
State of Oklahoma, Investable Base					6,145,229,035.65
Assets Under Management					8,700,394,290.00